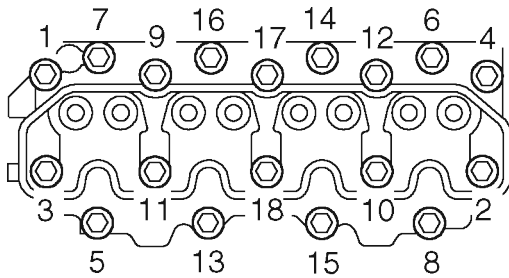


ENGINE

CYLINDER HEAD

Remove

1. Remove rocker shaft.
2. Remove fuel injectors.
3. Remove glow plugs.



12M2897

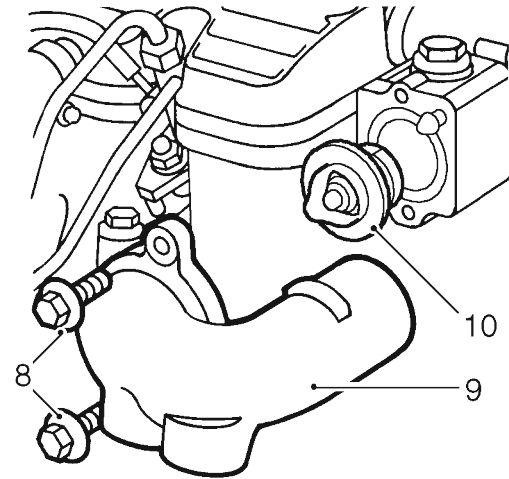
4. Using sequence shown, progressively slacken then remove and discard 18 bolts securing cylinder head.
5. Using assistance, remove cylinder head.

NOTE: Dowel located.

6. Remove cylinder head gasket.

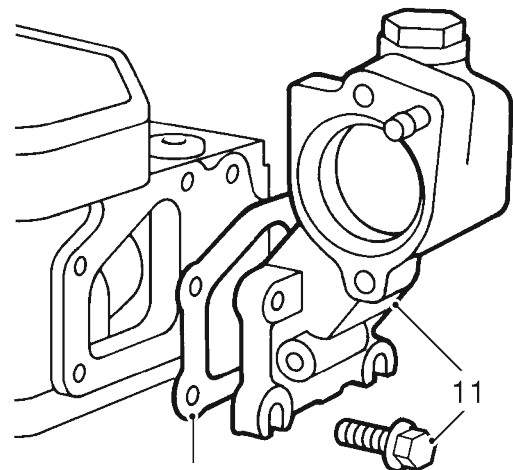
CAUTION: Identify cylinder head gasket thickness by the number of holes in the edge of the gasket between numbers 3 and 4 injector ports. Replacement gasket must be of the same thickness as the original unless a replacement cylinder head, crankshaft and/or pistons are fitted. - See *Cylinder head gasket selection*.

7. Discard cylinder head gasket.



12M2898

8. Remove 2 bolts securing coolant outlet elbow.
9. Remove coolant outlet elbow.
10. Remove thermostat from housing.



12M2927

11. Remove 4 bolts securing thermostat housing to cylinder head, remove housing.
12. Remove and discard gasket.
13. Remove all traces of gasket using suitable gasket removal spray and a plastic scraper.