

# ***Microcat***<sup>®</sup>

electronic parts selling system



Microcat wird gestartet...

Available Now

[www.microcatLIVE.com](http://www.microcatLIVE.com)

No Discs. No Dongles. No Delays.

**Microcat**  
**LIVE**   
ONLINE PARTS SELLING SYSTEM

It works for you.



**Microcat**  
electronic parts selling system

**START**

Images and data stored in this system are the property of Infomedia Ltd and its licensor. They may not be copied or transferred in any form being either electronic or otherwise without the written permission of Infomedia Ltd.

Copyright 1990-2012 Infomedia Ltd. All rights reserved.





EPC Microcat

Land Rover

Defender TD4

MY 2007>

(database Nov.2012)

# VEHICLE INDEX





With compliments from ,  
Catalogue: Defender 2007-  
Section: TITLE PAGE

---



Dear Land Rover friend,

having you looking at this Parts Catalogue, can only be due to the fact that the file left my computer and was distributed – both of which happened without my help or knowledge.

Please let me point out that all the work included in the project and the file mentioned were solely for my private use.

So don't blame me, Tata.

In case you, Tata, do read this page:

It's a shame that the printed versions of Parts Catalogues have been discontinued with the advent of the Defender TD4 (aka "Puma").

They were, of course, of a much better quality than what I could make.

I would be just too happy to buy one, if only it became available.

We have to live with what we get.

In the end – why bother ? We endure the build quality of the Defender, we are happy to pay extra money and add equipment to it which is pretty standard elsewhere. We still smile when it rains in and the Defender turns this water into oil and pours it onto the parking lot. The absence of the beloved Parts Catalogues cannot worry us.

Instructions:

**Land Rover - Microcat - Catalogue: Defender 2007-, No date entered.**

Catalogue Navigation Order List Views Preferences Training Help

English

**Legend**

- Correct Part
- Selective Fit
- Incorrect Part
- Show All Parts

Callout	Description	Qty	OSI	From	To	E	Number	I
1	CASE-FRONT AXLE \$	1	-				TAJ500090	
2	STUD, 3/8UNF X 1 3/4 \$	10	-				561196	
3	PLUG-DRAIN/FILLER LEVEL, NON-MAGNETIC \$	2	-				TGZ500070	
3	PLUG-DRAIN/FILLER LEVEL, MAGNETIC \$	2	-				TYB500120	
4	ADAPTOR \$	1	-				FTC5085	

MAJOR: B02 AXLES & SUSPENSION, FRONT AXLE  
SECT: B02.005 CASE ASSEMBLY FRONT (FROM [V]7A000001)  
DESC: CASE-FRONT AXLE

CALLOUT: 1

Microcat®

NUMBER: TAJ500090 (EXCHANGE: ) FROM: TO: OSI: QTY: 1  
DISC CD: TAX CODE: SURCHARGE: PRICE:

Microcat®

Watch the “Legend” in the pic above. Part numbers printed in blue are alternative/selective fits.

“Callout” is the number which refers to the numbers in the pictures.

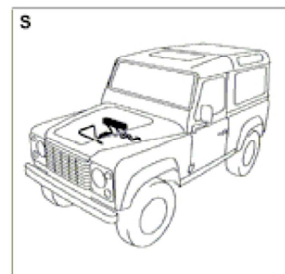
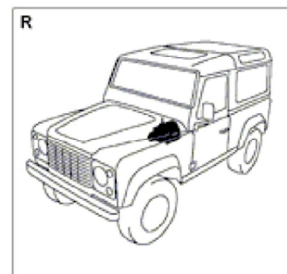
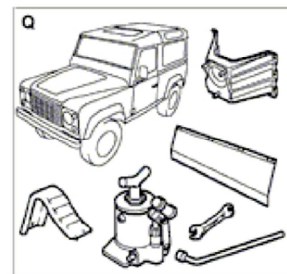
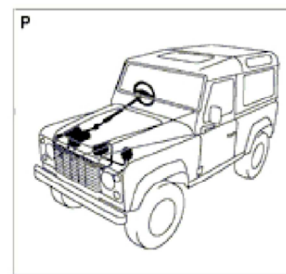
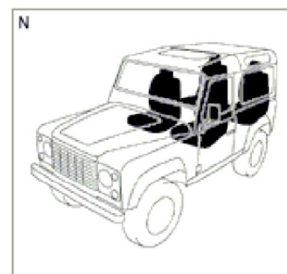
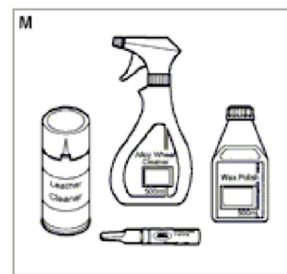
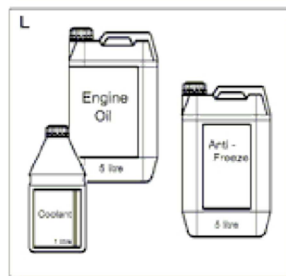

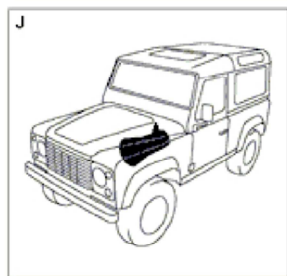
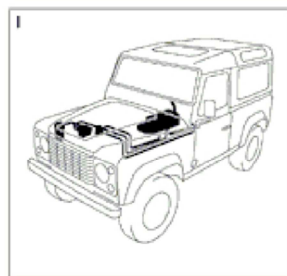
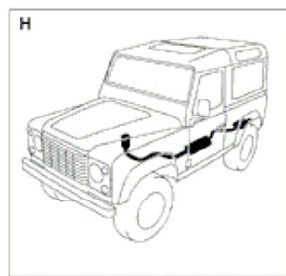
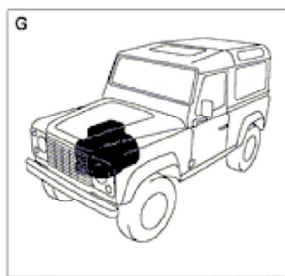
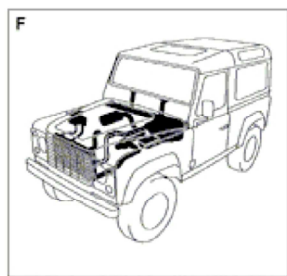
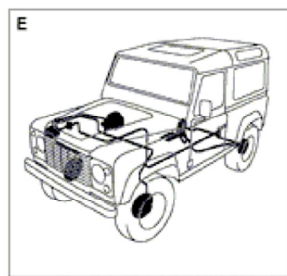
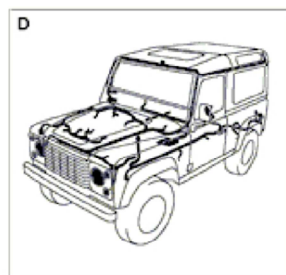
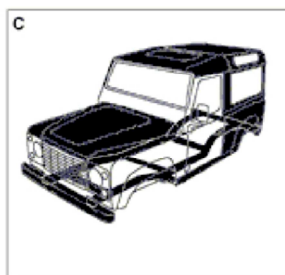
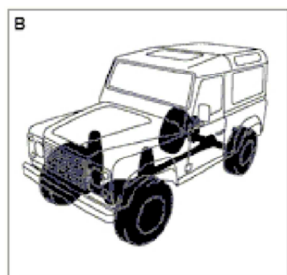
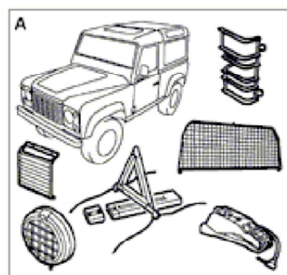
If you can see a “\$” at the end of the descriptive text you can be sure all the text is seen. If not, you only see a part of it.

Order of the pages: it was intended that printing would give a left and a right page. Just like a book. The images should be on the left side, whereas the part-numbers should go to the right. That way the gutter margin provided is on the correct side (at the centre).

Page left blank



**Catalogue: Defender 2007-  
Section: GRAPHIC INDEX**





Page left blank



With compliments from ,  
Catalogue: Defender 2007-  
Section: GRAPHIC INDEX

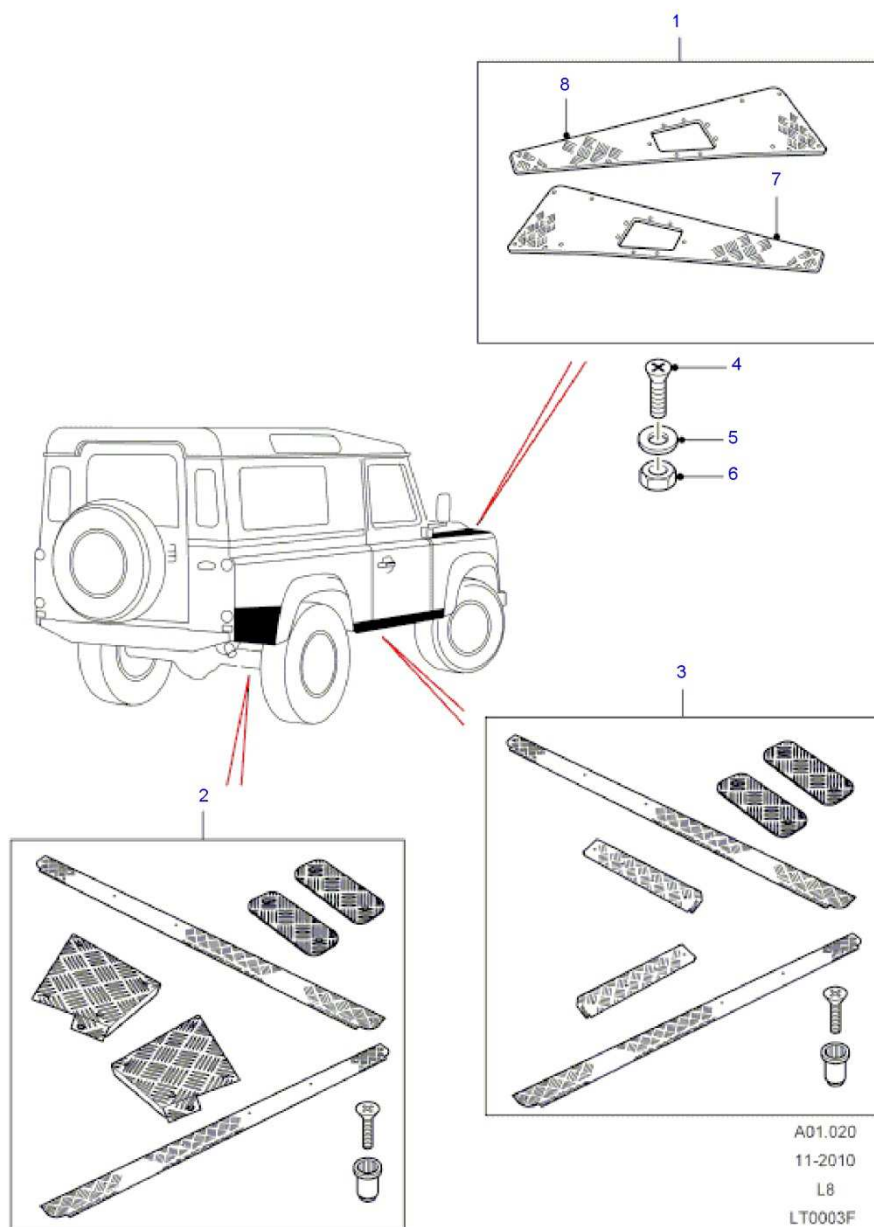
---



With compliments from ,

Catalogue: Defender 2007-

Section: A01.020 CHEQUER PLATES (FROM (V)7A000001)



© 2004 - 2012 Infomedia Ltd and its licensors.

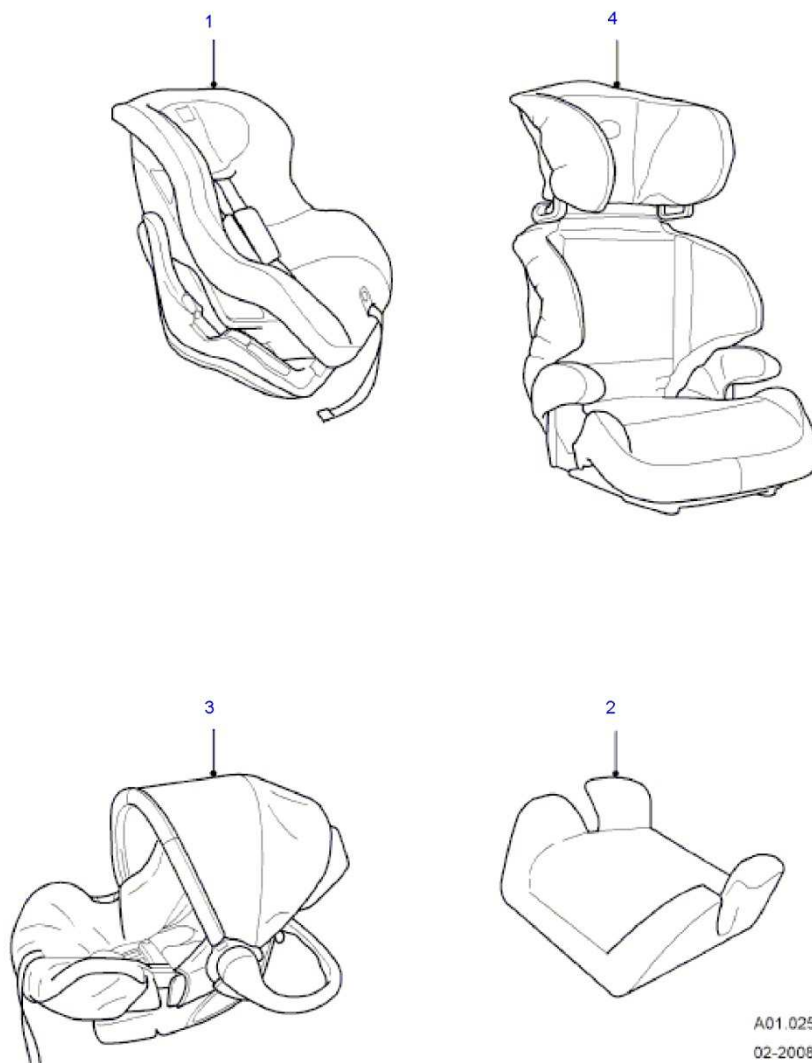


Callout	Description	Qty	DSI	From	To	E	Number
1	TREADPLATE, SILVER, KIT, PAIR, FRONT FENDER \$	1	-				LR005230
1	TREADPLATE, BLACK, KIT, PAIR, FRONT FENDER \$	1	-				LR005242
2	KIT-CHECKER PLATE, '90" WHEELBASE' \$	1	-				STC50245
2	KIT-CHECKER PLATE, BLACK, KIT, SILL, '90" WHEELBASE' \$		-				EBN500050
3	TREADPLATE, BLACK, KIT, SILL, EXCEPT HIGH CAPACITY PICK UP, '110" WHEELBASE' \$	1	-				EBN500051
3	TREADPLATE, EXCEPT HIGH CAPACITY PICK UP, '110" WHEELBASE' \$		-				STC50381
4	SCREW, M6 X 16MM \$	X	-				SF106161L
5	WASHER-PLAIN, M6 \$	X	-				WJ106001L
6	NUT - HEX., M6, HEXAGONAL HEAD, NYLOC \$	X	-				FY106046
7	TREADPLATE, SILVER, RH, FRONT FENDER \$	1	-				LR005231
7	TREADPLATE, BLACK, RH, FRONT FENDER \$	1	-				LR005233
8	TREADPLATE, SILVER, FRONT FENDER, LH \$	1	-				LR005232
8	TREADPLATE, BLACK, FRONT FENDER, LH \$	1	-				LR005234

With compliments from ,

Catalogue: Defender 2007-

Section: A01.025 CHILD SEATS (FROM (V)7A000001)



A01.025  
02-2008  
L8  
LT0056A

© 2004 - 2012 Infomedia Ltd and its licensors.

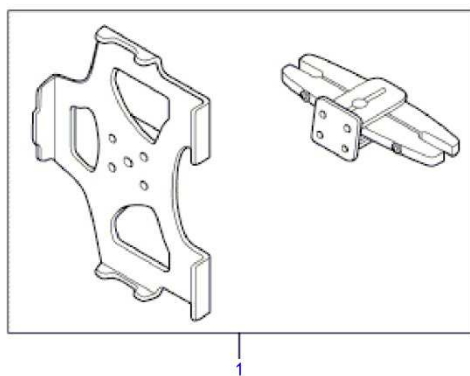
Callout	Description	Qty	OSI	From	To		E	Number
1	SEAT-CHILD RESTRAINT, 9 - 18KG (9 MONTHS - 4 YEARS) \$	1	-	(V)8A000001				LR006637
1	SEAT-CHILD RESTRAINT, 9 - 18KG (9 MONTHS - 4 YEARS) \$	1	-		(V)7A999999			VTN500020
2	CUSHION-CHILD RESTRAINT BOOSTER \$	1	-					STC8154
3	SEAT-CHILD RESTRAINT \$	1	Y		(V)7A999999			EVY000102
3	SEAT-CHILD RESTRAINT \$		-	(V)8A000001				VPLMS0007
4	SEAT-CHILD RESTRAINT, 15 - 36KG (4 - 11 YEARS) \$	1	-					LR004940

With compliments from ,

Catalogue: Defender 2007-

Section: A01.026 ENHANCED ENTERTAINMENT SYSTEMS

---



A01.026  
03-2012  
L8  
L8A01026

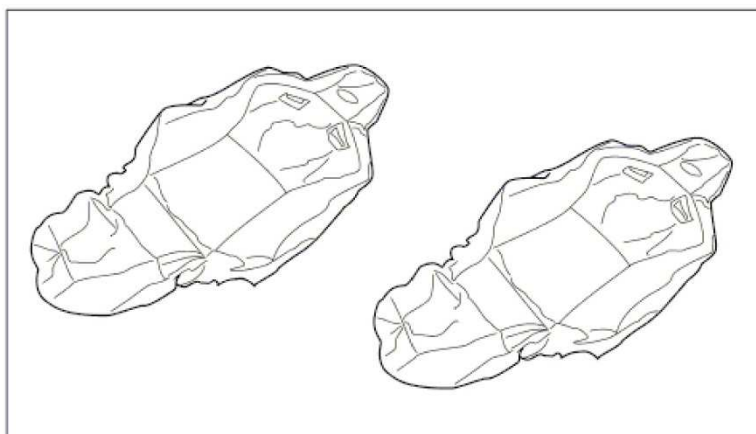
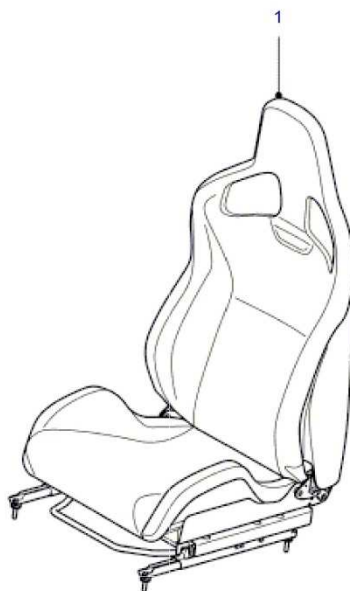
© 2004 - 2012 Infomedia Ltd and its licensors.

Callout	Description	Qty	OSI	From	To		E	Number
1	HOLDER - IPAD, IPAD 1 \$	1	-					VPLVS0164
1	HOLDER - IPAD, IPAD 2 \$	1	-					VPLVS0165

With compliments from ,

Catalogue: Defender 2007-

Section: A01.027 FRONT SEATS (FROM (V)7A0000001)



2

A01.027  
08-2011  
L8  
LT0251A

© 2004 - 2012 Infomedia Ltd and its licensors.

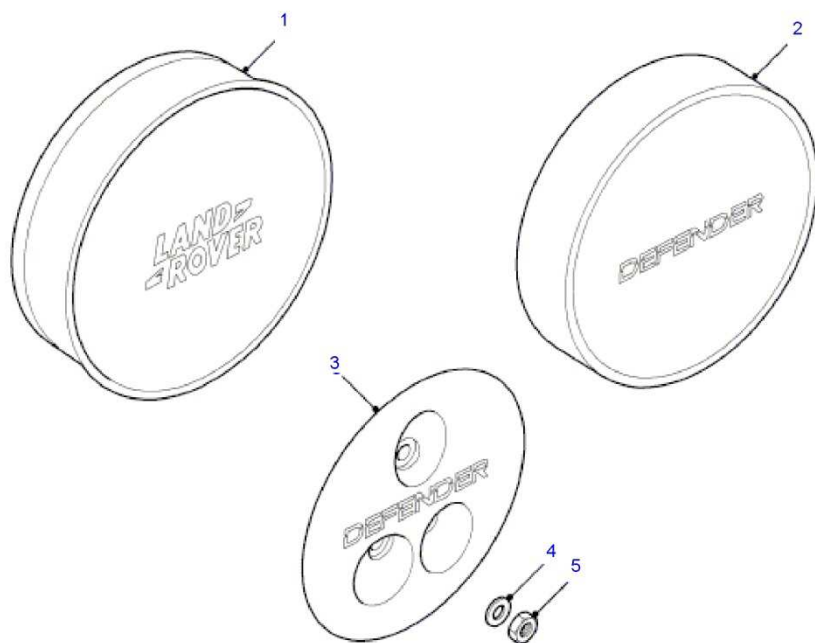


Callout	Description	Qty	OSI	From	To		E	Number
1	SEAT, RECARO, RH, HEATED SEAT, LESS BULKHEAD \$	1	-					VPLDS0035PUY
1	SEAT, RECARO, LH, HEATED SEAT, LESS BULKHEAD \$	1	-					VPLDS0036PUY
2	KIT - FRONT SEAT COVER \$	1	-					VPLDS0038

With compliments from ,

Catalogue: Defender 2007-

Section: A01.030 COVERS-SPARE WHEEL (FROM (V)7A000001)



A01.030  
01-2007  
L8  
LT0220

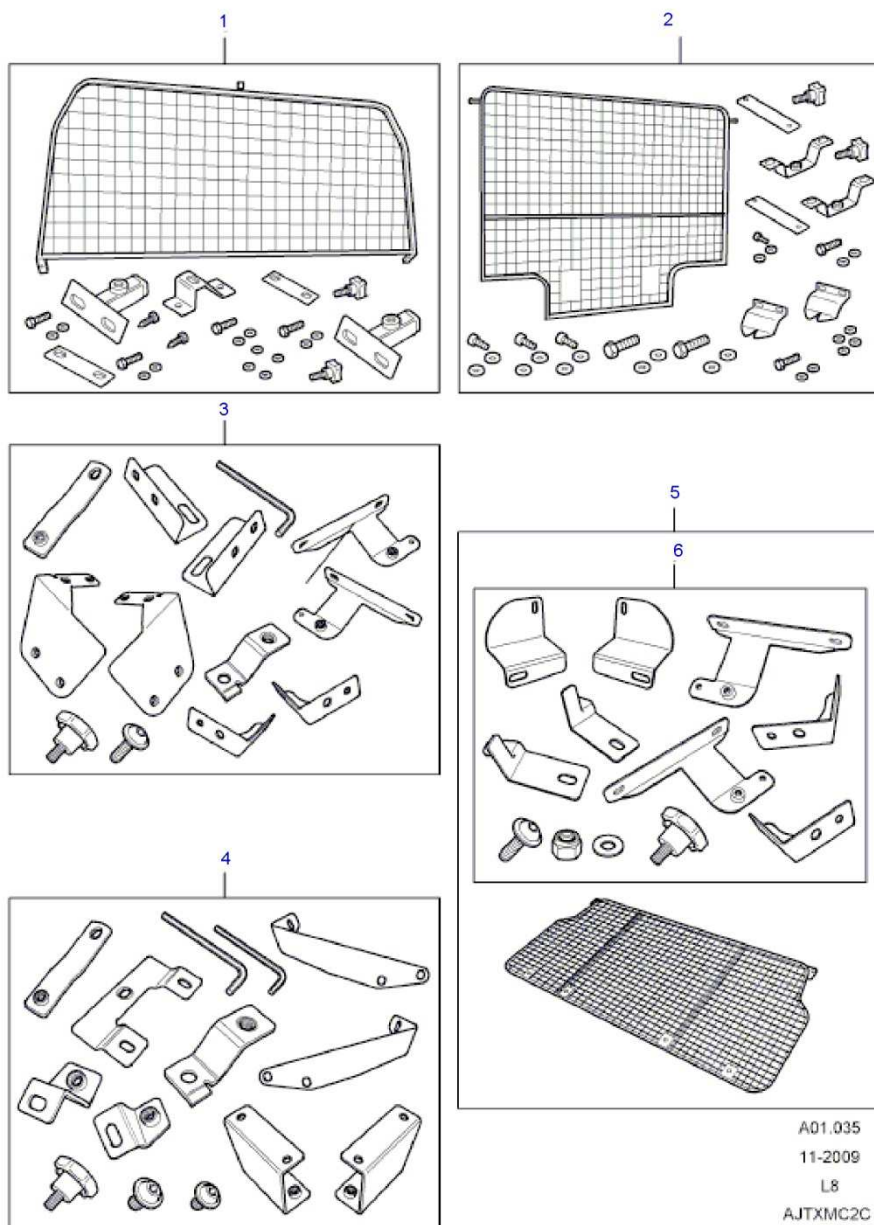
© 2004 - 2012 Infomedia Ltd and its licensors.

Callout	Description	Qty	OSI	From	To		E	Number
1	COVER-SPARE WHEEL, 205 X 16, 600 X 16 \$	1	-					STC8485AA
1	COVER-SPARE WHEEL, 265 X 16 \$	1	-					STC8487AA
1	COVER-SPARE WHEEL, 750 X 16 \$	1	-					STC8488AA
1	COVER-SPARE WHEEL, 235 X 16 \$	1	-					STC7665AA
1	COVER-SPARE WHEEL, 265 X 16 \$	1	Y					<del>STC50266</del>
2	COVER-SPARE WHEEL, MOULDED \$	1	-					STC7889
3	PLATE-SPARE WHEEL RETENTION, CHAWTON WHITE SOLID \$	1	Y					<del>BTR2129NAL</del>
3	PLATE-SPARE WHEEL RETENTION, ALASKA WHITE (909) \$	1	-					BTR2129NCL
4	WASHER-PLASTIC \$	3	-					MXC7335
5	NUT - HEX., M16 \$	3	-					MXC7887

With compliments from ,

Catalogue: Defender 2007-

Section: A01.035 DOG GUARD/PARTITION (FROM (V)7A000001)

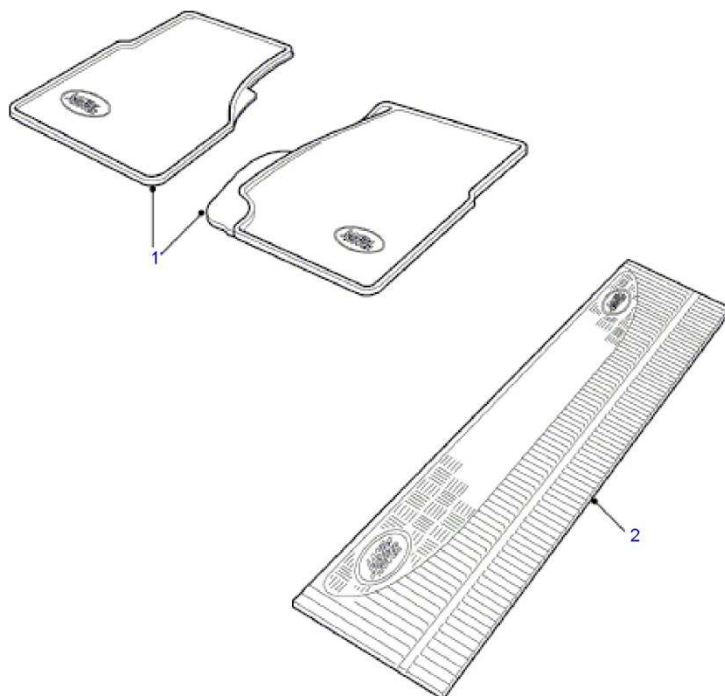


Callout	Description	Qty	OSI	From	To		E	Number
1	KIT - DOG GUARD, MESH TYPE, VEHICLE WITH BULKHEAD, (HARD TOP, '90" WHEELBASE' OR HARD TOP, '110" WHEELBASE') \$	1	-					RTC8095
2	KIT - DOG GUARD, MESH TYPE, STATION WAGON - 3 DOOR, LESS BULKHEAD, '90" WHEELBASE' \$	1	-					LR006448
2	KIT - DOG GUARD, MESH TYPE, (STATION WAGON - 5 DOOR, LESS BULKHEAD, '110" WHEELBASE' OR LESS BULKHEAD, '110" WHEELBASE', WITH UTILITY PACKAGE) \$	1	-					LR006447
3	KIT - FIXING PARTS, LESS BULKHEAD, '90" WHEELBASE' \$	1	Y					LR006790
4	KIT - FIXING PARTS, LESS BULKHEAD, '110" WHEELBASE' \$	1	-					LR006789
5	KIT - DOG GUARD, VEHICLE WITH BULKHEAD, (HARD TOP, '110" WHEELBASE' OR HARD TOP, '90" WHEELBASE') \$	1	-					LR006785
6	KIT - FIXING PARTS, VEHICLE WITH BULKHEAD, (HARD TOP, '110" WHEELBASE' OR HARD TOP, '90" WHEELBASE') \$	1	-					LR006791

With compliments from ,

Catalogue: Defender 2007-

Section: A01.040 INTERIOR PROTECTION-MATS (FROM (V)7A000001)



A01.040  
07-2007  
L8  
LT0221B

© 2004 - 2012 Infomedia Ltd and its licensors.

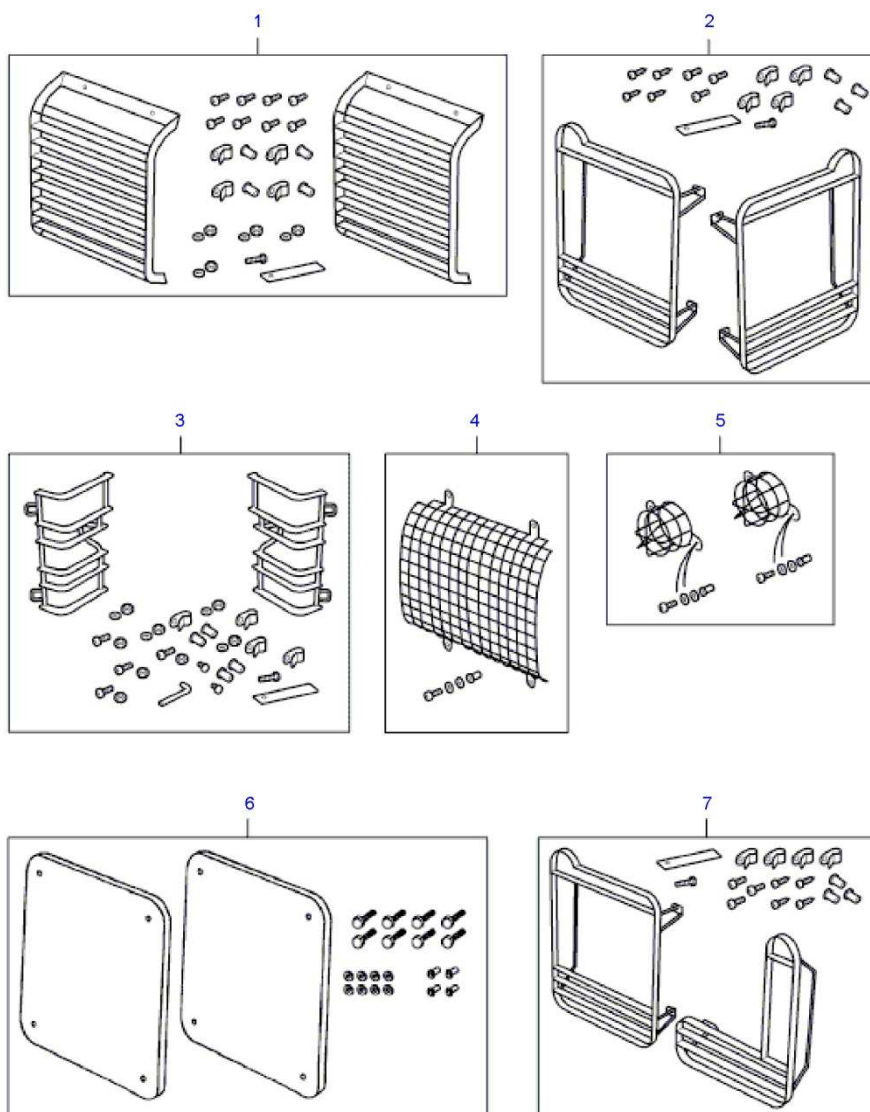


Callout	Description	Qty	OSI	From	To		E	Number
1	MAT - FRONT FLOOR, ACCESSORY FIT, PAIR, FRONT FOOTWELL. \$	1	-		(V)BA999999			LR005039
1	MAT - FRONT FLOOR, ACCESSORY FIT, PAIR, FRONT FOOTWELL. \$	1	-	(V)CA000001				VPLDS0147
2	MAT - REAR FLOOR, RUBBER, (STATION WAGON - 5 DOOR, '110" WHEELBASE' OR CREW CAB PICK UP, '110" WHEELBASE') \$	1	-					LR005041
2	MAT - REAR FLOOR, RUBBER, CREW CAB HCPU, '130" WHEELBASE' \$	1	-					LR005042

With compliments from ,

Catalogue: Defender 2007-

Section: A01.045 LAMP GUARDS (FROM (V)7A000001)



A01.045  
06-2008  
L8  
LT0222D

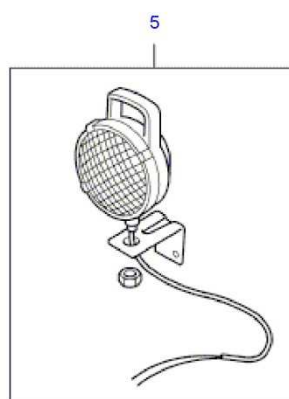
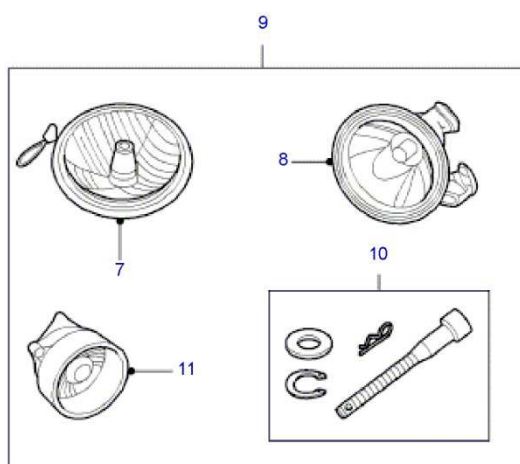
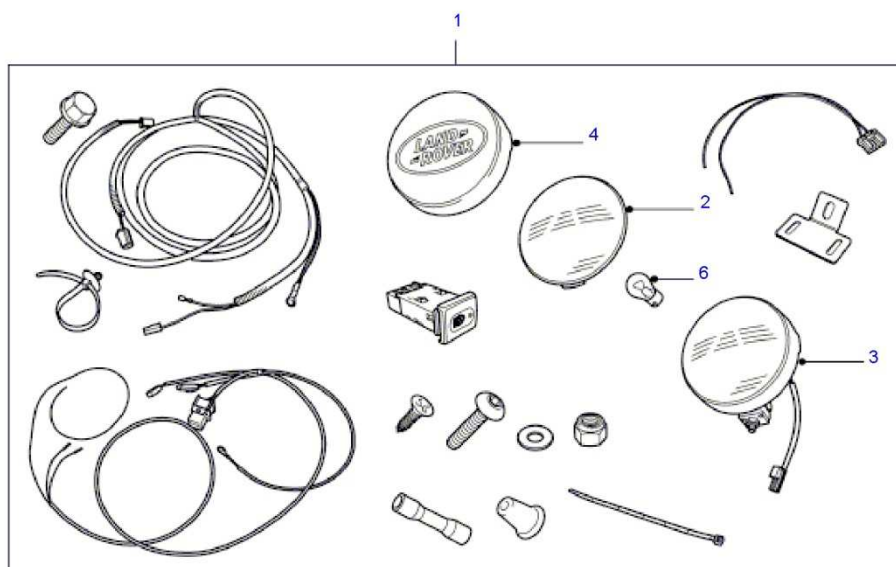
© 2004 - 2012 Infomedia Ltd and its licensors.

Callout	Description	Qty	OSI	From	To		E	Number
1	LAMP GUARDS-HINGED, FRONT, PAIR, WILL NOT FIT RAW MODELS, WILL NOT FIT FIRE & ICE MODELS, WILL NOT FIT SVX MODELS \$	1	-					STC53161
2	LAMP GUARDS-HINGED, REAR, PAIR, LESS DOOR MOUNTED SPARE WHEEL, WILL NOT FIT RAW MODELS, WILL NOT FIT FIRE & ICE MODELS, WILL NOT FIT SVX MODELS \$	1	-					STC53158
3	LAMP GUARDS-HINGED, REAR, PAIR, WILL NOT FIT RAW MODELS, WILL NOT FIT FIRE & ICE MODELS, WILL NOT FIT SVX MODELS \$	1	-					STC8056
4	LAMP GUARDS-FIXED, FRONT, SINGLE, WILL NOT FIT RAW MODELS, WILL NOT FIT FIRE & ICE MODELS, WILL NOT FIT SVX MODELS \$	1	-					345985
5	LAMP GUARDS-FIXED, PAIR, REAR, WILL NOT FIT RAW MODELS, WILL NOT FIT FIRE & ICE MODELS, WILL NOT FIT SVX MODELS, ('90" WHEELBASE' OR '110" WHEELBASE') \$	1	-					VUB504110
6	PROTECTOR-HEADLAMP, PAIR, PERSPEX, WILL NOT FIT RAW MODELS, WILL NOT FIT FIRE & ICE MODELS, WILL NOT FIT SVX MODELS \$	1	-					STC7561
7	LAMP GUARDS-HINGED, REAR, PAIR, WITH DOOR MOUNTED SPARE WHEEL, WILL NOT FIT RAW MODELS, WILL NOT FIT FIRE & ICE MODELS, WILL NOT FIT SVX MODELS \$	1	-					STC53157

With compliments from ,

Catalogue: Defender 2007-

Section: A01.046 DRIVING LAMPS - ACCESSORY (FROM (V)7A000001)



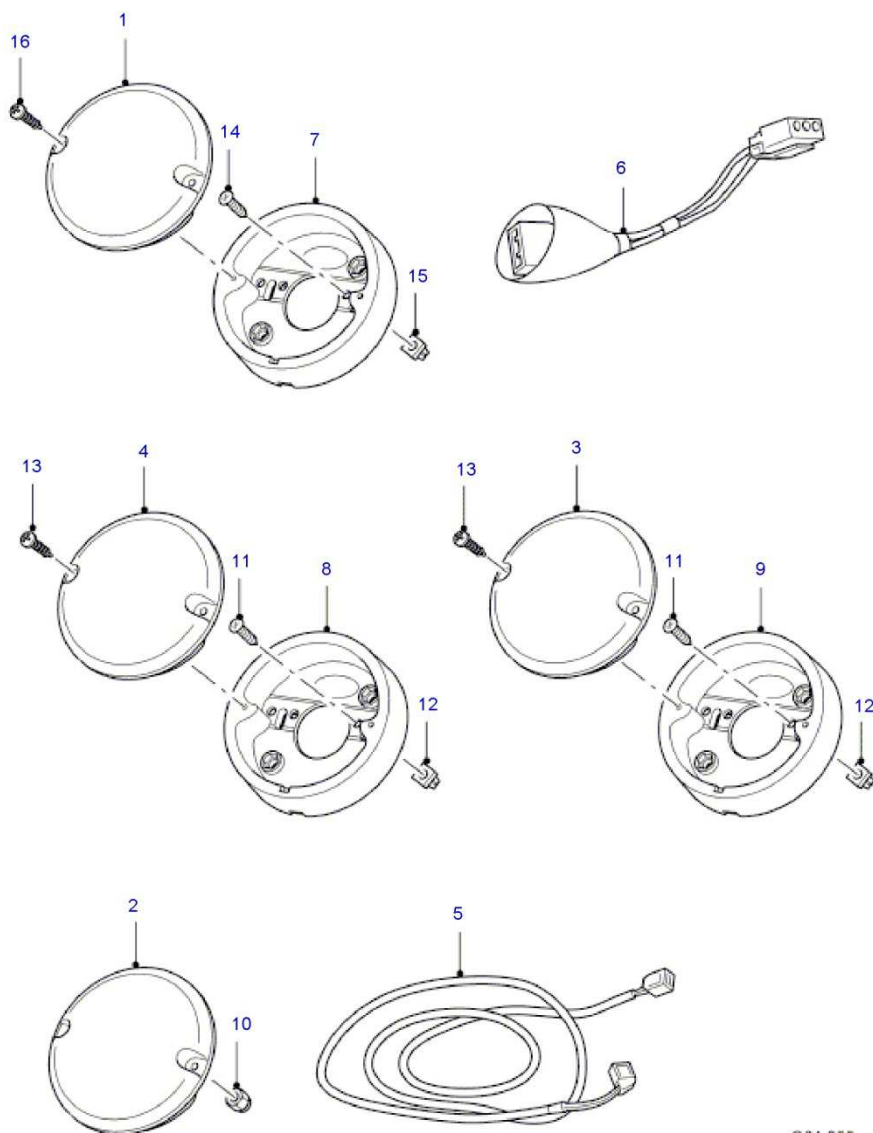
A01.046  
10-2010  
L8  
LT0244A

Callout	Description	Qty	OSI	From	To	E	Number
1	LAMP, BUMPER MOUNTED \$	1	-				LR006815
2	LENS \$	2	-				LR006816
3	LAMP \$	2	-				LR006817
4	COVER \$		-				LR006818
5	LAMP, CONTAINS SWITCH, CABLES AND BRACKETS, WORKLIGHT \$		-				RTC8921AA
6	BULB \$		-				VPLDV0013
7	HEADLAMP, RHD, WITH MANUAL HEADLAMP LEVELLING \$	2	-				VPLDV0009
7	HEADLAMP, RHD, LESS HEADLAMP LEVELLING \$	2	-				VPLDV0010
7	HEADLAMP, LHD, WITH MANUAL HEADLAMP LEVELLING \$	2	-				VPLDV0011
7	HEADLAMP, LHD, LESS HEADLAMP LEVELLING \$	2	-				VPLDV0012
8	SPOTLAMP, RH \$	1	-				LR004089
8	SPOTLAMP, LH \$	1	-				LR004090
9	HEADLAMP, RHD, WITH MANUAL HEADLAMP LEVELLING \$	1	-				VPLDV0001
9	HEADLAMP, RHD, LESS HEADLAMP LEVELLING \$	1	-				VPLDV0002
9	HEADLAMP, LHD, WITH MANUAL HEADLAMP LEVELLING \$	1	-				VPLDV0003
9	HEADLAMP, LHD, LESS HEADLAMP LEVELLING \$	1	-				VPLDV0004
10	KIT - HEADLAMP ADJUSTING \$	1	-				VPLDV0008
11	INDICATOR \$	2	-				VPLDV0007

With compliments from ,

Catalogue: Defender 2007-

Section: A01.048 LAMPS REAR - INDICATOR,FOG,REVERSE (FROM (V)7A000001)



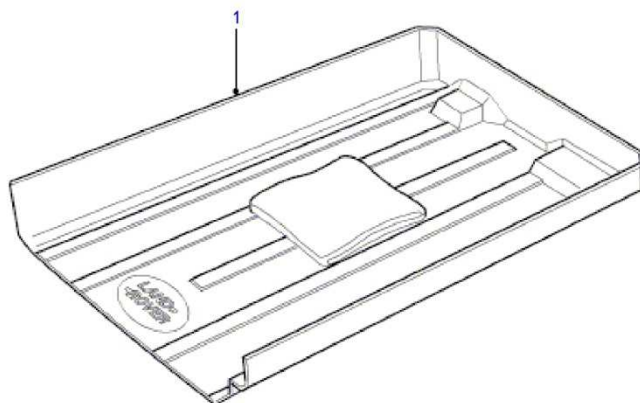
O01.055  
10-2011  
L8  
LV0116B

Callout	Description	Qty	OSI	From	To		E	Number
1	LAMP, LED, STOP/TAIL \$	2	-					LR008913
2	INDICATOR \$	2	-					LR009792
3	LAMP - FOG - REAR, LED \$	1	-					LR008975
4	LAMP - REVERSING, LED \$	1	-					LR008982
5	WIRING - REAR LAMPS, FOG AND REVERSE LAMP \$	2	-					LR009711
6	WIRING - REAR LAMPS, TAIL LAMP \$	2	-					LR010368
7	BASE - REAR LAMP \$	2	-					LR009773
8	BASE - REAR LAMP \$	1	-					LR009773
9	BASE - REAR LAMP \$	1	-					LR009773
10	NUT, M5 \$	4	-					FN105042
11	SCREW, SIZE 8 - SELF TAPPING, REVERSE LAMP \$	2	-					DA608044L
11	SCREW, SIZE 8 - SELF TAPPING, FOG LAMP REAR \$	2	-					DA608044L
12	NUT, REVERSE LAMP \$	2	-					RTC3745
12	NUT, FOG LAMP REAR \$	2	-					RTC3745
13	SCREW, NO.6, REVERSE LAMP \$	2	-					LR010398
13	SCREW, NO.6, FOG LAMP REAR \$	2	-					LR010398
14	SCREW, SIZE 8 - SELF TAPPING, STOP/TAIL \$	4	-					DA608044L
15	NUT, STOP/TAIL \$	4	-					RTC3745
16	SCREW, NO.6, STOP/TAIL \$	4	-					DA606059L

With compliments from ,

Catalogue: Defender 2007-

Section: A01.050 LOADSPACE PROTECTION-RIGID (FROM (V)7A000001)



A01.050  
07-2007  
L8  
LT0234

© 2004 - 2012 Infomedia Ltd and its licensors.

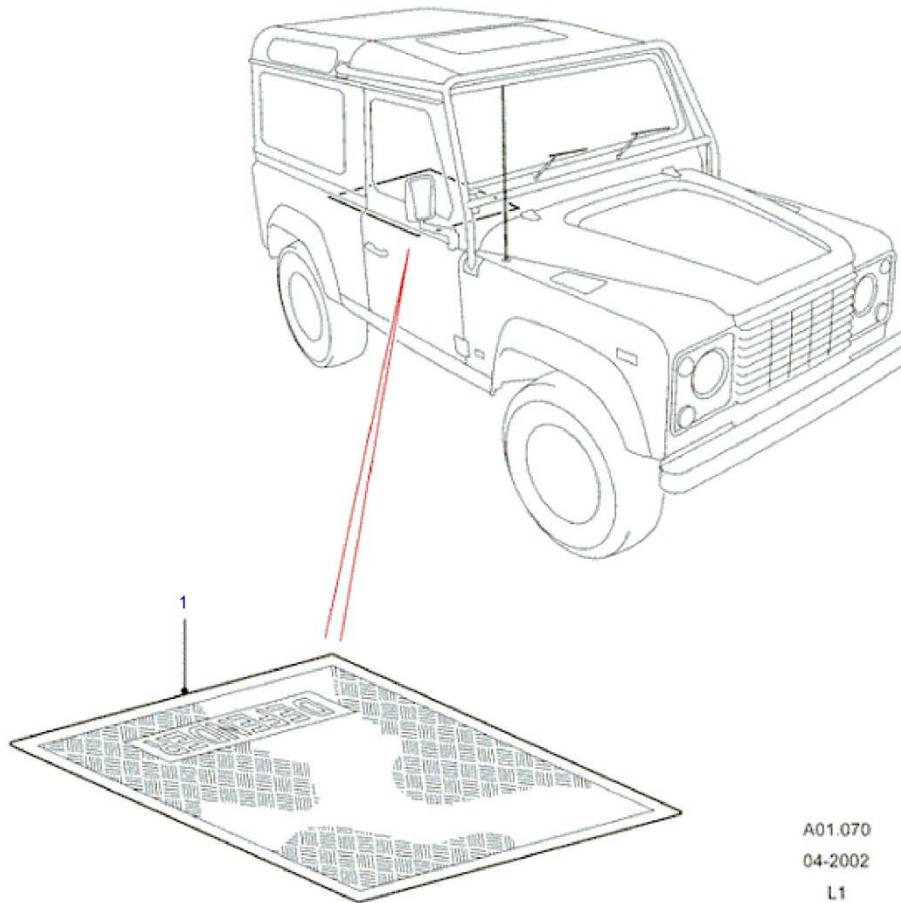


Callout	Description	Qty	OSI	From	To		E	Number
1	LINER-CARPET PROTECTION-LOADSPACE, (STATION WAGON - 5 DOOR, '110" WHEELBASE', LESS 7 SEAT CONFIGURATION OR '90" WHEELBASE', LESS REAR SEATS OR STATION WAGON	1	-					LR005081

With compliments from ,

Catalogue: Defender 2007-

Section: A01.055 LOADSPACE PROTECTION-STOWABLE (FROM (V)7A000001)



A01.070  
04-2002  
L1  
LT0155

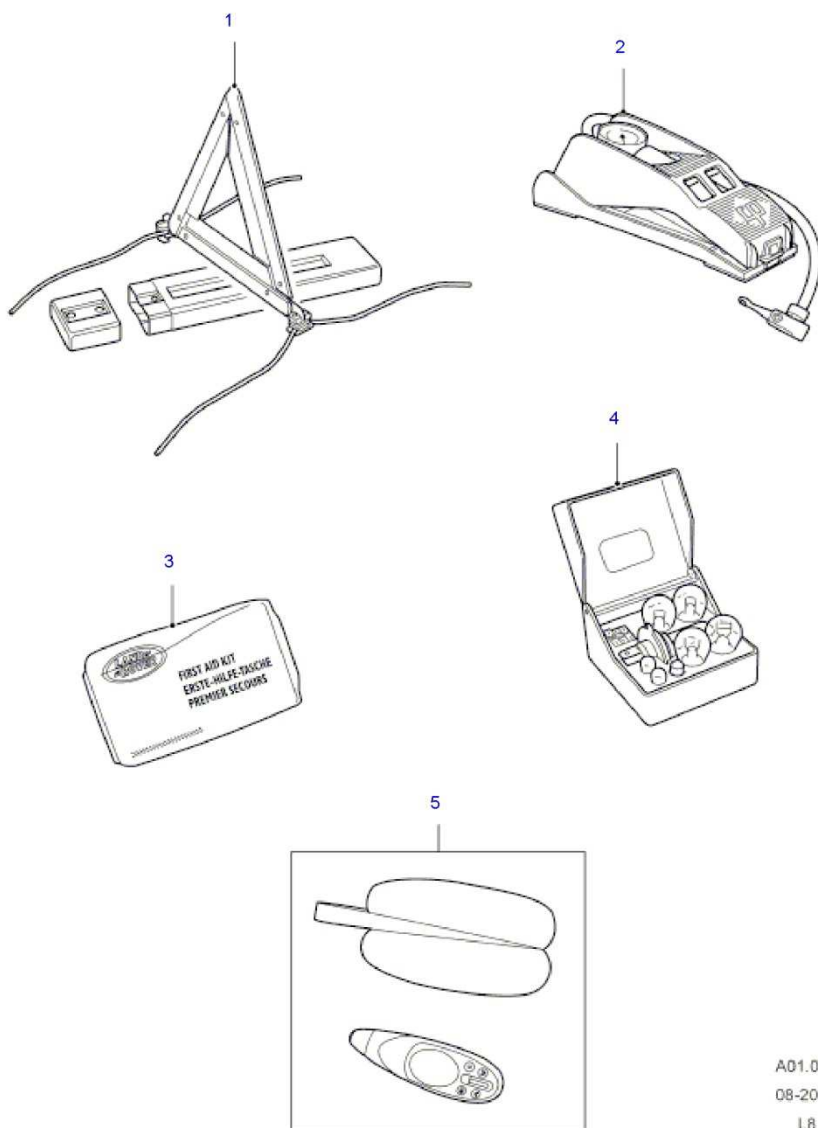
© 2004 - 2012 Infomedia Ltd and its licensors.

Callout	Description	Qty	OSI	From	To		E	Number
1	MAT-LOADSPACE, WILL NOT FIT SVX SOFT TOP MODELS, STATION WAGON - 3 DOOR, '90" WHEELBASE' \$	1	-					LR005615
1	MAT-LOADSPACE, WILL NOT FIT SVX SOFT TOP MODELS, HARD TOP, '90" WHEELBASE' \$	1	-					LR005614
1	MAT-LOADSPACE, WILL NOT FIT SVX SOFT TOP MODELS, STATION WAGON - 5 DOOR, '110" WHEELBASE' \$	1	-					LR005613
1	MAT-LOADSPACE, SW, WILL NOT FIT SVX SOFT TOP MODELS, '110" WHEELBASE', WITH 7 SEAT CONFIGURATION \$	1	-					LR005040

With compliments from ,

Catalogue: Defender 2007-

Section: A01.060 MISCELLANEOUS ITEMS (FROM (V)7A000001)



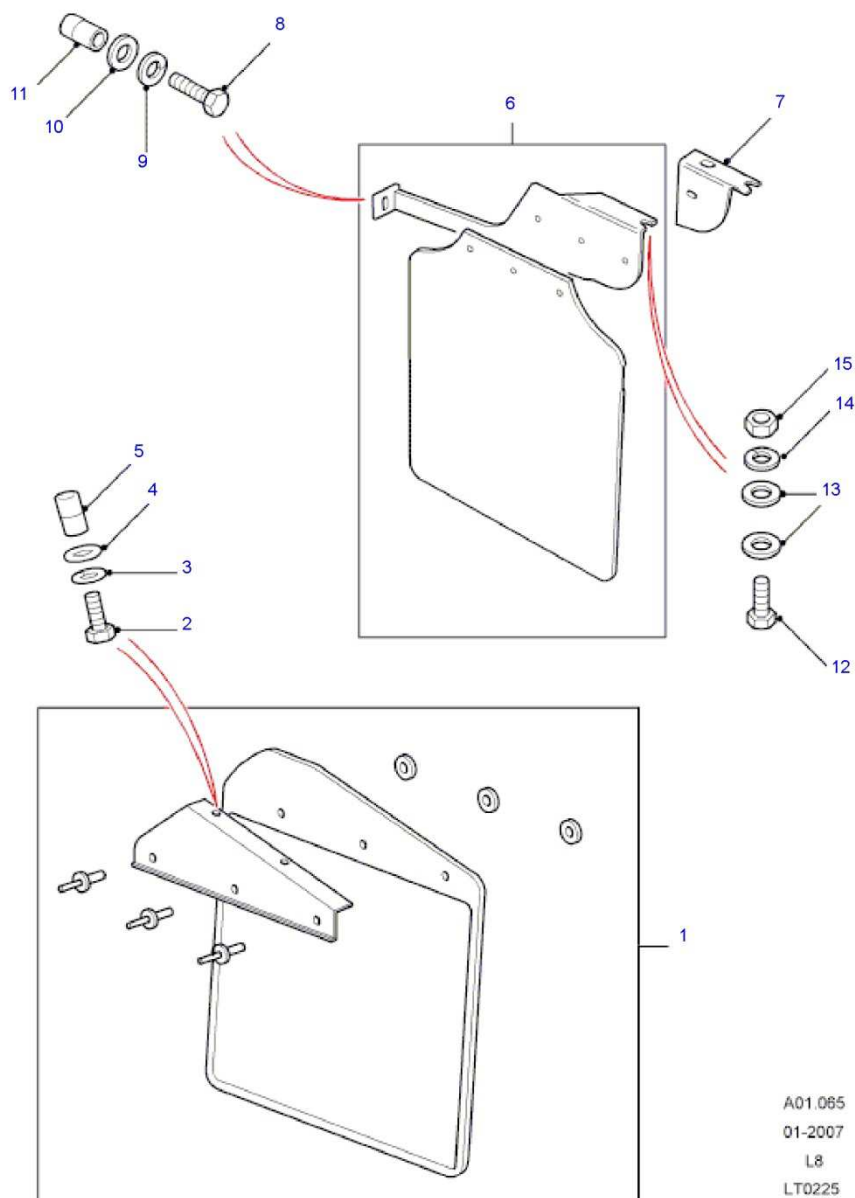
A01.060  
08-2012  
L8  
LT0223C

Callout	Description	Qty	OSI	From	To		E	Number
1	TRIANGLE-WARNING \$	1	-					KCC500021
2	PUMP-FOOT \$	1	Y					STC8243
3	KIT-FIRST AID \$	1	-					STC7642
4	KIT-BULB, WHITE \$	1	-					STC8247AA
5	GAUGE - TYRE PRESSURE \$	1	-					VPLVW0077

With compliments from ,

Catalogue: Defender 2007-

Section: A01.065 MUDFLAPS ('110" WHEELBASE' FROM (V)7A000001 OR '130" WHEELBASE' FROM (V)7A000001)

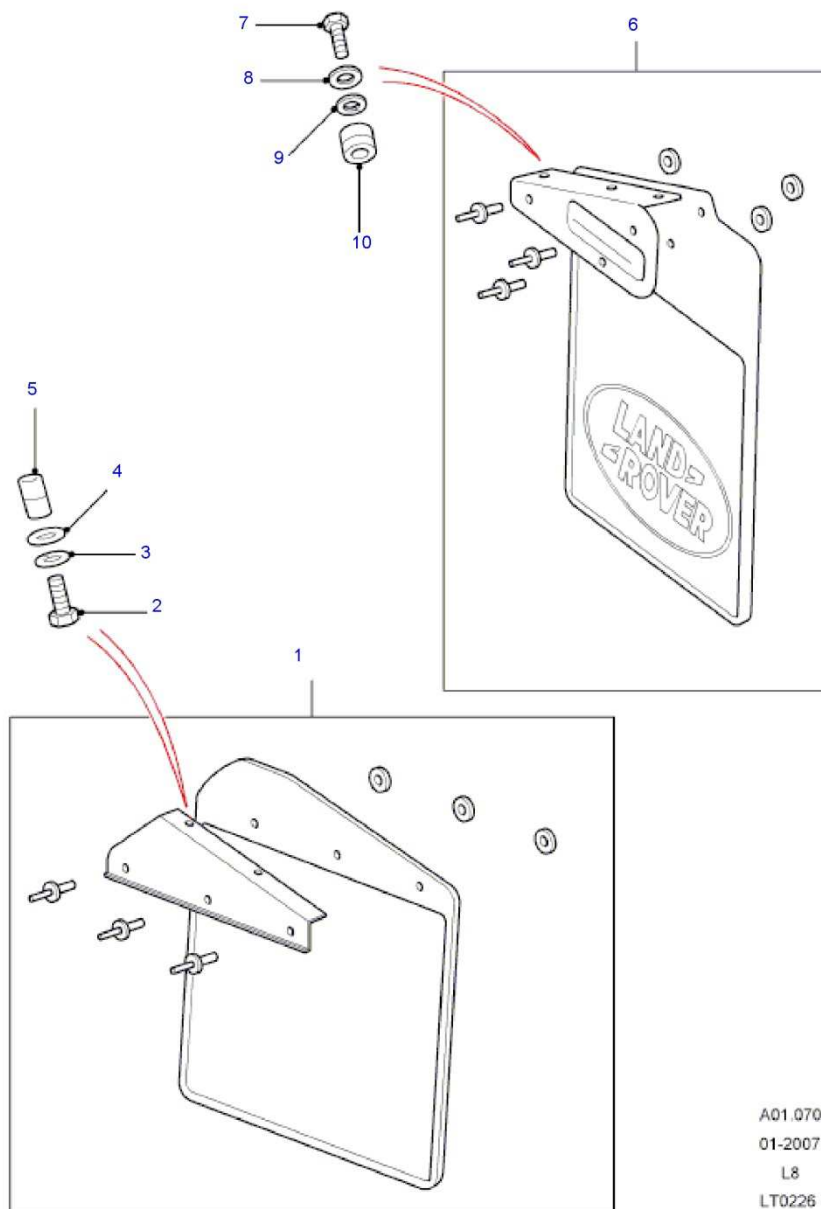


Callout	Description	Qty	DSI	From	To	E	Number
1	MUDFLAPS-FRONT, WITH BRACKET, RH \$	1	Y		(V)AA792970		CAS500180PMA
1	MUDFLAPS-FRONT, WITH BRACKET, RH \$	1	Y	(V)AA792971	(V)BA999999		LR025438
1	MUDFLAPS-FRONT, WITH BRACKET, RH \$	1	-	(V)CA000001			LR032963
1	MUDFLAPS-FRONT, WITH BRACKET, LH \$	1	Y		(V)AA792970		CAS500190PMA
1	MUDFLAPS-FRONT, WITH BRACKET, LH \$	1	Y	(V)AA792971	(V)BA999999		LR025783
1	MUDFLAPS-FRONT, WITH BRACKET, LH \$	1	-	(V)CA000001			LR032964
2	BOLT - HEX.HEAD, M6 X 20MM, FLANGED HEAD \$	4	-				FS106206
3	WASHER, M6, SPRUNG \$	4	-				WL106002
4	WASHER, PLAIN, 6MM \$	4	-				VYF500060
5	NUTSERT-BLIND, M6 \$	4	-				VYH500030
6	MUDFLAP-REAR, WITH BRACKET, RH, (SOFT TOP, '110" WHEELBASE' OR PICK UP, '110" WHEELBASE' OR CREW CAB PICK UP, '110" WHEELBASE' OR HARD TOP,	1	Y		(V)AA792970		CAT500340PMA
6	MUDFLAP-REAR, WITH BRACKET, RH, (SOFT TOP, '110" WHEELBASE' OR PICK UP, '110" WHEELBASE' OR CREW CAB PICK UP, '110" WHEELBASE' OR HARD TOP,	1	Y	(V)AA792971	(V)BA999999		LR025440
6	MUDFLAP-REAR, WITH BRACKET, RH, (SOFT TOP, '110" WHEELBASE' OR PICK UP, '110" WHEELBASE' OR CREW CAB PICK UP, '110" WHEELBASE' OR HARD TOP,	1	-	(V)CA000001			LR032965
6	MUDFLAP-REAR, WITH BRACKET, LH, (SOFT TOP, '110" WHEELBASE' OR PICK UP, '110" WHEELBASE' OR CREW CAB PICK UP, '110" WHEELBASE' OR HARD TOP,	1	Y		(V)AA792970		CAT500350PMA
6	MUDFLAP-REAR, WITH BRACKET, LH, (SOFT TOP, '110" WHEELBASE' OR PICK UP, '110" WHEELBASE' OR CREW CAB PICK UP, '110" WHEELBASE' OR HARD TOP,	1	Y		(V)AA792970		CAT500350PMA
6	MUDFLAP-REAR, WITH BRACKET, LH, (SOFT TOP, '110" WHEELBASE' OR PICK UP, '110" WHEELBASE' OR CREW CAB PICK UP, '110" WHEELBASE' OR HARD TOP,	1	-	(V)CA000001			LR032966
6	MUDFLAP-REAR, WITH BRACKET, RH, (HIGH CAPACITY PICK UP, '110" WHEELBASE' OR CREW CAB HCPU, '130" WHEELBASE') \$	1	-		(V)AA792970		CAT500360PMA
6	MUDFLAP-REAR, WITH BRACKET, RH, (HIGH CAPACITY PICK UP, '110" WHEELBASE' OR CREW CAB HCPU, '130" WHEELBASE') \$	1	Y	(V)AA792971	(V)BA999999		LR025441
6	MUDFLAP-REAR, WITH BRACKET, RH, (HIGH CAPACITY PICK UP, '110" WHEELBASE' OR CREW CAB HCPU, '130" WHEELBASE') \$	1	-	(V)CA000001			LR032967
6	MUDFLAP-REAR, WITH BRACKET, LH, (HIGH CAPACITY PICK UP, '110" WHEELBASE' OR CREW CAB HCPU, '130" WHEELBASE') \$	1	Y		(V)AA792970		CAT500370PMA
6	MUDFLAP-REAR, WITH BRACKET, LH, (HIGH CAPACITY PICK UP, '110" WHEELBASE' OR CREW CAB HCPU, '130" WHEELBASE') \$	1	Y	(V)AA792971	(V)BA999999		LR025785
6	MUDFLAP-REAR, WITH BRACKET, LH, (HIGH CAPACITY PICK UP, '110" WHEELBASE' OR CREW CAB HCPU, '130" WHEELBASE') \$	1	-	(V)CA000001			LR032968
7	BRACKET-REAR MUDFLAP RETENTION, REAR, RH, WITH HIGH CAPACITY TAILGATE \$	1	-				CAX000220
7	BRACKET-REAR MUDFLAP RETENTION, REAR, LH, WITH HIGH CAPACITY TAILGATE \$	1	-				CAX000230
8	BOLT - HEX.HEAD, M6 X 20MM, FLANGED HEAD \$	2	-				FS106206
9	WASHER, M6, SPRUNG \$	2	-				WL106002
10	WASHER, PLAIN, 6MM \$	2	-				WA106042
11	NUTSERT-BLIND, M6 \$	2	-				AWR6715
12	SCREW-FLANGED HEAD, M6 X 16MM, FLANGED HEAD \$	4	-				FS106167L
13	WASHER, 8MM \$	8	-				WA108056
14	WASHER, M6, SPRUNG \$	4	-				WL106002
15	NUT - HEX., M6, HEXAGONAL HEAD, NYLOC \$	6	-				FY106046

With compliments from ,

Catalogue: Defender 2007-

Section: A01.070 MUDFLAPS ('90" WHEELBASE' FROM (V)7A000001)



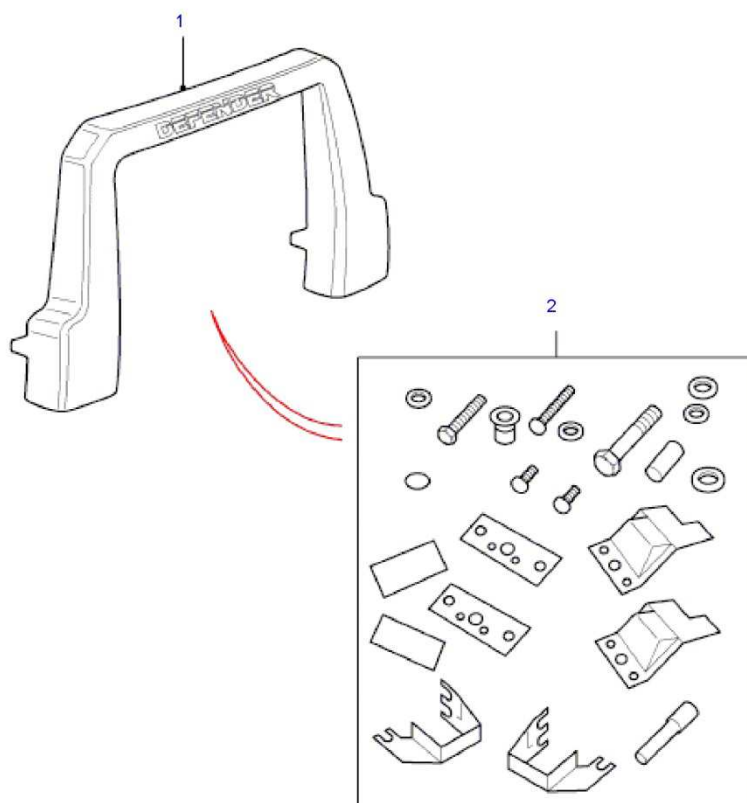
A01.070  
01-2007  
L8  
LT0226



Callout	Description	Qty	OSI	From	To	E	Number
1	MUDFLAPS-FRONT, WITH BRACKET, RH \$	1	Y		(V)AA792970		CAS500180PMA
1	MUDFLAPS-FRONT, WITH BRACKET, RH \$	1	Y	(V)AA792971	(V)BA999999		LR025438
1	MUDFLAPS-FRONT, WITH BRACKET, RH \$	1	-	(V)CA000001			LR032963
1	MUDFLAPS-FRONT, WITH BRACKET, LH \$	1	Y		(V)AA792970		CAS500190PMA
1	MUDFLAPS-FRONT, WITH BRACKET, LH \$	1	Y	(V)AA792971	(V)BA999999		LR025783
1	MUDFLAPS-FRONT, WITH BRACKET, LH \$	1	-	(V)CA000001			LR032964
2	BOLT - HEX.HEAD, M6 X 20MM, FLANGED HEAD \$	4	-				FS106206
3	WASHER, M6, SPRUNG \$	4	-				WL106002
4	WASHER, PLAIN, 6MM \$	4	-				VYF500060
5	NUTSERT-BLIND, M6 \$	4	-				NN106022
6	MUDFLAP-REAR, WITH BRACKET, RH \$	1	Y		(V)AA792970		CAT500410PMA
6	MUDFLAP-REAR, WITH BRACKET, RH \$	1	Y	(V)AA792971	(V)BA999999		LR025442
6	MUDFLAP-REAR, WITH BRACKET, RH \$	1	-	(V)CA000001			LR032969
6	MUDFLAP-REAR, WITH BRACKET, LH \$	1	Y		(V)AA792970		CAT500540PMA
6	MUDFLAP-REAR, WITH BRACKET, LH \$	1	Y	(V)AA792971	(V)BA999999		LR025786
6	MUDFLAP-REAR, WITH BRACKET, LH \$	1	-	(V)CA000001			LR032970
6	MUDFLAP-REAR, WITH BRACKET, LH, AUSTRALIA ONLY, WITH STRAIGHT REAR EXHAUST EXIT \$	1	Y		(V)AA796845		LR019760
6	MUDFLAP-REAR, WITH BRACKET, LH, AUSTRALIA ONLY, WITH STRAIGHT REAR EXHAUST EXIT \$	1	Y	(V)AA796846	(V)BA799641		LR025791
6	MUDFLAP-REAR, WITH BRACKET, LH, AUSTRALIA ONLY, WITH STRAIGHT REAR EXHAUST EXIT \$	1	Y	(V)BA799642	(V)BA999999		LR025792
6	MUDFLAP-REAR, WITH BRACKET, LH, AUSTRALIA ONLY, WITH STRAIGHT REAR EXHAUST EXIT \$	1	-	(V)CA000001	(V)CA433333		LR032971
6	MUDFLAP-REAR, WITH BRACKET, LH, AUSTRALIA ONLY, WITH STRAIGHT REAR EXHAUST EXIT \$	1	-	(V)CA433334			LR037951
7	SCREW-FLANGED HEAD, M6 X 16MM, FLANGED HEAD \$	4	-				FS106167L
8	WASHER, M6, SPRUNG \$	6	-				WL106002
9	WASHER, PLAIN, 6MM \$	6	-				WA106042
10	NUTSERT-BLIND, M6 \$	2	-				NN106022

With compliments from ,  
Catalogue: Defender 2007-  
Section: A01.075 NUDGE BARS (FROM (V)7A000001)

---




A01.075  
04-2008  
L8  
LT0239A

Callout	Description	Qty	OSI	From	To		E	Number
1	BAR ASSEMBLY-NUDGE-FRONT, A FRAME, WILL NOT FIT RAW MODELS, WILL NOT FIT FIRE & ICE MODELS, WILL NOT FIT SVX MODELS \$	1	Y		(V)AA792185			LR005235
1	BAR ASSEMBLY-NUDGE-FRONT, A FRAME, WILL NOT FIT RAW MODELS, WILL NOT FIT FIRE & ICE MODELS, WILL NOT FIT SVX MODELS \$	1	-	(V)AA792186				VPLPP0060
1	BAR ASSEMBLY-NUDGE-FRONT, A FRAME, WILL NOT FIT RAW MODELS, WILL NOT FIT FIRE & ICE MODELS, WINCH CONDITION, WILL NOT FIT SVX MODELS \$	1	Y		(V)AA792185			LR005742
1	BAR ASSEMBLY-NUDGE-FRONT, A FRAME, WILL NOT FIT RAW MODELS, WILL NOT FIT FIRE & ICE MODELS, WINCH CONDITION, WILL NOT FIT SVX MODELS \$	1	-	(V)AA792186				VPLPP0061
2	KIT - INSTALLATION, BAR TO BODY \$	1	-					LR005236

With compliments from ,

Catalogue: Defender 2007-

Section: A01.080 KIT - RAISED AIR INTAKE (FROM (V)7A000001)



A01.080  
07-2009  
L8  
LT0250

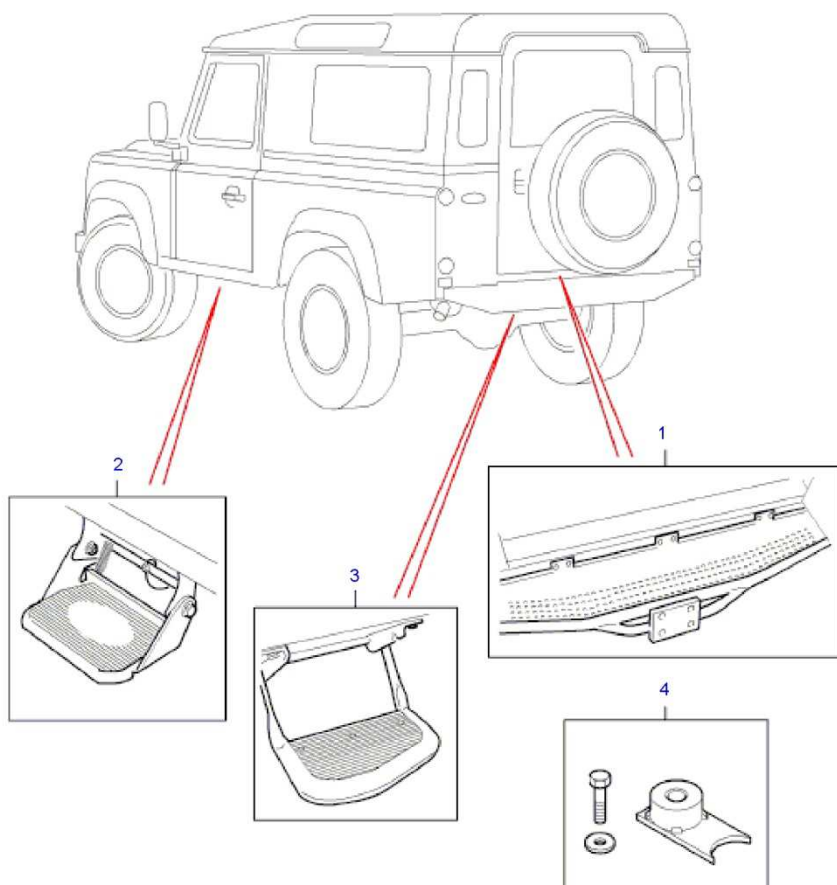
© 2004 - 2012 Infomedia Ltd and its licensors.

Callout	Description	Qty	OSI	From	To		E	Number
1	KIT - RAISED AIR INTAKE, WILL NOT FIT RAW MODELS, WILL NOT FIT FIRE & ICE MODELS, WILL NOT FIT SVX SOFT TOP MODELS \$	1	Y		(V)8A999999			PHD500340
1	KIT - RAISED AIR INTAKE, WILL NOT FIT RAW MODELS, WILL NOT FIT FIRE & ICE MODELS, WILL NOT FIT SVX SOFT TOP MODELS \$	1	-	(V)9A000001				LR008383

With compliments from ,

Catalogue: Defender 2007-

Section: A01.085 REAR & SIDE STEP (FROM (V)7A000001)



A01.105

04-2005

L1

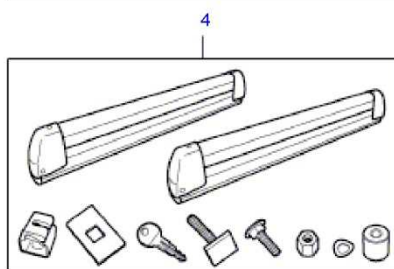
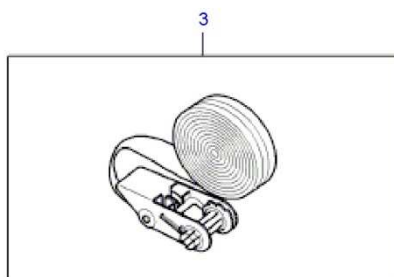
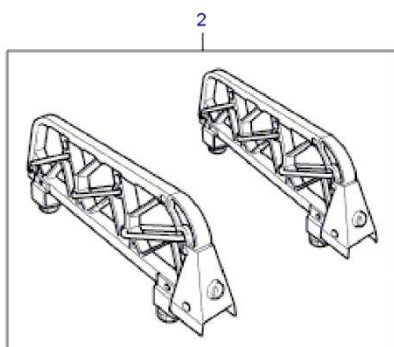
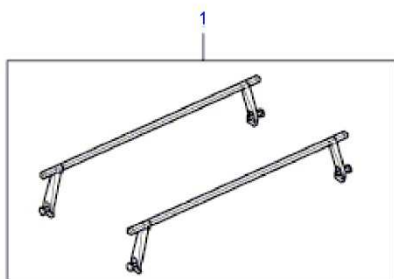
LT0004A

Callout	Description	Qty	OSI	From	To	E	Number
1	STEP & BUMPER-REAR, '90" WHEELBASE' \$	1	-				STC50269AA
1	STEP & BUMPER-REAR, '110" WHEELBASE' \$	1	-				STC50301
2	STEP ASSEMBLY-SIDE, BLACK, ACCESSORY FIT \$	1	-				STC7631
3	STEP ASSEMBLY-REAR END, ACCESSORY FIT \$	1	-				STC7632
4	KIT - REPAIR, REAR STEP \$	1	-				KVL500240

With compliments from ,

Catalogue: Defender 2007-

Section: A01.090 ROOF BARS & ROOF EQUIPMENT (FROM (V)7A000001)

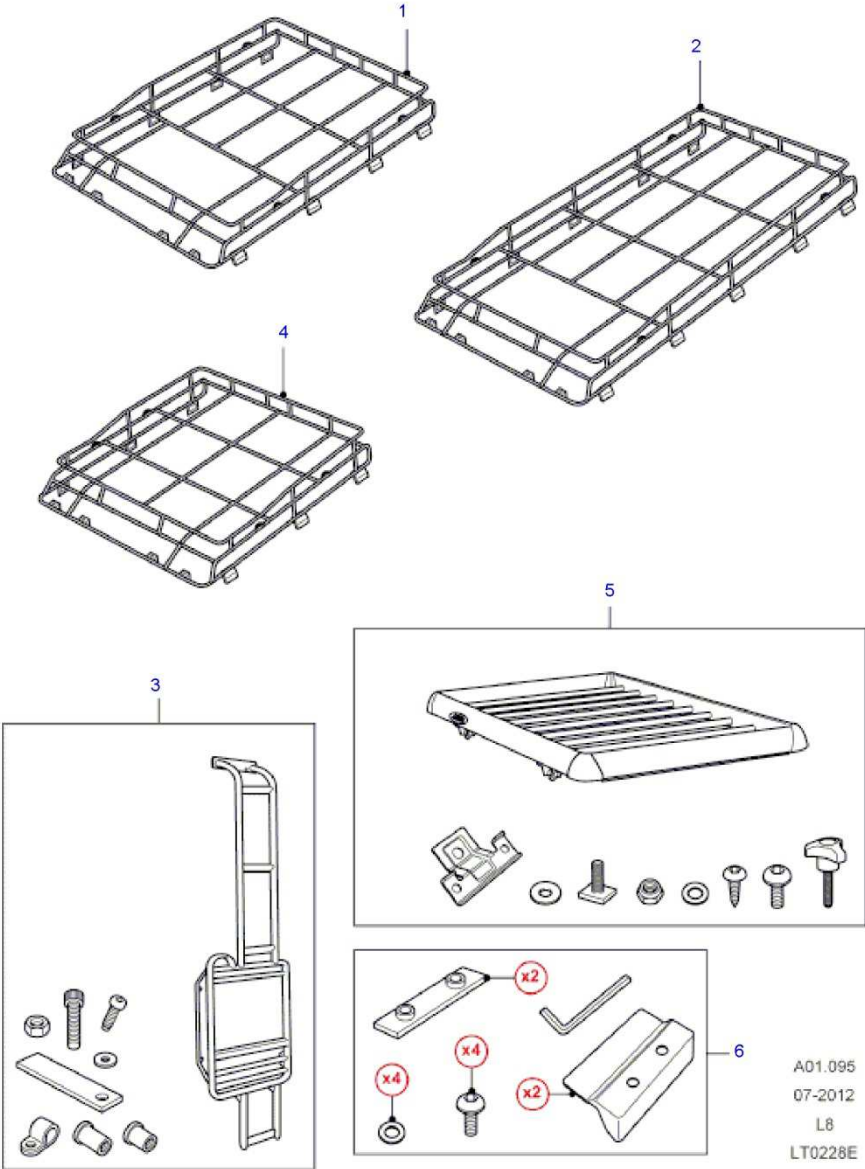


A01.090  
07-2007  
L8  
LT0227B



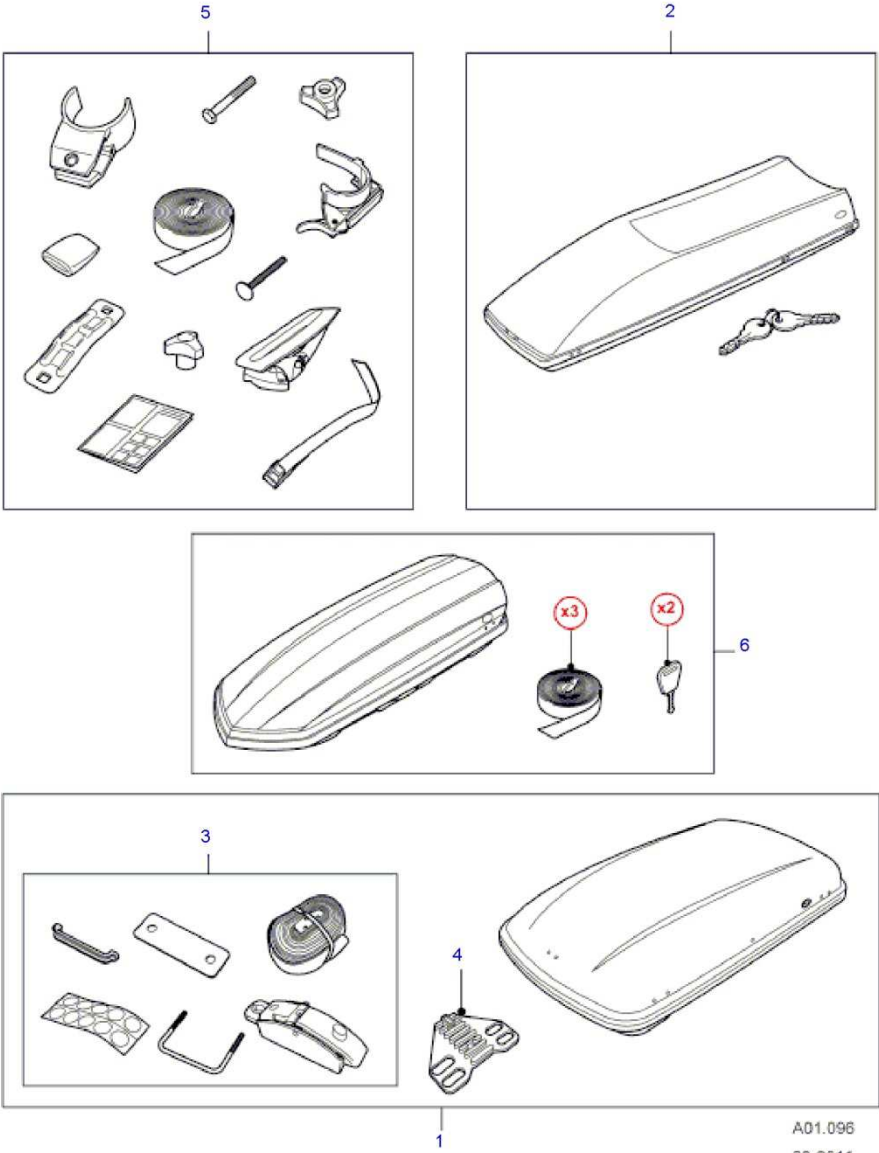
Callout	Description	Qty	OSI	From	To	E	Number
1	BAR-ROOF SPORTS \$	1	-				STC7582
2	CARRIER-SKI ROOF RACK, FLAT, 4 PAIRS \$	1	-				CAN500020
3	STRAP-ROOF RACK LASHING, 5.0M \$	1	-				CAR500010
4	KIT - ROOF SKI CARRIER, USE WITH SPORTS BARS \$	1	Y		(V)6A999999		CAN500030
4	KIT - ROOF SKI CARRIER, USE WITH SPORTS BARS \$	1	-	(V)7A000001			LR006849

With compliments from ,  
Catalogue: Defender 2007-  
Section: A01.095 ROOF RACKS (FROM (V)7A000001)



Callout	Description	Qty	OSI	From	To	E	Number
1	RACK ASSEMBLY-ROOF, 1600MM, WILL NOT FIT VEHICLES WITH WINDSCREEN PROTECTION BARS, EXPEDITION ROOF RACK, (STATION WAGON - 3 DOOR, '90" WHEELBASE' OR HARD TOP, \$	1	Y		(V)BA849999		LR004101
1	RACK ASSEMBLY-ROOF, 1600MM, WILL NOT FIT VEHICLES WITH WINDSCREEN PROTECTION BARS, EXPEDITION ROOF RACK, (STATION WAGON - 3 DOOR, '90" WHEELBASE' OR HARD TOP, \$	1	-	(V)BA850000			VPLDR0063
2	RACK ASSEMBLY-ROOF, 2400MM, EXPEDITION ROOF RACK, (STATION WAGON - 5 DOOR, '110" WHEELBASE' OR HARD TOP, '110" WHEELBASE') \$	1	Y		(V)BA849999		LR004100
2	RACK ASSEMBLY-ROOF, 2400MM, EXPEDITION ROOF RACK, (STATION WAGON - 5 DOOR, '110" WHEELBASE' OR HARD TOP, '110" WHEELBASE') \$	1	-	(V)BA850000			VPLDR0064
3	LADDER-ROOF RACK ACCESS, WILL NOT FIT RAW MODELS, WILL NOT FIT FIRE & ICE MODELS, WILL NOT FIT SVX MODELS \$	1	-				STC50417
4	RACK - ROOF, EXPEDITION ROOF RACK, (CREW CAB HCPU OR CHASSIS CREW CAB OR CREW CAB PICK UP) \$	1	Y		(V)BA849999		LR004102
4	RACK - ROOF, EXPEDITION ROOF RACK, (CREW CAB HCPU OR CHASSIS CREW CAB OR CREW CAB PICK UP) \$	1	-	(V)BA850000			VPLDR0065
5	RAIL - ROOF RACK CROSS \$	1	Y		(V)6A999999		CAN500040
5	RAIL - ROOF RACK CROSS \$	1	-	(V)7A000001			LR006848
6	KIT - FITTING, EXPEDITION ROOF RACK \$	1	-				LR004103

With compliments from ,  
Catalogue: Defender 2007-  
Section: A01.096 EXTERNAL CARRYING EQUIPMENT-TOP (FROM (V)7A000001)



A01.096  
06-2011  
L8  
LT0229B

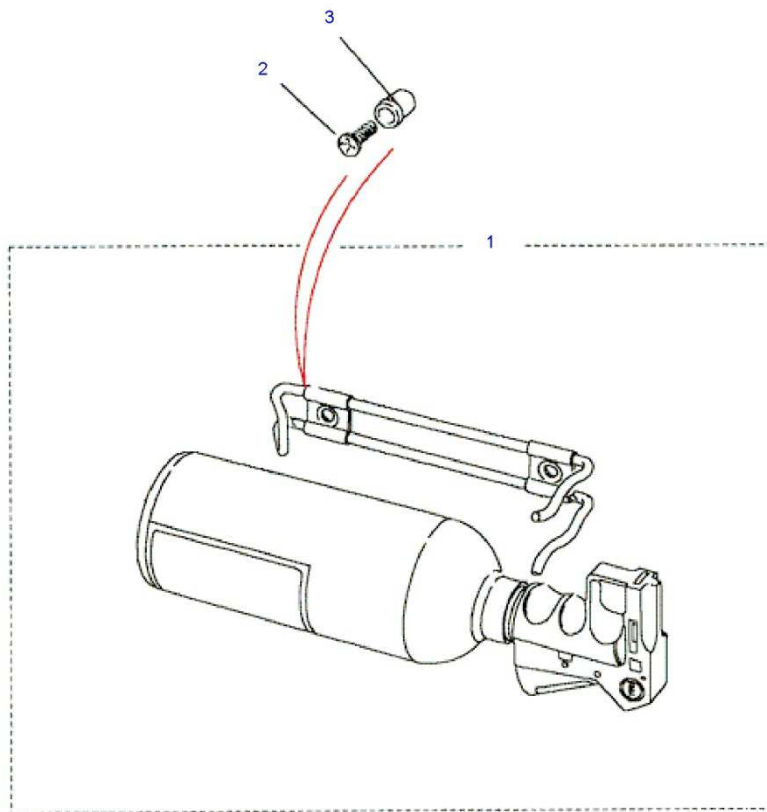
Callout	Description	Qty	OSI	From	To	E	Number
1	LUGGAGE TOP BOX \$	1	Y		(V)8A999999		LR005334
1	LUGGAGE TOP BOX \$	1	Y	(V)9A000001	(V)8A999999		VPLDR0003
1	LUGGAGE TOP BOX \$	1	-	(V)CA000001			VPLVR0062
2	BOX-SKIS \$	1	Y		(V)8A999999		CAK500020
2	BOX-SKIS \$	1	Y	(V)9A000001			VPLDR0002
3	KIT - FIXING PARTS \$	1	-				LR005335
4	SPACER \$	1	-				LR005336
5	KIT - CANOE CARRIER \$		-				LR006846
6	KIT - ROOF SKI CARRIER - LOCKABLE, GLOSS BLACK \$	1	-	(V)AA000001			VPLVR0061

With compliments from ,

Catalogue: Defender 2007-

Section: A01.100 SAFETY & SECURITY-FIRE EXTINGUISHER-GULF STATES (FROM (V)7A000001)

---



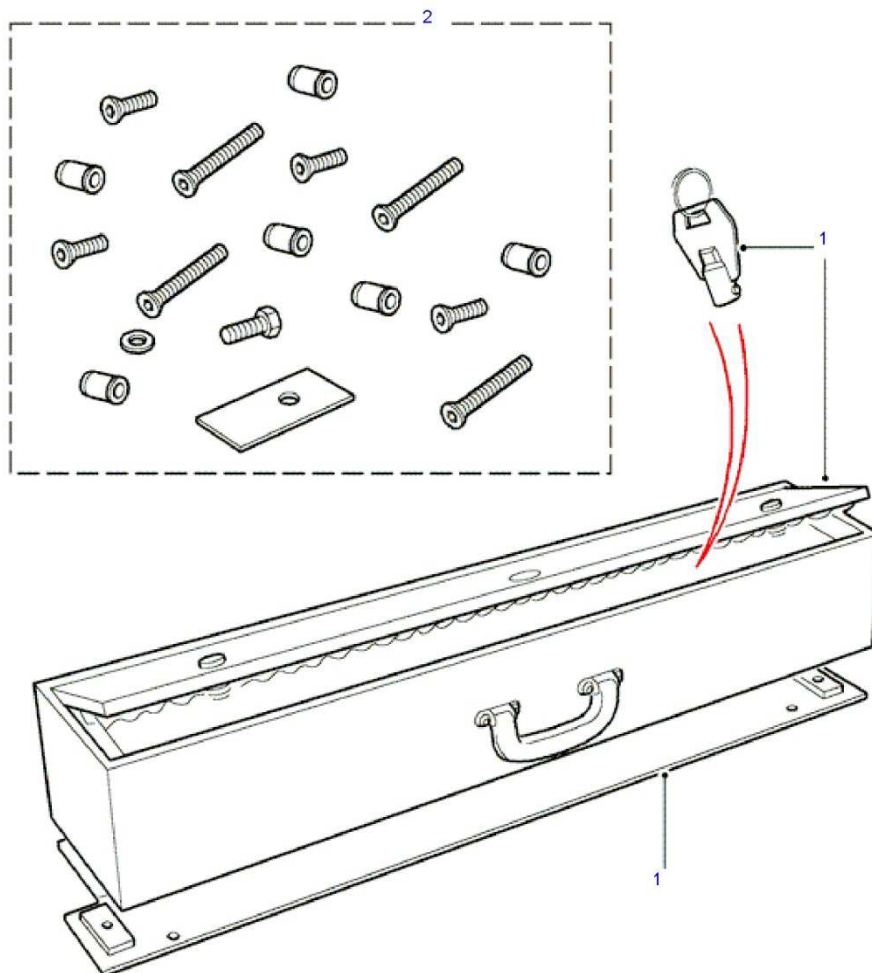
© 2004 - 2012 Infomedia Ltd and its licensors.

Callout	Description	Qty	OSI	From	To	E	Number
1	EXTINGUISHER-FIRE, 1 KG \$	1	-				STC8529AA
1	EXTINGUISHER-FIRE, 2 KG \$	1	-				STC8138AB
2	SCREW, M6 X 16MM, ACCESSORY FIT \$	2	Y				SF106161
2	SCREW, PRODUCTION FIT, M5 X 25 \$	2	-				SF105251L
3	NUTSERT, M6, ACCESSORY FIT \$	2	-				MM106301L
3	NUTSERT, M5, PRODUCTION FIT \$	2	-				NN105021L

With compliments from ,

Catalogue: Defender 2007-

Section: A01.105 SAFETY & SECURITY-SECURITY BOX (FROM (V)7A000001)



AHTXMA3A

© 2004 - 2012 Infomedia Ltd and its licensors.

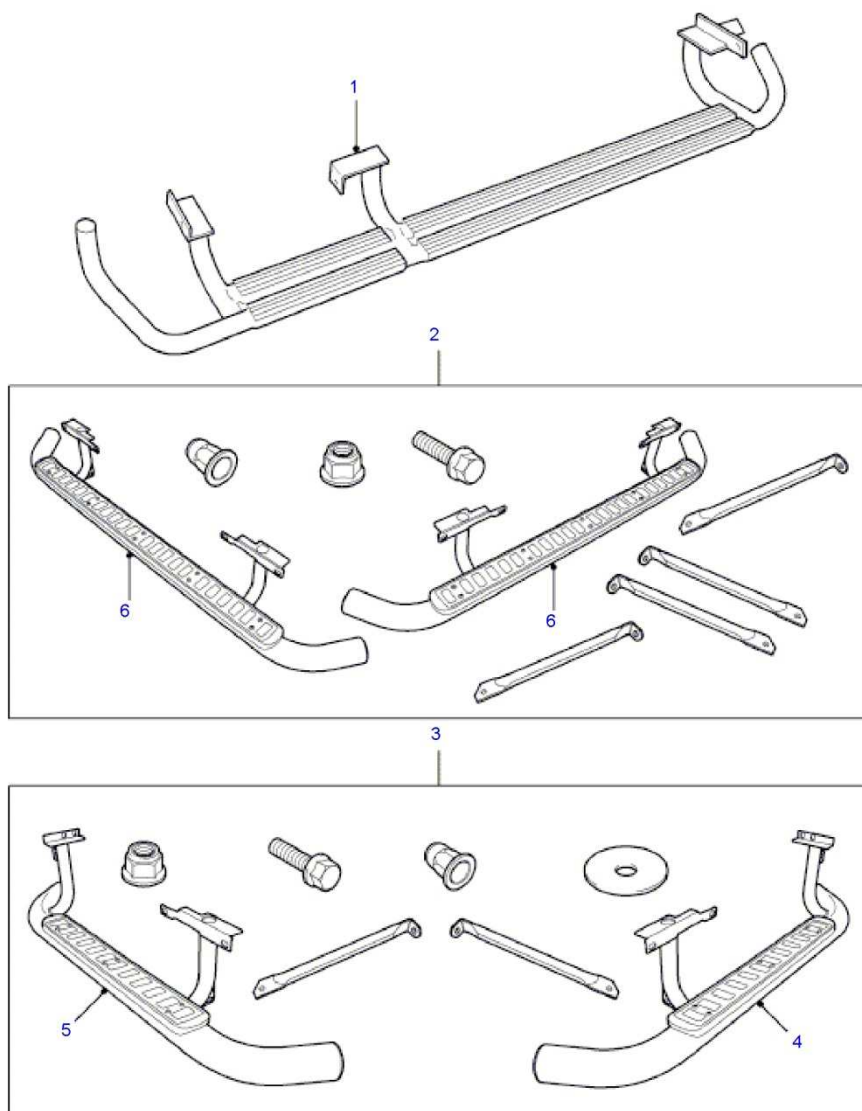


Callout	Description	Qty	OSI	From	To		E	Number
1	BOX-GUN \$	1	-					STC8018AB
2	KIT-GUN BOX FIXING \$	1	Y					STC8124

With compliments from ,

Catalogue: Defender 2007-

Section: A01.115 SIDE RUNNERS (FROM (V)7A000001)



A01.115  
05-2008  
L8  
AHTXPA3B

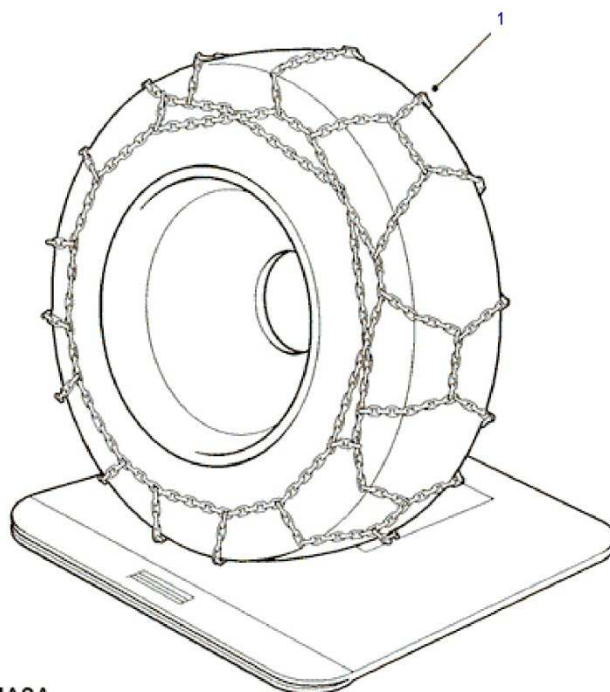
Callout	Description	Qty	OSI	From	To	E	Number
1	STEP-SIDE RUNNER, BLACK, ACCESSORY FIT, PAIR, STATION WAGON - 3 DOOR, '90" WHEELBASE' \$	1	Y		(V)7A999999		STC8438AA
1	STEP-SIDE RUNNER, BLACK, ACCESSORY FIT, PAIR, STATION WAGON - 3 DOOR, '90" WHEELBASE' \$	1	Y	(V)8A000001	(V)9A999999		VPLDP0005
1	STEP-SIDE RUNNER, BLACK, ACCESSORY FIT, PAIR, STATION WAGON - 3 DOOR, '90" WHEELBASE' \$	1	-	(V)AA000001			VPLDP0068
1	STEP-SIDE RUNNER, BRIGHT, ACCESSORY FIT, PAIR, STAINLESS STEEL, '90" WHEELBASE' \$	1	Y		(V)7A999999		STC50141
1	STEP-SIDE RUNNER, BRIGHT, ACCESSORY FIT, PAIR, STAINLESS STEEL, '90" WHEELBASE' \$	1	-	(V)8A000001			VPLDP0006
1	STEP-SIDE RUNNER, BLACK, ACCESSORY FIT, PAIR, DOUBLE CAB, STATION WAGON - 5 DOOR, '110" WHEELBASE' \$	1	Y		(V)7A999999		STC8015AA
1	STEP-SIDE RUNNER, BLACK, ACCESSORY FIT, PAIR, DOUBLE CAB, STATION WAGON - 5 DOOR, '110" WHEELBASE' \$	1	Y	(V)8A000001	(V)9A999999		VPLDP0004
1	STEP-SIDE RUNNER, BLACK, ACCESSORY FIT, PAIR, DOUBLE CAB, STATION WAGON - 5 DOOR, '110" WHEELBASE' \$	1	-	(V)AA000001			VPLDP0067
2	STEP, SIDE, BLACK, (STATION WAGON - 5 DOOR, '110" WHEELBASE' OR STATION WAGON UTILITY - 5 DOOR, '110" WHEELBASE') \$	1	-				LR008375
3	STEP, SIDE, BLACK, '90" WHEELBASE' \$		-				LR008379
4	STEP, LH, BLACK, '90" WHEELBASE' \$		-				LR008380
5	STEP, RH, BLACK, '90" WHEELBASE' \$		-				LR008382
6	STEP, BLACK, NON HANDED, (STATION WAGON - 5 DOOR, '110" WHEELBASE' OR STATION WAGON UTILITY - 5 DOOR, '110" WHEELBASE' OR PICK UP, '110" WHEELBASE' OR HIGH	2	-				LR008376

With compliments from ,

Catalogue: Defender 2007-

Section: A01.120 SNOW CHAINS (FROM (V)7A000001)

---



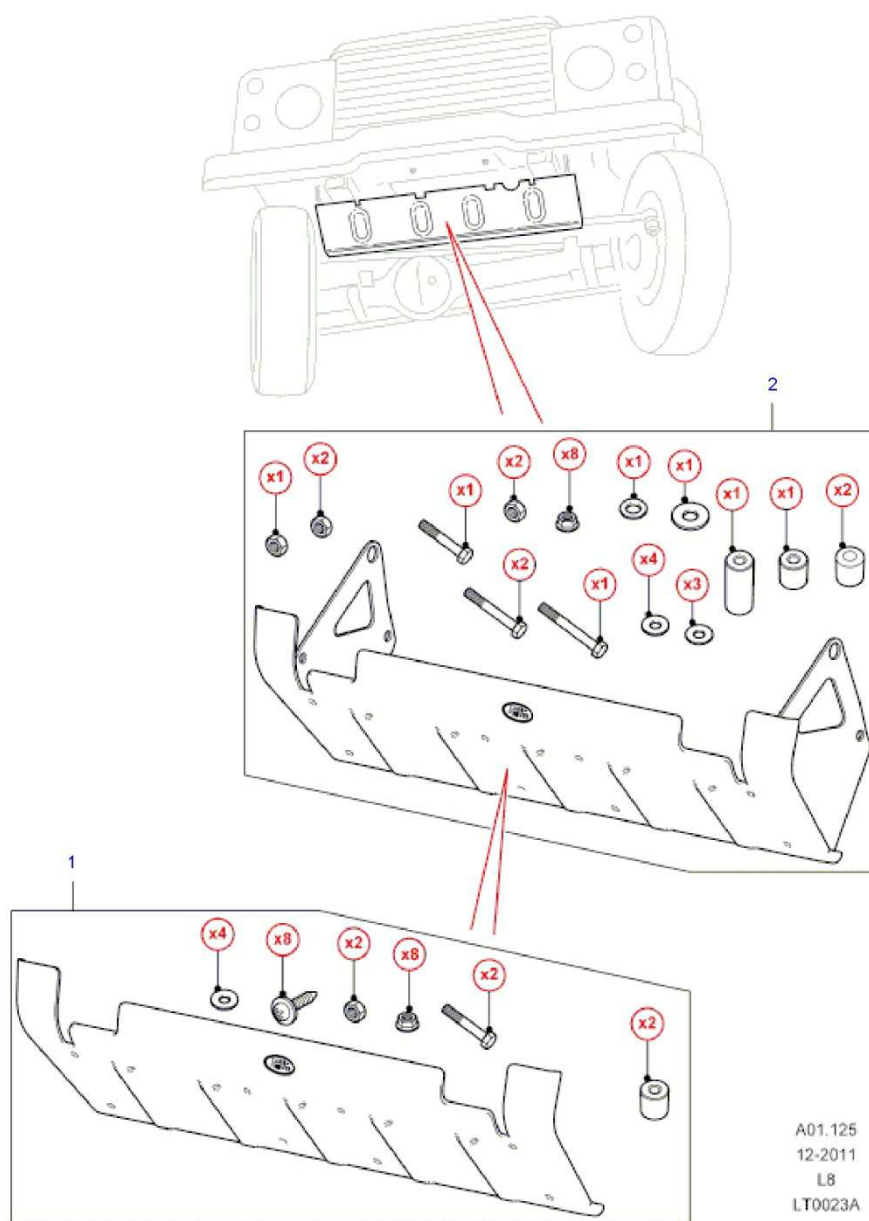
EATXMA2A

Callout	Description	Qty	OSI	From	To	E	Number
1	SET-SNOW CHAINS, PAIR, 235 X 16, 750 X 16, 265 X 16 \$	1	-				STC7664
1	SET-SNOW CHAINS, 205 X 16, 600 X 16 \$	1	-				RTC9589

With compliments from ,

Catalogue: Defender 2007-

Section: A01.125 SUMP GUARD (FROM (V)7A000001)



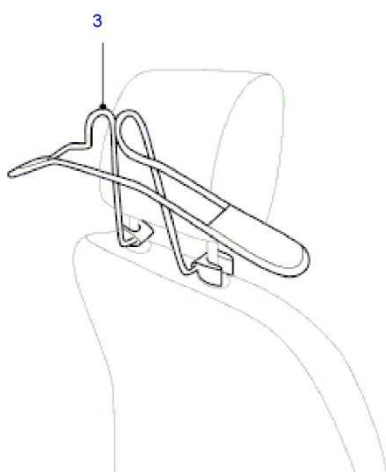
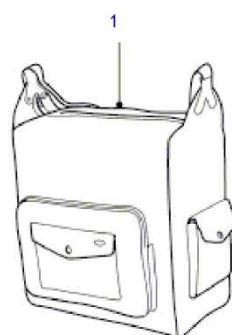
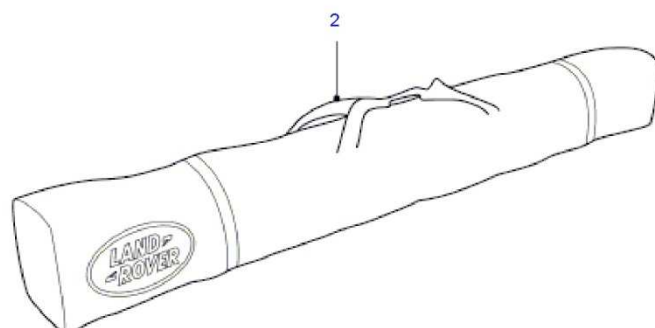
Callout	Description	Qty	OSI	From	To		E	Number
1	SHIELD, GOES ONLY WITH STC50437 - FOR SVX STYLING, COVER ONLY \$	1	-					VPLDP0003
2	SHIELD \$	1	Y					STC50437
2	SHIELD, TITAN FINISH \$	1	-					LR008247

With compliments from ,

Catalogue: Defender 2007-

Section: A01.130 TOURING ACCESSORIES (FROM (V)7A000001)

---

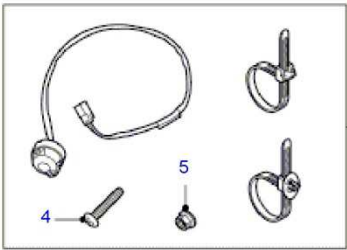
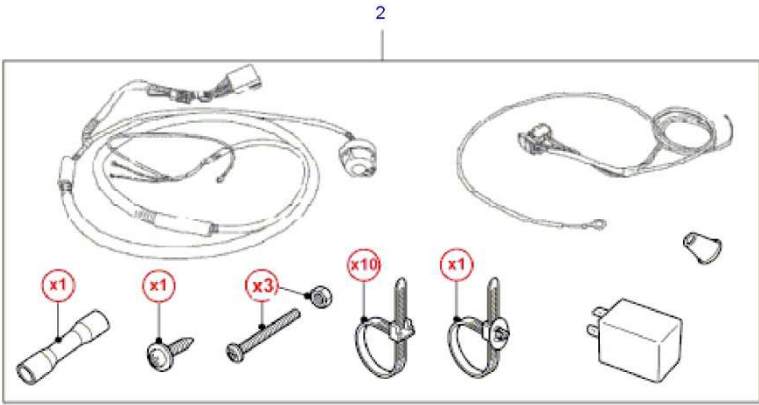
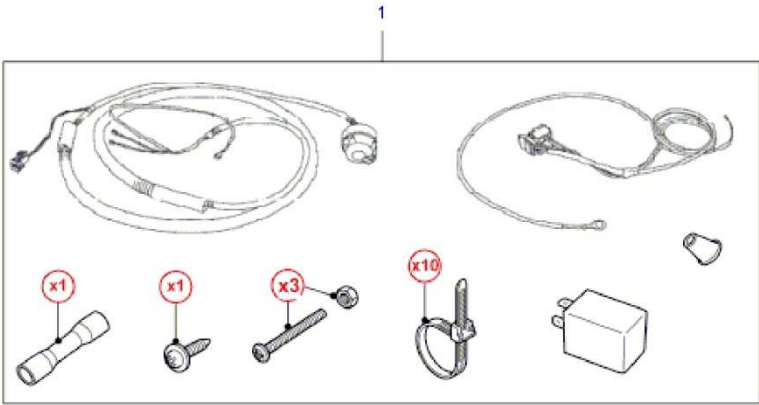


A01.130  
06-2012  
L8  
L8A01130A



Callout	Description	Qty	OSI	From	To	E	Number
1	PACK - BAG, COOLER BAG \$	1	-				VUP100140L
2	SKI BAG \$	1	-				VPLGS0166
3	HANGER - COAT \$	1	-				VPLVS0167

With compliments from ,  
Catalogue: Defender 2007-  
Section: A01.135 TOWING ELECTRICS KITS (FROM (V)7A000001)



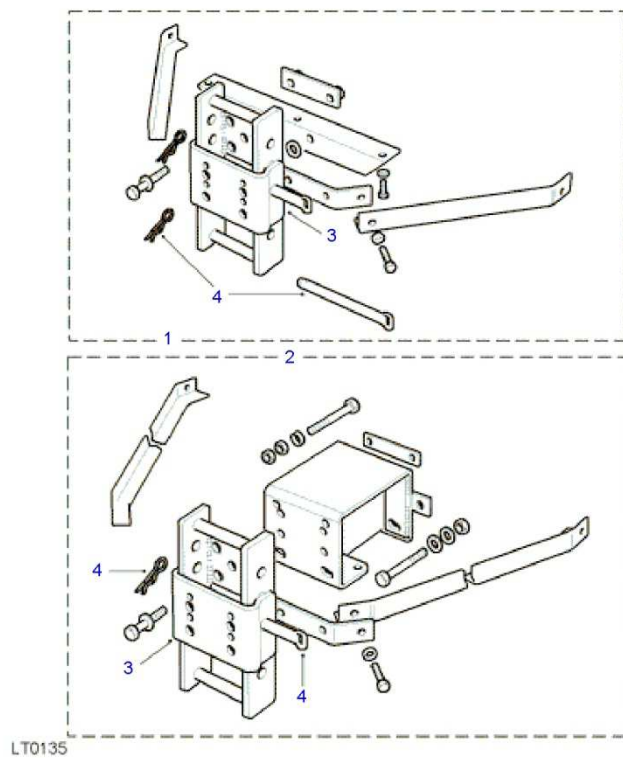
A01.135  
03-2011  
L8  
L8A01135A

Callout	Description	Qty	OSI	From	To		E	Number
1	KIT - TOWING HOOK, TYPE S \$	1	-					LR005921
2	KIT - TOWING HOOK, WITH 13 PIN SOCKET \$	1	-					LR005919
3	KIT-ELECTRICAL ASSEMBLY TOWING KIT, N TYPE \$	1	-					LR005920
4	SCREW, PAN HEAD, M5 X 40 \$	3	-					SE105401
5	NUT-HEXAGONAL-NYLOC, M5 \$	3	-					NY105041L

With compliments from ,

Catalogue: Defender 2007-

Section: A01.140 TOWING EQUIPMENT-ADJUSTABLE HEIGHT ASSEMBLY (FROM (V)7A000001)



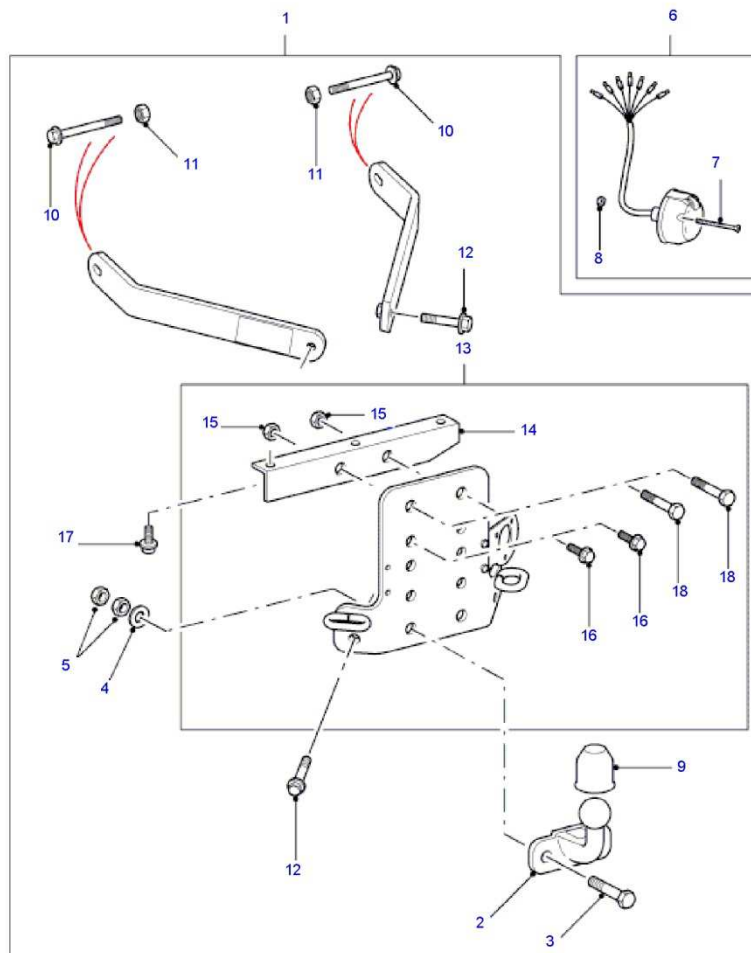
© 2004 - 2012 Infomedia Ltd and its licensors.

Callout	Description	Qty	OSI	From	To	E	Number
1	TOWING ATTACHMENT ASSEMBLY, ADJUSTABLE, '90" WHEELBASE' \$	1	Y				STC50255AA
1	TOWING ATTACHMENT ASSEMBLY, ADJUSTABLE, '90" WHEELBASE' \$	1	-				LR007221
1	TOWING ATTACHMENT ASSEMBLY, ADJUSTABLE, '110" WHEELBASE' \$	1	Y				STC50256AA
1	TOWING ATTACHMENT ASSEMBLY, ADJUSTABLE, '110" WHEELBASE' \$	1	-				LR007222
2	TOWING ATTACHMENT ASSEMBLY, ADJUSTABLE, (HIGH CAPACITY PICK UP, '110" WHEELBASE' OR '130" WHEELBASE') \$	1	Y		[V]7A999999		STC50257AB
2	TOWING ATTACHMENT ASSEMBLY, ADJUSTABLE, (HIGH CAPACITY PICK UP, '110" WHEELBASE' OR '130" WHEELBASE') \$	1	-	[V]8A000001			LR007223
3	PLATE-TOW BAR BRACKET SLIDER \$	1	-				STC50259AA
4	PIN-TOWING PINTLE \$	1	-				STC50492

With compliments from ,

Catalogue: Defender 2007-

Section: A01.145 TOWING EQUIP-DROP PLATE W/TOW BALL (SOFT TOP, '110" WHEELBASE' FROM (V)7A000001 OR HARD TOP, '110" WHEELBASE' FROM (V)7A000001 OR CHASSIS CAB, '110" WHEELBASE' FROM (V)7A000001 OR PICK UP, '110" WHEELBASE' FROM (V)7A000001 OR STATION WAGON - 5 DOOR, '110" WHEELBASE' FROM (V)7A000001 OR CREW CAB PICK UP, '110" WHEELBASE' FROM (V)7A000001 OR '90" WHEELBASE' FROM (V)7A000001)



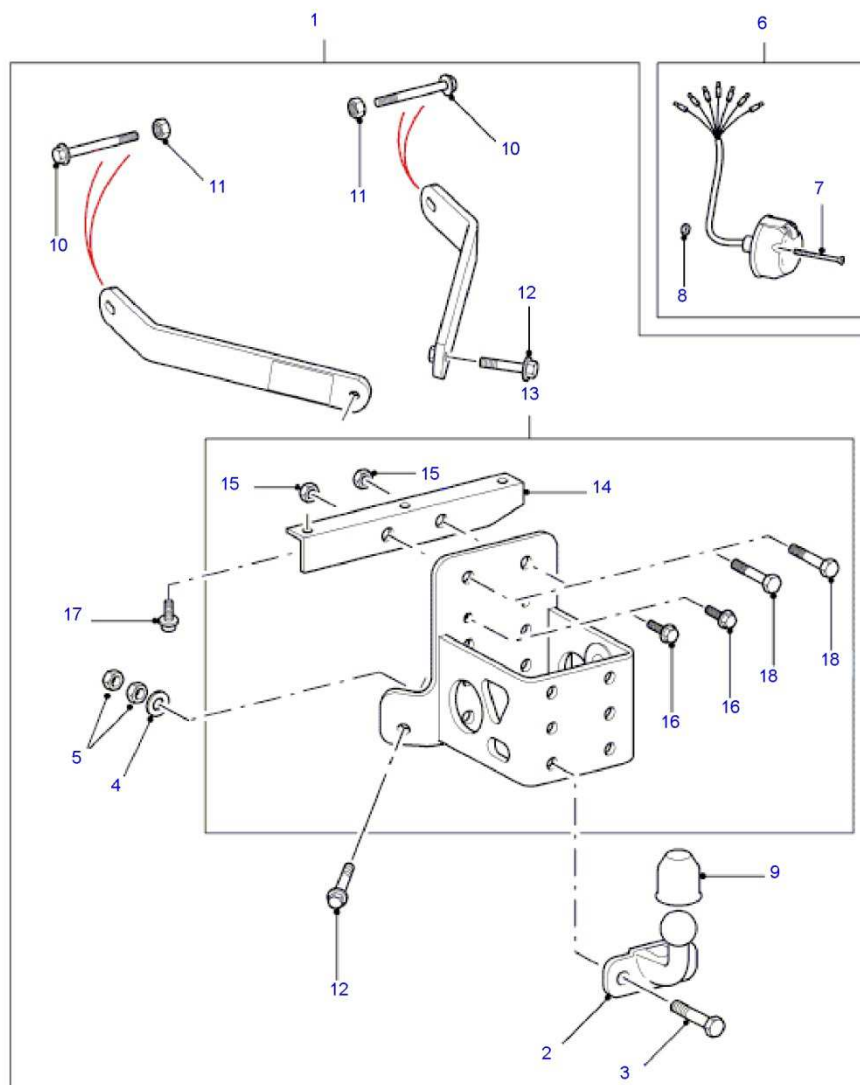
A01.145  
08-2007  
L8  
LT0095A

Callout	Description	Qty	OSI	From	To	E	Number
1	TOWING ATTACHMENT ASSEMBLY, '90" WHEELBASE' \$	1	-				LR006309
1	TOWING ATTACHMENT ASSEMBLY, '110" WHEELBASE' \$	1	-				LR006310
2	BALL-TOWING ATTACHMENT, 50MM \$	1	-				RTC8891AA
3	BOLT, M16 X 60MM, DACROMAT \$	2	-				FB116126
4	WASHER \$	2	-				WC116106
5	NUT - HEX., M16, HEXAGONAL HEAD \$	4	-				NH116046
6	KIT-TOWING ELECTRICS, N TYPE \$	1	-				LR005920
7	SCREW, PAN HEAD, M5 X 40 \$	3	-				SE105401
8	NUT-HEXAGONAL-NYLOC, M5 \$	3	-				NY105041L
9	COVER-TOWING ATTACHMENT BALL, 50MM \$	1	-				ANR3635
10	BOLT, M12 X 40, '90" WHEELBASE' \$	2	-		(V)7A737621		RYP501120
10	BOLT, M10 X 115, '110" WHEELBASE' \$	2	-	(V)7A737622			KYG500440
11	NUT - FLANGED, M10, '90" WHEELBASE' \$	2	-				FY110046
12	BOLT, FLANGED HEAD, TOP, M12 X 40 \$	2	-				KYG500450
13	PLATE \$	1	-		(V)BA820107		KNK500130
13	PLATE \$	1	-	(V)BA820108	(V)CA555554		LR025430
13	PLATE \$	1	-	(V)CA555555			LR042719
14	REINFORCEMENT - TOWING HOOK \$	1	-		(V)CA555554		KNL100010
14	REINFORCEMENT - TOWING HOOK \$	1	-	(V)CA555555			LR042765
15	NUT - FLANGED, M10 \$	2	-				FY110046
16	BOLT, FLANGED HEAD, M10 X 30 \$	2	-				FS110306
17	BOLT, FLANGED HEAD, M10 X 30 \$	3	-				FS110306
18	BOLT, M16 X 60MM \$	2	-				FB116126

With compliments from ,

Catalogue: Defender 2007-

Section: A01.150 TOWING EQUIP-DROP PLATE W/TOW BALL (HIGH CAPACITY PICK UP, '110" WHEELBASE' FROM (V)7A000001 OR CHASSIS CREW CAB, '130" WHEELBASE' FROM (V)7A000001)



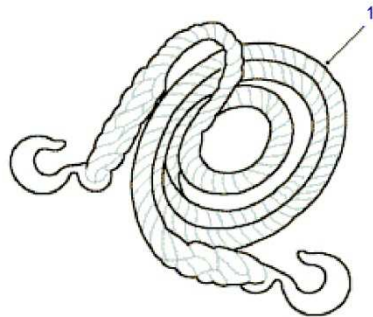
A01.150  
08-2007  
L8  
LT0238



Callout	Description	Qty	OSI	From	To	E	Number
1	TOWING ATTACHMENT ASSEMBLY \$	1	-				LR006312
2	BALL-TOWING ATTACHMENT, 50MM \$	1	-				RTC8891AA
3	BOLT, M16 X 60MM, DACROMAT \$	2	-				FB116126
4	WASHER \$	2	-				WC116106
5	NUT - HEX., M16, HEXAGONAL HEAD \$	4	-				NH116046
6	KIT-TOWING ELECTRICS, N TYPE \$	1	-				LR005920
7	SCREW, PAN HEAD, M5 X 40 \$	3	-				SE105401
8	NUT-HEXAGONAL-NYLOC, M5 \$	3	-				NY105041L
9	COVER-TOWING ATTACHMENT BALL, 50MM \$	1	-				ANR3635
10	BOLT, M10 X 115 \$	2	-				KYG500440
11	NUT - FLANGED, M10 \$	2	-				FY110046
12	BOLT, FLANGED HEAD, TOP, M12 X 40 \$	2	-				KYG500450
13	PLATE \$	1	-		(V)BA820107		KNK500120
13	PLATE \$	1	-	(V)BA820108	(V)CA555554		LR025434
13	PLATE \$	1	-	(V)CA555555			LR042720
14	REINFORCEMENT - TOWING HOOK \$	1	-		(V)CA555554		KNL100010
14	REINFORCEMENT - TOWING HOOK \$	1	-	(V)CA555555			LR042765
15	NUT - FLANGED, M10 \$	2	-				FY110046
16	BOLT, FLANGED HEAD, M10 X 30 \$	2	-				FS110306
17	BOLT, FLANGED HEAD, M10 X 30 \$	3	-				FS110306
18	BOLT, M16 X 60MM \$	2	-				FB116126

With compliments from ,  
Catalogue: Defender 2007-  
Section: A01.155 TOWING EQUIPMENT-ROPES (FROM (V)7A000001)

---



LT0093


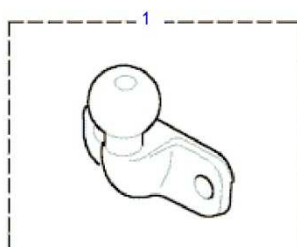
Callout	Description	Qty	OSI	From	To		E	Number
1	ROPE-TOWING \$	1	-					STC8919AA

With compliments from ,

Catalogue: Defender 2007-

Section: A01.160 TOWING EQUIPMENT-TOW BALL ASSEMBLIES (FROM (V)7A000001)

---



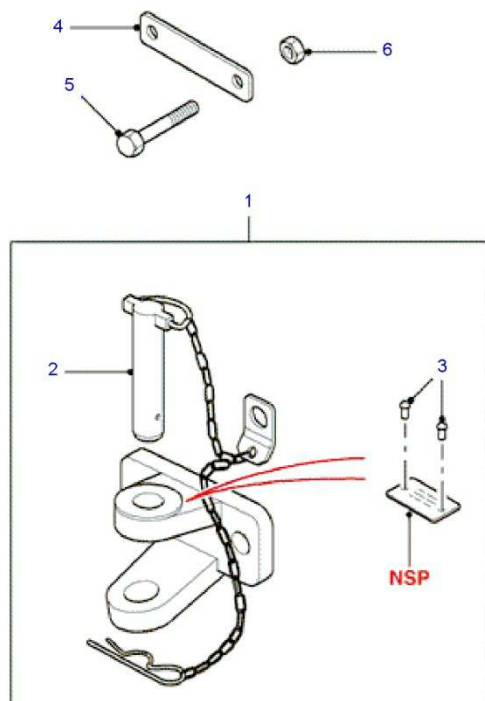
LT0091

Callout	Description	Qty	OSI	From	To		E	Number
1	BALL-TOWING ATTACHMENT, 50MM \$	1	-					RTC8891AA
2	JAW ASSEMBLY-TOWING \$	1	Y		(V)6A999999			RTC8159
2	JAW ASSEMBLY-TOWING \$	1	-	(V)7A000001				LR008244

With compliments from ,

Catalogue: Defender 2007-

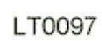
Section: A01.165 TOWING SYSTEMS (TOW PINTLE/DROP PLATE/ELECS FROM (V)7A000001)



A01.220  
02-2003  
L1  
LT0096B

Callout	Description	Qty	OSI	From	To		E	Number
1	JAW ASSEMBLY-TOWING \$	1	-					KNB100640
2	PIN - TOWING, CHAIN \$	1	-					KNP100000
3	RIVET \$	2	-					KYP000020
4	SPACER \$	1	-					562756
5	BOLT \$	2	Y					BH116261
6	NUT - HEX., M16, HEXAGONAL HEAD, NYLOC \$	2	-					FY116046

Section: A01.170 TOWING SYSTEMS (FROM (V)7A000001)



82

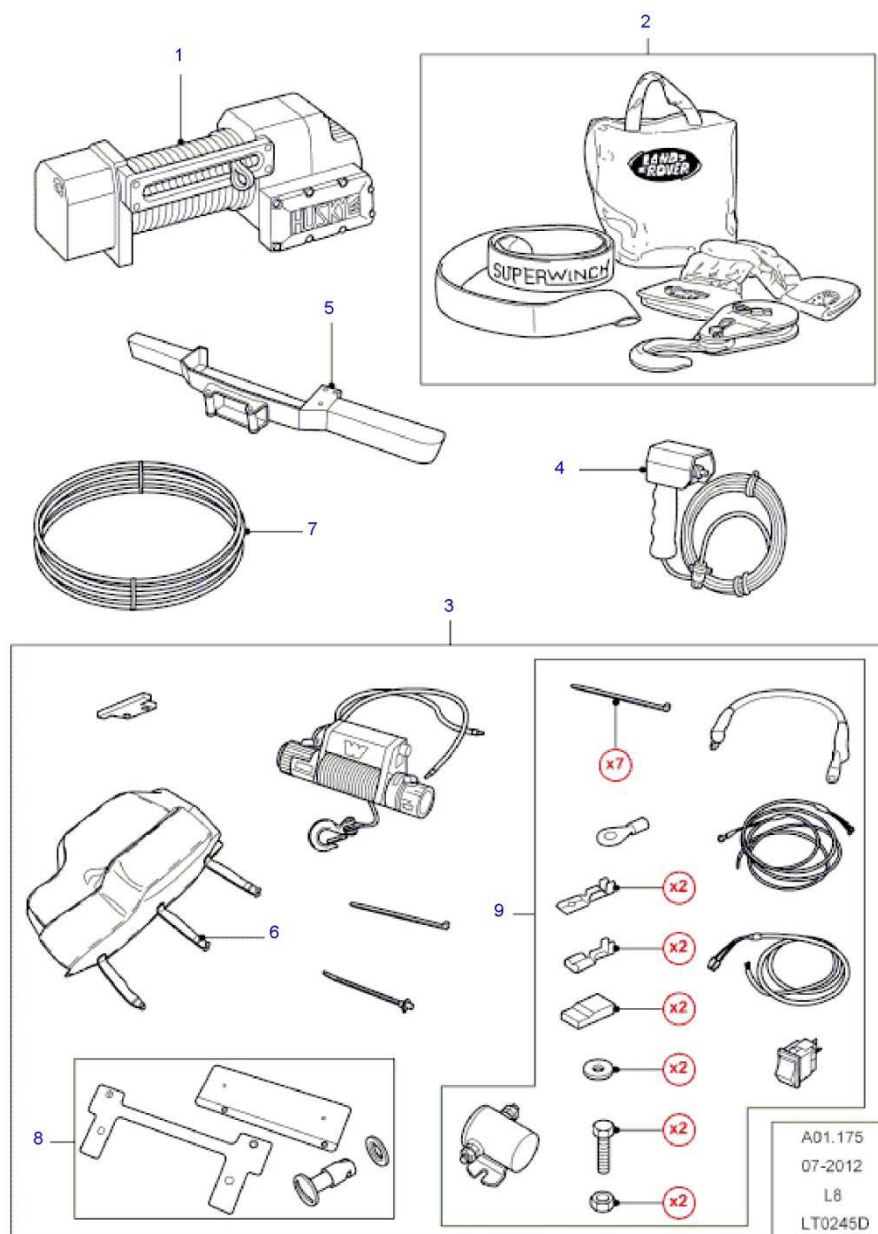


Callout	Description	Qty	OSI	From	To	E	Number
1	PLATE ASSEMBLY-TOW BAR MOUNTING \$	1	-				KNK100090
2	PLATE-TOW BAR MOUNTING \$	1	-				KNK100080
3	STIFFENER-TOW EQUIPMENT ANGLE IRON \$	1	-		(V)CA555554		KNL100010
3	STIFFENER-TOW EQUIPMENT ANGLE IRON \$	1	-	(V)CA555555			LR042765
4	SCREW-FLANGED HEAD, M10 X 25 \$	3	-				FS110251L
5	BOLT, FLANGED HEAD, M10 X 30, TOP \$	2	-				FS110306
6	NUT - HEX., HEXAGONAL HEAD, NYLOC \$	2	-				NY110047L
7	BOLT, FLANGED HEAD, M12 X 40 \$	2	-				FB112081
8	BOLT, DACROMAT, M16 X 50 \$	2	-				FB116106
9	SPACER \$	1	-				562756
10	BOLT, M16 X 60MM, DACROMAT \$	2	-				FB116126

With compliments from ,

Catalogue: Defender 2007-

Section: A01.175 WINCH ASSEMBLY (FROM (V)7A000001)

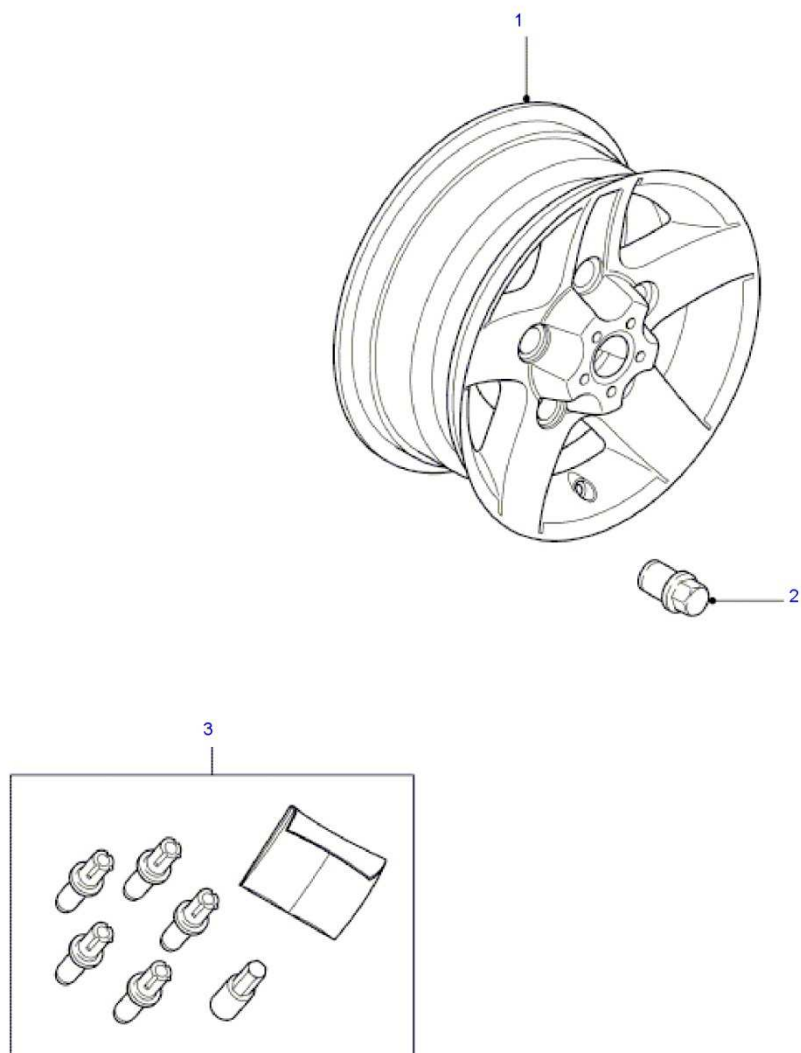


© 2004 - 2012 Infomedia Ltd and its licensors.

Callout	Description	Qty	OSI	From	To	E	Number
1	KIT-ELECTRIC WINCH, LOW PROFILE 3,360KG, WILL NOT FIT RAW MODELS, WILL NOT FIT FIRE & ICE MODELS, LESS COVERS, WILL NOT FIT SVX MODELS, WITH MANUAL AIR CONDITIONING \$	1	-				RTC8965
2	KIT-WINCH ACCESSORIES, INCLUDES: STRAP, SNATCH BLOCK, 2 SHACKLES, HEAVY DUTY GLOVES AND A STORAGE BAG \$	1	-				STC53202
3	WINCH, 9.5T, 4310 KG, WITH BUMPER, WILL NOT FIT SVX MODELS \$	1	Y		(V)BA999999		VUB500620
3	WINCH, 4310 KG, 9.5 CTI, LESS BUMPER, WILL NOT FIT SVX MODELS \$	1	-	(V)CA000001			VPLDP0113
4	REMOTE CONTROL SYSTEM, APPLICABLE TO RTC8965 \$	1	-				RTC7072
(5)	BUMPER MOUNTING, FRONT \$	1	Y		(V)9A999999		DPB501050
(5)	BUMPER MOUNTING, FRONT \$	1	-	(V)AA000001			VPLDP0105
6	COVER, 9.5T \$	1	-				VUK500050
6	COVER, M6000 \$	1	-				VUK500060
(7)	WIRE ROPE-WINCH, LESS AIR CONDITIONING \$	1	Y				STC7812
8	KIT - LICENCE PLATE BRACKET \$	1	-				DRE500100PVJ
9	ELECTRIC, WARN, CUT-OUT \$	1	Y				STC50299

With compliments from ,  
Catalogue: Defender 2007-  
Section: A01.180 WHEELS (FROM (V)7A000001)

---

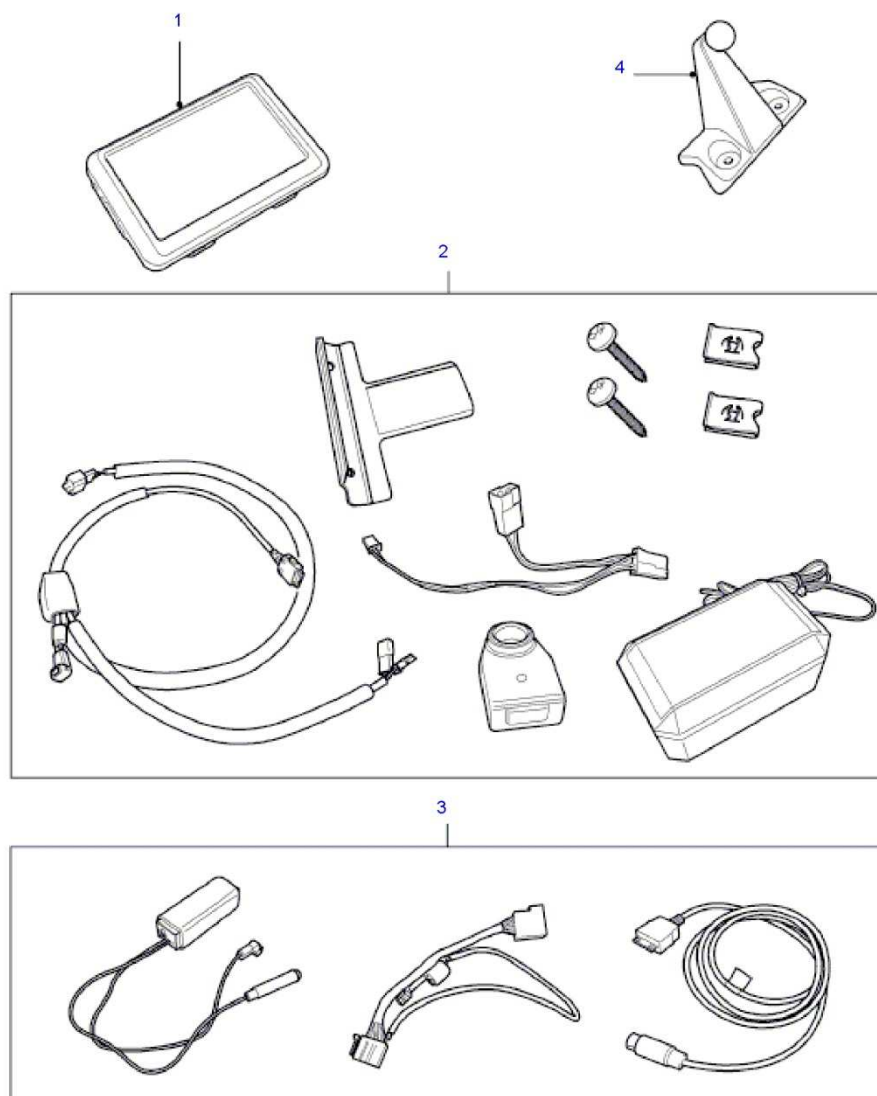


A01.180  
07-2011  
L8  
L8A01180

Callout	Description	Qty	OSI	From	To		E	Number
1	WHEEL - ALLOY \$	1	-					VPLDW0001YCM
2	NUT - WHEEL \$	5	-					RRD500560
3	KIT-LOCKING NUT ROAD WHEELS \$	1	-					RR8500090

With compliments from ,  
Catalogue: Defender 2007-  
Section: A01.185 NAVIGATION SYSTEM (FROM (V)7A000001)

---



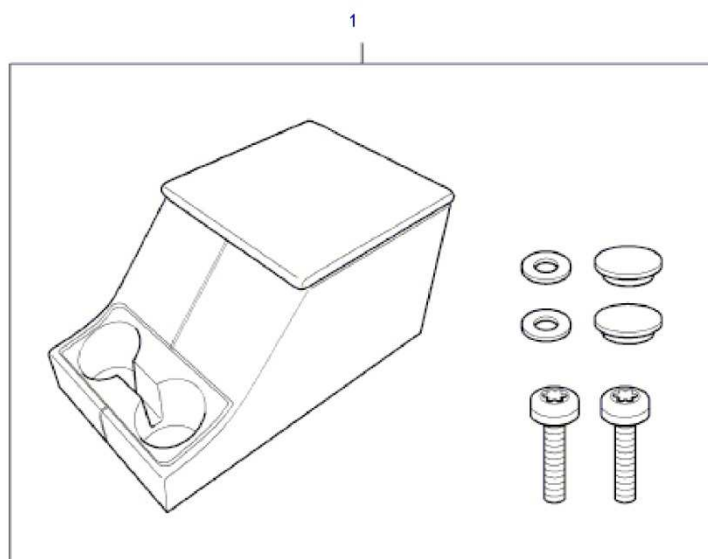
A01.185  
11-2009  
L8  
LT0242C

Callout	Description	Qty	OSI	From	To	E	Number
1	NAVIGATION COMPUTER - WITH SCREEN \$		-				LR008214
2	KIT - INSTALLATION \$		-				LR008217
3	MODULE, MODULE - AUDIO PLUG AND PLAY \$		-				LR007467
4	BRACKET, MOUNTING \$	1	-				LR018662

With compliments from ,

Catalogue: Defender 2007-

Section: A01.190 INTERIOR TRIM (FROM (V)7A000001)



A01.190

11-2008

L8

LT0246

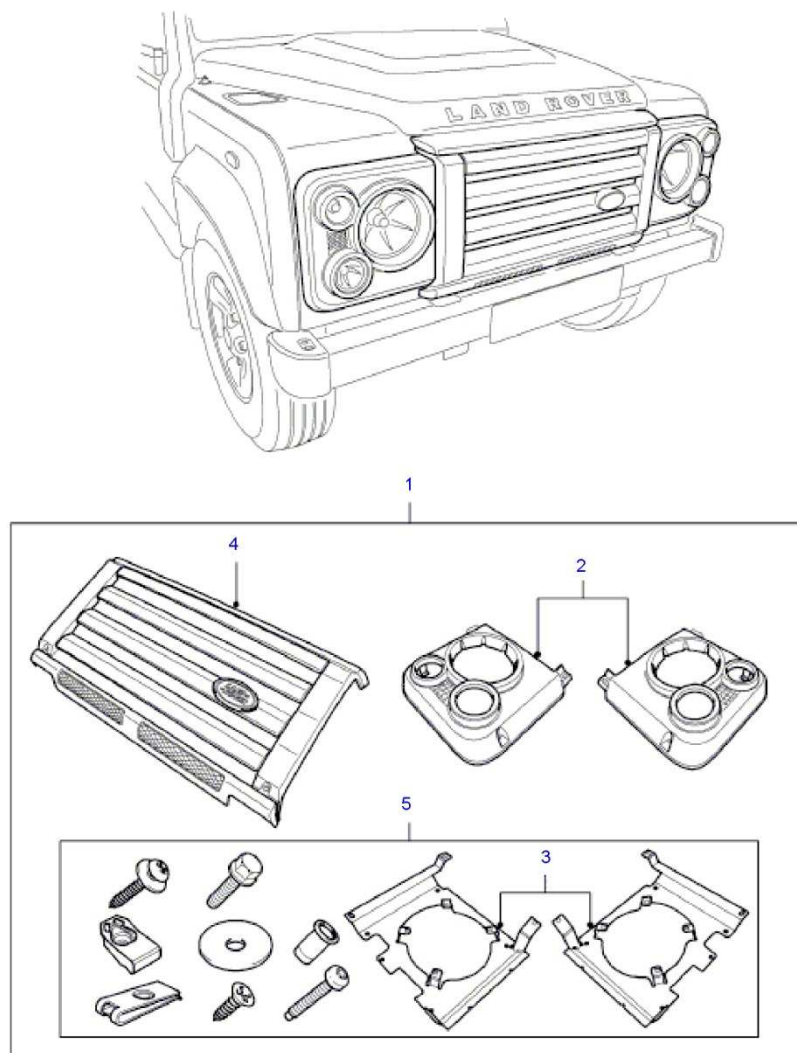


Callout	Description	Qty	OSI	From	To		E	Number
1	HOLDER - CUP, CUBBY BOX \$		-					LR008788

With compliments from ,

Catalogue: Defender 2007-

Section: A01.195 HEADLAMP SURROUNDS AND GRILLE (FROM (V)7A000001)



A01.195  
10-2009  
L8  
LV0135

Callout	Description	Qty	OSI	From	To		E	Number
1	GRILLE - RADIATOR, SVX, TITAN / BRUNEL \$	1	-					LR008361
2	SURROUND - HEADLAMP, SVX, TITAN / BRUNEL \$	1	-					LR008365
3	BRACKET, SVX, RH \$	1	Y					LR008370
3	BRACKET, SVX, LH \$	1	Y					LR008369
4	GRILLE - RADIATOR, SVX, TITAN / BRUNEL \$	1	Y					LR008363
5	KIT - FIXING PARTS \$	1	-					LR008366

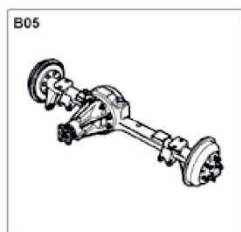
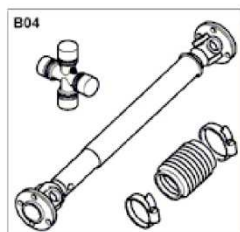
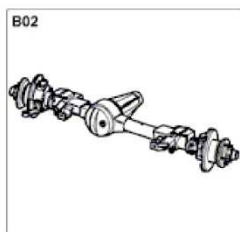
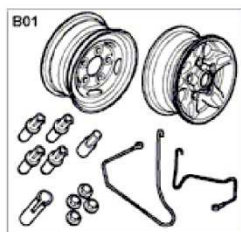






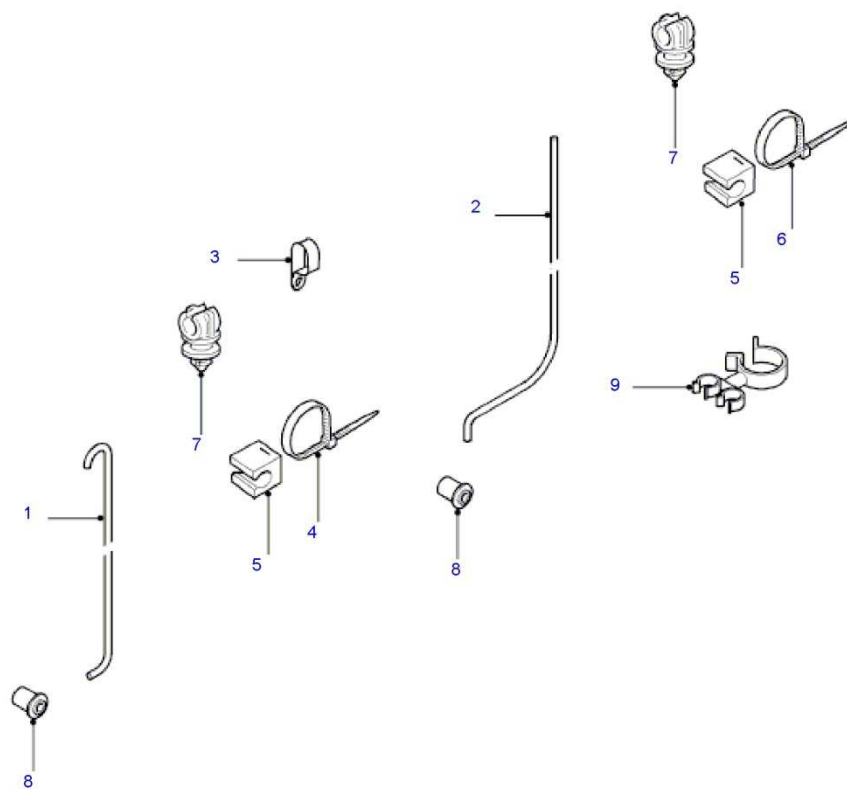
With compliments from ,  
Catalogue: Defender 2007-  
Section: GRAPHIC INDEX

---



With compliments from ,  
Catalogue: Defender 2007-  
Section: B01.005 AXLE-BREATHERS (FROM (V)7A000001)

---



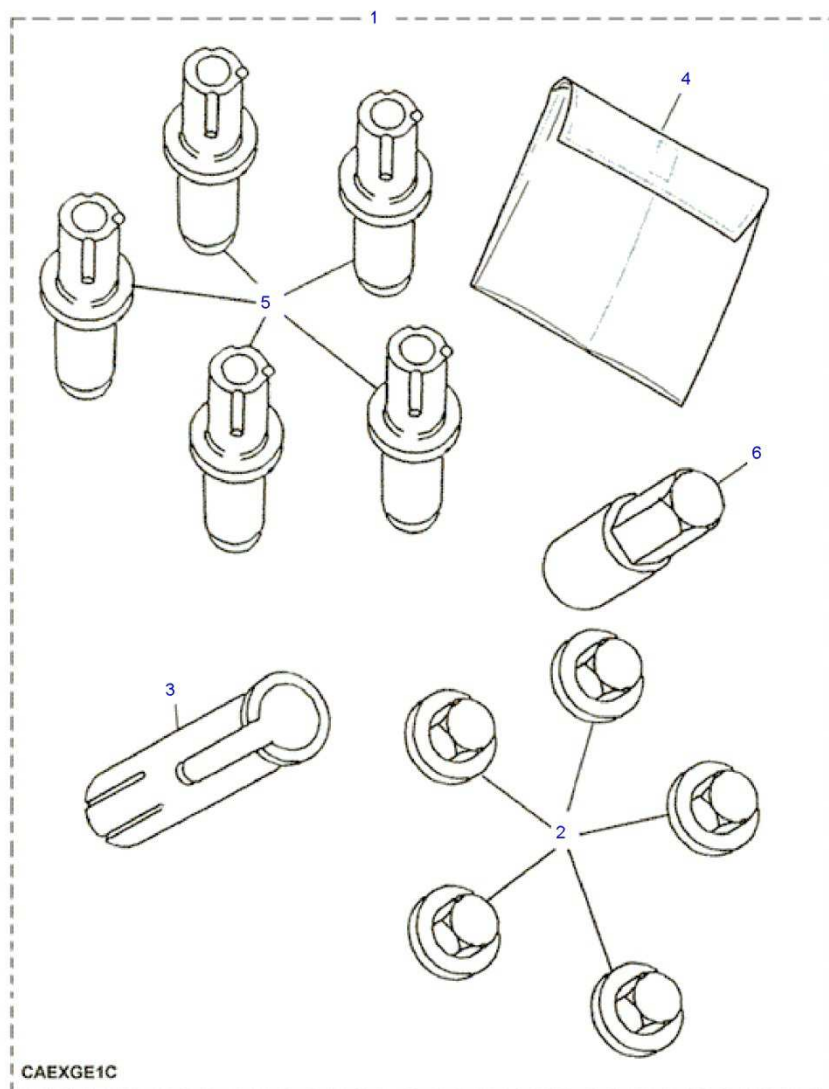
B01.005  
01-2007  
L8  
LE0077



Callout	Description	Qty	OSI	From	To		E	Number
1	PIPE-FRONT AXLE BREATHER, STANDARD, ('110" WHEELBASE' OR '90" WHEELBASE') \$	1	-					TAP100010
1	PIPE-FRONT AXLE BREATHER, HEAVY DUTY \$	1	-					TAP100020
2	PIPE-REAR AXLE BREATHER, ('110" WHEELBASE', WITH STANDARD SUSPENSION OR '90" WHEELBASE') \$	1	-		(V)9A781221			TVP100010
2	PIPE-REAR AXLE BREATHER, '110" WHEELBASE', WITH HEAVY DUTY SUSPENSION \$	1	-		(V)9A781221			TVP100040
2	PIPE-REAR AXLE BREATHER, '130" WHEELBASE' \$	1	-		(V)CA414412			TVP100040
2	PIPE-REAR AXLE BREATHER, '90" WHEELBASE' \$	1	-	(V)9A781222				TVP100030
2	PIPE-REAR AXLE BREATHER, '110" WHEELBASE' \$	1	-	(V)9A781222				TVP100040
2	PIPE-REAR AXLE BREATHER, '130" WHEELBASE' \$	1	-	(V)CA414413				LR037456
3	CLIP-PIPE \$	1	-					622324
4	TIE-CABLE, INSIDE SERATED, 4.6 X 385MM, WHITE. \$	2	-					594594
5	CLIP-PIPE \$	6	-					NRC9246
6	TIE-CABLE, 4.8 X 270MM, INSIDE SERATED \$	4	-					568680
7	CLIP-PIPE, SINGLE \$	2	-					79123
8	ADAPTOR \$	2	-					FTC5085
9	CLIP-PIPE \$	2	-					FTC5409

With compliments from ,  
Catalogue: Defender 2007-  
Section: B01.010 LOCKING WHEEL NUTS (FROM (V)7A000001)

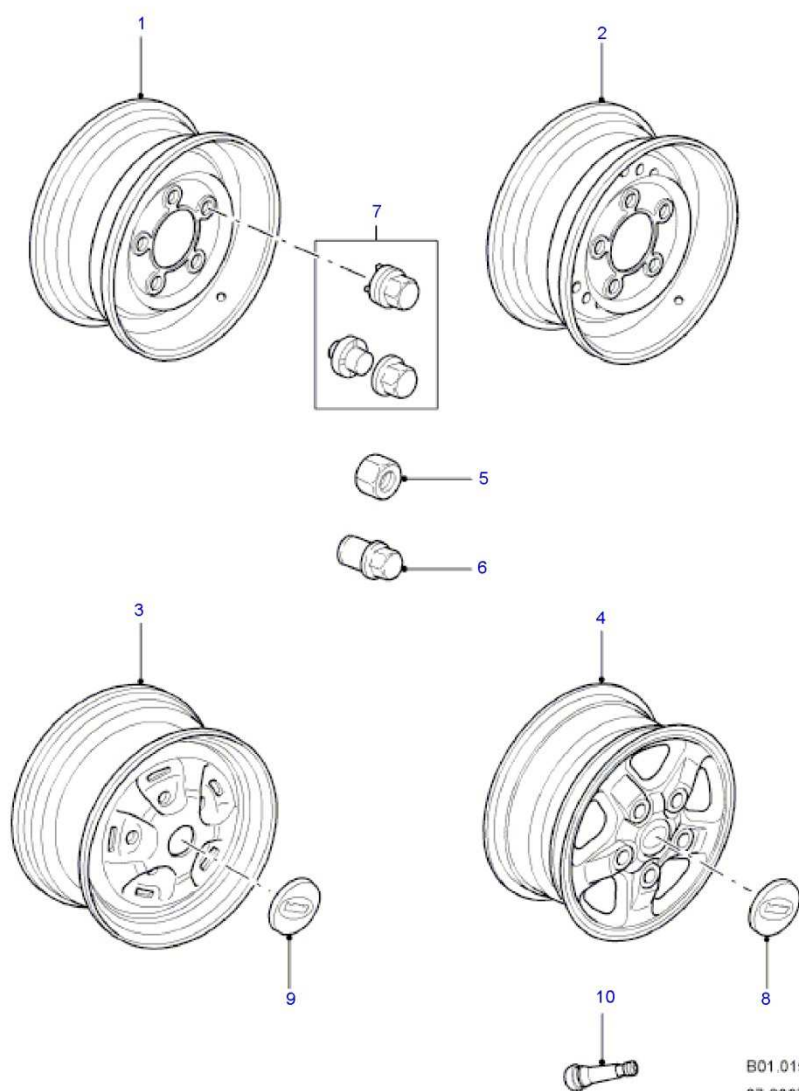
---



Callout	Description	Qty	OSI	From	To	E	Number
1	KIT-LOCKING NUT ROAD WHEELS, PRODUCTION FIT \$	1	Y		(V)7A999999		STC3601
1	KIT-LOCKING NUT ROAD WHEELS, PRODUCTION FIT \$	1	Y	(V)8A000001			RRB500080
2	COVER-WHEEL NUT, PRODUCTION FIT \$	5	-				RRJ100120
3	LEVER-TOOL KIT NUT COVER REMOVAL, PRODUCTION FIT \$	1	-				ANR5436
4	BAG-LOCKING WHEEL NUT KEY/EXTRACTOR, PRODUCTION FIT \$	1	-				RRW100010
5	NUT-LOCKING-ALLOY ROAD WHEELS, CODE A \$	5	Y				STC3410
5	NUT-LOCKING-ALLOY ROAD WHEELS, CODE B \$	5	Y				STC3411
5	NUT-LOCKING-ALLOY ROAD WHEELS, CODE C \$	5	Y				STC3412
5	NUT-LOCKING-ALLOY ROAD WHEELS, CODE D \$	5	Y				STC3413
5	NUT-LOCKING-ALLOY ROAD WHEELS, CODE E \$	5	Y				STC3414
5	NUT-LOCKING-ALLOY ROAD WHEELS, CODE F \$	5	Y				STC3415
5	NUT-LOCKING-ALLOY ROAD WHEELS, CODE G \$	5	Y				STC3416
5	NUT-LOCKING-ALLOY ROAD WHEELS, CODE H \$	5	Y				STC3417
5	NUT-LOCKING-ALLOY ROAD WHEELS, CODE I \$	5	Y				STC3418
5	NUT-LOCKING-ALLOY ROAD WHEELS, CODE J \$	5	Y				STC3419
6	KEY-TOOL KIT LOCKING WHEEL NUT, CODE A \$	1	-				STC3420
6	KEY-TOOL KIT LOCKING WHEEL NUT, CODE B \$	1	-				STC3421
6	KEY-TOOL KIT LOCKING WHEEL NUT, CODE C \$	1	-				STC3422
6	KEY-TOOL KIT LOCKING WHEEL NUT, CODE D \$	1	-				STC3423
6	KEY-TOOL KIT LOCKING WHEEL NUT, CODE E \$	1	-				STC3424
6	KEY-TOOL KIT LOCKING WHEEL NUT, CODE F \$	1	-				STC3425
6	KEY-TOOL KIT LOCKING WHEEL NUT, CODE G \$	1	-				STC3426
6	KEY-TOOL KIT LOCKING WHEEL NUT, CODE H \$	1	-				STC3427
6	KEY-TOOL KIT LOCKING WHEEL NUT, CODE I \$	1	-				STC3428
6	KEY-TOOL KIT LOCKING WHEEL NUT, CODE J \$	1	-				STC3429

With compliments from ,  
Catalogue: Defender 2007-  
Section: B01.015 ROAD WHEELS (FROM (V)7A000001)

---

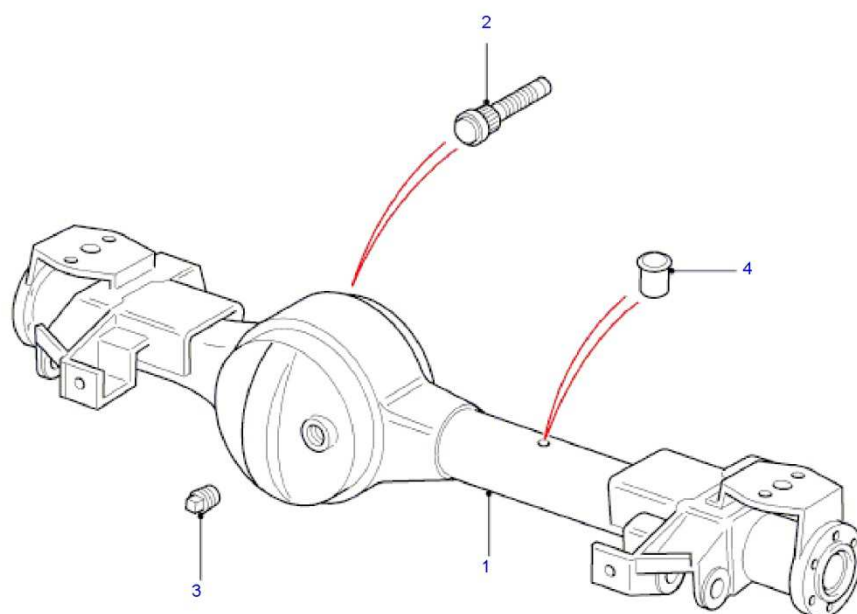


B01.015  
07-2007  
L8  
LE0078B

Callout	Description	Qty	OSI	From	To	E	Number
1	WHEEL-STEEL ROAD, PRIMED, WELDED, TUBED, 5.5F X 16 \$	5	-				LR008758
1	WHEEL-STEEL ROAD, PRIMED, TUBELESS, WELDED, '5.5J X 16"' \$	5	-		(V)AA792800		RRC507400PCM
1	WHEEL-STEEL ROAD, PRIMED, TUBELESS, WELDED, '5.5J X 16"' \$	5	-	(V)AA792801			LR023152
2	WHEEL-STEEL ROAD, PRIMED, WELDED, TUBED, '6.5J X 16"', HEAVY DUTY AXLES 3500KG \$	5	-				ANR5593PM
2	WHEEL-STEEL ROAD, PRIMED, TUBELESS, WELDED, '6.5J X 16"', HEAVY DUTY AXLES 3500KG \$	5	-				ANR4583PM
3	WHEEL-STEEL ROAD, PRIMED, 6.0J X 16, WELDED \$	5	-				ANR4635PM
4	WHEEL-ALLOY ROAD, 7.0 X 16, BOOST \$	5	Y		(V)AA999999		RRC503400NNH
4	WHEEL-ALLOY ROAD, 7.0 X 16, BOOST \$	5	-	(V)BA000001			LR023391
5	NUT - WHEEL, M16, ZINC PLATED, STEEL WHEELS \$	20	-				RRD500010
6	NUT-ALLOY ROAD WHEELS, CAPPED \$	20	-				RRD500560
7	KIT-LOCKING NUT ROAD WHEELS, STEEL, ACCESSORY FIT, SET OF 5 \$	1	-				RTC9535
7	KIT-LOCKING NUT ROAD WHEELS, ACCESSORY FIT, SET OF 5, ALLOY, EXCEPT DEEP DISH WHEEL \$	1	-				STC8843AA
7	KIT-LOCKING NUT ROAD WHEELS, ACCESSORY FIT, SET OF 5, ALLOY, USE WITH DEEP DISH WHEEL \$	1	-				STC7623
8	CAP ASSEMBLY-CENTRE ALLOY WHEEL, WITH LOGO, SILVER SPARKLE \$	5	-				ANR2391MNH
9	CAP ASSEMBLY-CENTRE-ROAD WHEEL, STEEL WHEEL, WHITE. \$	5	-				ANR3861
10	VALVE \$	4	Y		(V)BA760360		13H412
10	VALVE \$	4	Y	(V)BA760361			RRF500100

With compliments from ,  
Catalogue: Defender 2007-  
Section: B02.005 CASE ASSEMBLY FRONT (FROM (V)7A000001)

---

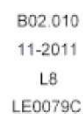


B02.005  
01-2007  
L8  
LE0084

Callout	Description	Qty	OSI	From	To	E	Number
1	CASE-FRONT AXLE \$	1	-				TAJ500090
2	STUD, 3/8UNF X 1 3/4 \$	10	-				561196
3	PLUG-DRAIN/FILLER LEVEL, NON-MAGNETIC \$	2	-				TGZ500070
3	PLUG-DRAIN/FILLER LEVEL, MAGNETIC \$	2	-				TYB500120
4	ADAPTOR \$	1	-				FTC5085

**Catalogue: Defender 2007-**

Section: B02.010 CROWNWHEEL AND PINION (AXLE DIFFERENTIAL - FRONT 2 PIN FROM (V)7A000001)



106

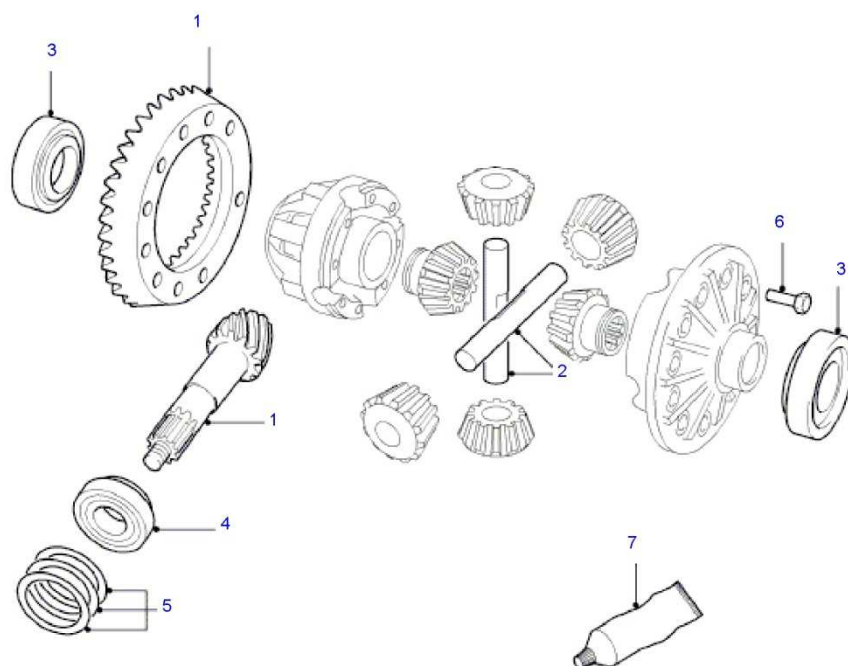


Callout	Description	Qty	OSI	From	To	E	Number
1	CASE - DIFFERENTIAL \$	1	Y		(V)BA822269		FTC5399
2	KIT-DIFFERENTIAL GEARS \$	1	Y		(V)BA822269		TC100060
3	CROSS SHAFT DIFFERENTIAL, FRONT AXLE \$	1	-		(V)BA822269		FTC5401
4	CROWNWHEEL AND PINION ASSEMBLY \$	1	Y		(V)BA823579		TBH100040
4	CROWNWHEEL AND PINION ASSEMBLY \$	1	-	(V)BA823580			LR027527
5	BOLT, 3/8UNF, FRONT AXLE \$	10	-				FTC5150
6	BEARING-TAPER ROLLER DIFFERENTIAL \$	2	-				RTC3095
7	BEARING-TAPER ROLLER \$	1	-				539706
8	SHIM, METRIC, 2.255MM, INNER DIAMETER 64MM \$	X	-				TYS100870
8	SHIM, METRIC, 2.210MM, INNER DIAMETER 64MM \$	X	-				TYS100900
8	SHIM, METRIC, 2.150MM, INNER DIAMETER 64MM \$	X	-				TYS100940
8	SHIM, METRIC, 2.105MM, INNER DIAMETER 64MM \$	X	-				TYS100970
8	SHIM, METRIC, 2.060MM, INNER DIAMETER 64MM \$	X	-				TYS101000
8	SHIM, METRIC, 2.155MM, INNER DIAMETER 32.5MM \$	X	-				TYS101040
8	SHIM, METRIC, 2.105MM, INNER DIAMETER 32.5MM \$	X	-				TYS101060
8	SHIM, METRIC, 2.055MM, INNER DIAMETER 32.5MM \$	X	-				TYS101080
8	SHIM, METRIC, 2.005MM, INNER DIAMETER 32.5MM \$	X	-				TYS101100
8	SHIM, METRIC, 1.955MM, INNER DIAMETER 32.5MM \$	X	-				TYS101120
8	SHIM, METRIC, 1.905MM, INNER DIAMETER 32.5MM \$	X	-				TYS101140
8	SHIM, METRIC, 1.855MM, INNER DIAMETER 32.5MM \$	X	-				TYS101160
8	SHIM, METRIC, 1.805MM, INNER DIAMETER 32.5MM \$	X	-				TYS101180
8	SHIM, METRIC, 1.755MM, INNER DIAMETER 32.5MM \$	X	-				TYS101200
8	SHIM, METRIC, 1.705MM, INNER DIAMETER 32.5MM \$	X	-				TYS101220
8	SHIM, METRIC, 1.655MM, INNER DIAMETER 32.5MM \$	X	-				TYS101240
8	SHIM, METRIC, 1.605MM, INNER DIAMETER 32.5MM \$	X	-				TYS101260
8	SHIM, METRIC, 1.555MM, INNER DIAMETER 32.5MM \$	X	-				TYS101280
8	SHIM, METRIC, 1.505MM, INNER DIAMETER 32.5MM \$	X	-				TYS101300
9	PIN-ROLL \$	1	-		(V)BA822269		FTC5402
10	SEALANT - SILICONE \$	1	-				RTC3254
11	CIRCLIP \$	2	-		(V)BA822269		CCN110L
12	KIT-DIFF CASE AND GEARS \$	1	-	(V)BA822270			LR027940
13	CASE - DIFFERENTIAL \$	1	-	(V)BA822270			LR027941
14	CIRCLIP \$	2	-	(V)BA822270			CCN110L
15	CROSS SHAFT DIFFERENTIAL, FRONT AXLE \$	1	-	(V)BA822270			LR027942
16	PIN-ROLL \$	1	-	(V)BA822270			LR027944

With compliments from ,

Catalogue: Defender 2007-

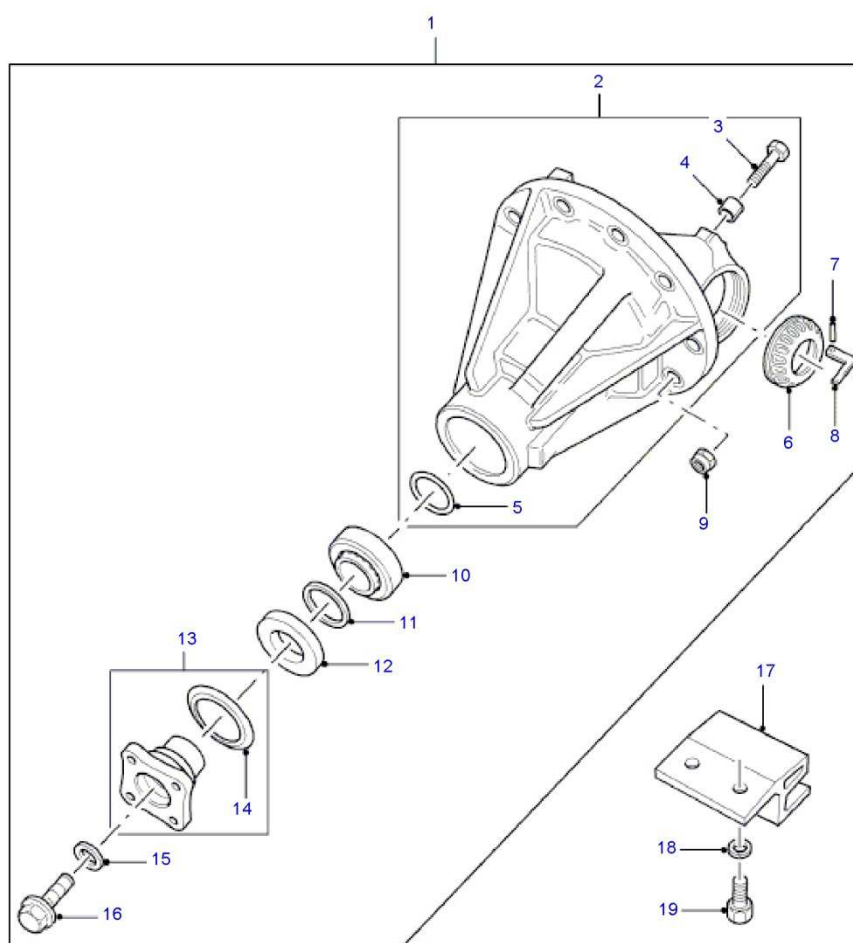
Section: B02.011 CROWNWHEEL AND PINION (AXLE DIFFERENTIAL - FRONT 4 PIN FROM (V)7A000001)



B02.011  
09-2007  
L8  
LE0104

Callout	Description	Qty	OSI	From	To	E	Number
1	GEAR AND PINION - DRIVING \$	1	Y		(V)BA400434		TBH100050
1	GEAR AND PINION - DRIVING \$	1	-	(V)BA400435			LR027529
2	SHAFT - DIFFERENTIAL PINION \$	2	-				TCD100070
3	BEARING \$	2	-				RTC3095
4	BEARING \$	1	-				539706
5	SHIM, METRIC, 2.255MM, INNER DIAMETER 64MM \$	X	-				TYS100870
5	SHIM, METRIC, 2.210MM, INNER DIAMETER 64MM \$	X	-				TYS100900
5	SHIM, METRIC, 2.150MM, INNER DIAMETER 64MM \$	X	-				TYS100940
5	SHIM, METRIC, 2.105MM, INNER DIAMETER 64MM \$	X	-				TYS100970
5	SHIM, METRIC, 2.060MM, INNER DIAMETER 64MM \$	X	-				TYS101000
5	SHIM, METRIC, 2.155MM, INNER DIAMETER 32.5MM \$	X	-				TYS101040
5	SHIM, METRIC, 2.105MM, INNER DIAMETER 32.5MM \$	X	-				TYS101060
5	SHIM, METRIC, 2.055MM, INNER DIAMETER 32.5MM \$	X	-				TYS101080
5	SHIM, METRIC, 2.005MM, INNER DIAMETER 32.5MM \$	X	-				TYS101100
5	SHIM, METRIC, 1.955MM, INNER DIAMETER 32.5MM \$	X	-				TYS101120
5	SHIM, METRIC, 1.905MM, INNER DIAMETER 32.5MM \$	X	-				TYS101140
5	SHIM, METRIC, 1.855MM, INNER DIAMETER 32.5MM \$	X	-				TYS101160
5	SHIM, METRIC, 1.805MM, INNER DIAMETER 32.5MM \$	X	-				TYS101180
5	SHIM, METRIC, 1.755MM, INNER DIAMETER 32.5MM \$	X	-				TYS101200
5	SHIM, METRIC, 1.705MM, INNER DIAMETER 32.5MM \$	X	-				TYS101220
5	SHIM, METRIC, 1.655MM, INNER DIAMETER 32.5MM \$	X	-				TYS101240
5	SHIM, METRIC, 1.605MM, INNER DIAMETER 32.5MM \$	X	-				TYS101260
5	SHIM, METRIC, 1.555MM, INNER DIAMETER 32.5MM \$	X	-				TYS101280
5	SHIM, METRIC, 1.505MM, INNER DIAMETER 32.5MM \$	X	-				TYS101300
6	BOLT, 3/8UNF \$	10	-				FTC5150
7	SEALANT - SILICONE \$	X	-				RTC3254

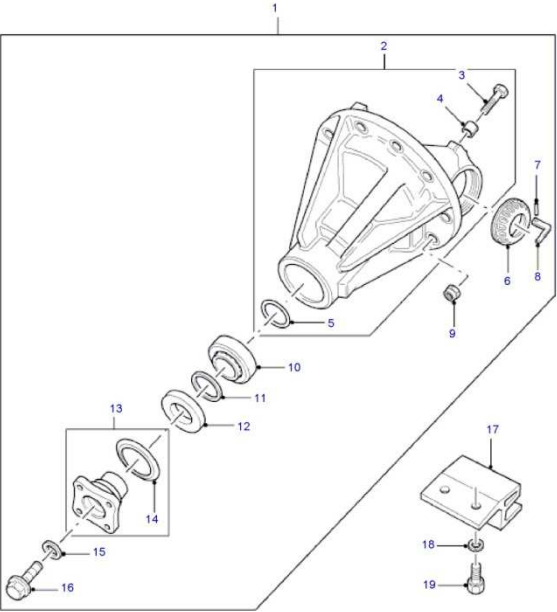
With compliments from ,  
Catalogue: Defender 2007-  
Section: B02.015 DIFFERENTIAL ASSEMBLY (FROM (V)7A000001)



B02.015  
09-2007  
L8  
LE0106

Callout	Description	Qty	OSI	From	To	E	Number
1	DIFFERENTIAL, NEW, STANDARD, BEFORE ORDERING PLEASE CHECK FOR SERVICE EXCHANGE VERSION, AXLE DIFFERENTIAL - FRONT 2 PIN \$	1	Y		(V)BA822269	S	TBB000250
1	DIFFERENTIAL, EXCHANGE PART (RE-MANUFACTURED), STANDARD, AXLE DIFFERENTIAL - FRONT 2 PIN \$	1	-			E	LR008859
1	DIFFERENTIAL, NEW, STANDARD, BEFORE ORDERING PLEASE CHECK FOR SERVICE EXCHANGE VERSION, AXLE DIFFERENTIAL - FRONT 2 PIN \$	1	-	(V)BA822270		S	LR027943
1	DIFFERENTIAL, EXCHANGE PART (RE-MANUFACTURED), STANDARD, AXLE DIFFERENTIAL - FRONT 2 PIN \$	1	-	(V)BA822270		E	LR032352
1	DIFFERENTIAL, NEW, HEAVY DUTY, BEFORE ORDERING PLEASE CHECK FOR SERVICE EXCHANGE VERSION, AXLE DIFFERENTIAL - FRONT 4 PIN, LESS ANTI-LOCK BRAKING SYSTEM \$	1	-			S	TBB000280
1	DIFFERENTIAL, EXCHANGE PART (RE-MANUFACTURED), HEAVY DUTY, AXLE DIFFERENTIAL - FRONT 4 PIN, LESS ANTI-LOCK BRAKING SYSTEM \$	1	-			E	LR009498
2	HOUSING - DIFF. LOCK SHIFT \$	1	-				FRC4112
3	BOLT, M12 X 60 \$	4	-				UYG500060
4	DOWEL \$	4	-				TYU100110
5	SHIM, METRIC, 2.255MM, INNER DIAMETER 64MM \$	X	-				TYS100870
5	SHIM, METRIC, 2.210MM, INNER DIAMETER 64MM \$	X	-				TYS100900
5	SHIM, METRIC, 2.150MM, INNER DIAMETER 64MM \$	X	-				TYS100940
5	SHIM, METRIC, 2.105MM, INNER DIAMETER 64MM \$	X	-				TYS100970
5	SHIM, METRIC, 2.060MM, INNER DIAMETER 64MM \$	X	-				TYS101000
5	SHIM, METRIC, 2.155MM, INNER DIAMETER 32.5MM \$	X	-				TYS101040
5	SHIM, METRIC, 2.105MM, INNER DIAMETER 32.5MM \$	X	-				TYS101060
5	SHIM, METRIC, 2.055MM, INNER DIAMETER 32.5MM \$	X	-				TYS101080
5	SHIM, METRIC, 2.005MM, INNER DIAMETER 32.5MM \$	X	-				TYS101100
5	SHIM, METRIC, 1.955MM, INNER DIAMETER 32.5MM \$	X	-				TYS101120
5	SHIM, METRIC, 1.905MM, INNER DIAMETER 32.5MM \$	X	-				TYS101140
5	SHIM, METRIC, 1.855MM, INNER DIAMETER 32.5MM \$	X	-				TYS101160
5	SHIM, METRIC, 1.805MM, INNER DIAMETER 32.5MM \$	X	-				TYS101180
5	SHIM, METRIC, 1.755MM, INNER DIAMETER 32.5MM \$	X	-				TYS101200
5	SHIM, METRIC, 1.705MM, INNER DIAMETER 32.5MM \$	X	-				TYS101220
5	SHIM, METRIC, 1.655MM, INNER DIAMETER 32.5MM \$	X	-				TYS101240
5	SHIM, METRIC, 1.605MM, INNER DIAMETER 32.5MM \$	X	-				TYS101260
5	SHIM, METRIC, 1.555MM, INNER DIAMETER 32.5MM \$	X	-				TYS101280
5	SHIM, METRIC, 1.505MM, INNER DIAMETER 32.5MM \$	X	-				TYS101300

➤ See next page

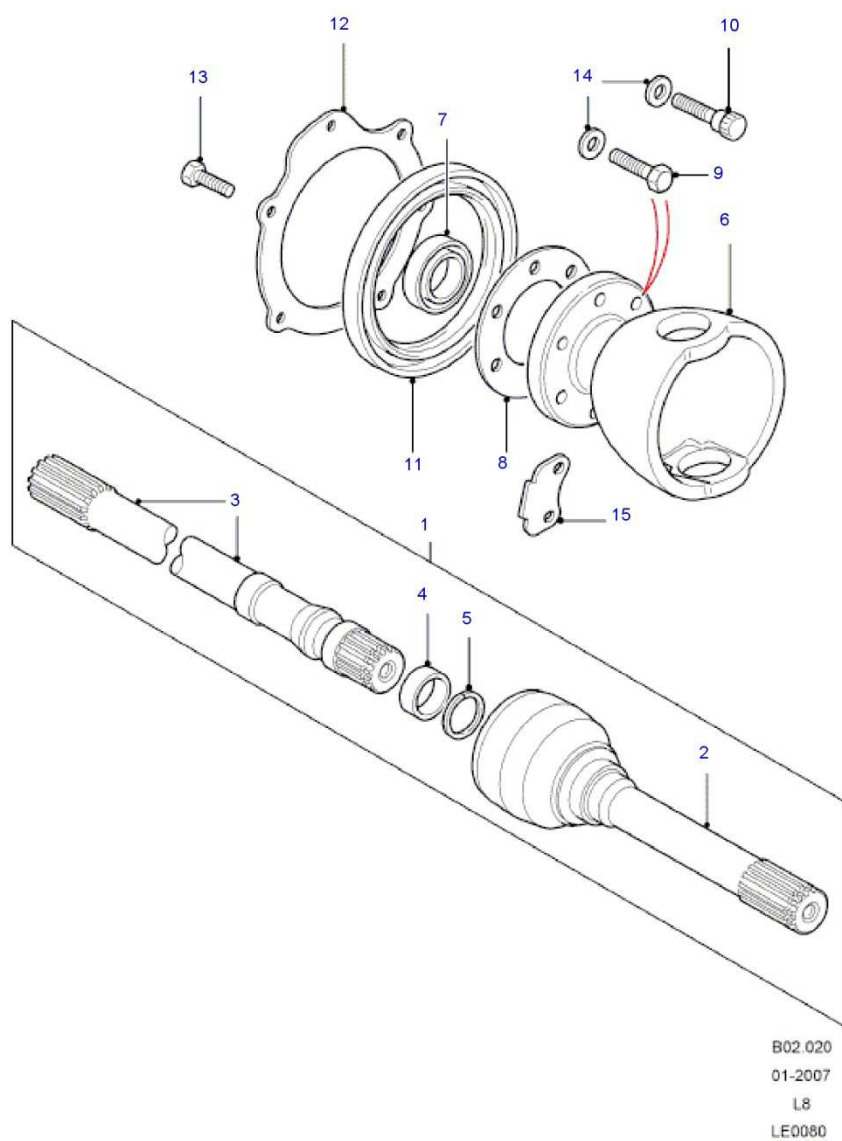


B02.015  
09-2007  
L8  
LE0106

➤ Continued

6	RING - LOCK \$	2	-				FTC4210
7	PIN \$	2	-				576159
8	TAB-DIFFERENTIAL LOCKING RING \$	2	Y				<i>FRCS661</i>
9	NUT - HEX., HEXAGONAL HEAD, 3/8, UNF, NYLOC \$	10	-				NY606042
10	BEARING \$	1	-				539707
11	SPACER - PINION BEARING \$	1	-				539745
12	SEAL \$	1	-				FTC5258
13	FLANGE \$	1	-				TXW500010
14	SHIELD \$	1	Y		(V)9A777776		<i>TBA500010</i>
14	SHIELD \$	1	-	(V)9A777777			LR017552
15	WASHER \$	1	-				FTC5413
16	BOLT, M12 X 30 \$	1	-				FS112306P
17	BRACKET \$	1	-				QEU101060
18	WASHER \$	2	-				WM600061L
19	SCREW \$	2	-				SH406062

With compliments from ,  
Catalogue: Defender 2007-  
Section: B02.020 DRIVE SHAFTS (FROM (V)7A000001)

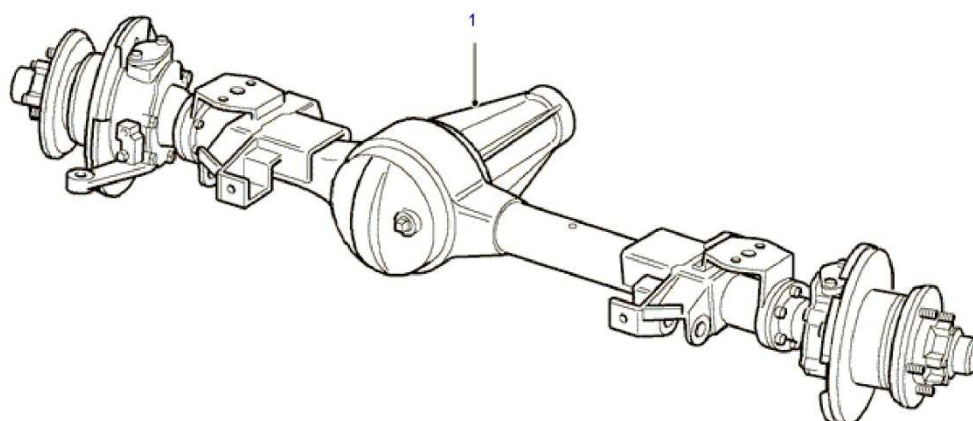




Callout	Description	Qty	OSI	From	To	E	Number
1	SHAFT - DRIVE, RH \$	1	-				TDB500280
1	SHAFT - DRIVE, LH \$	1	-				TDB500290
2	JOINT - CV, SERVICED IN ASSEMBLY ONLY \$	1	-				NLA
3	SHAFT - FRONT AXLE, SERVICED IN ASSEMBLY ONLY, RH \$	1	-				NLA
3	SHAFT - FRONT AXLE, SERVICED IN ASSEMBLY ONLY, LH \$	1	-				NLA
4	SPACER, SERVICED IN ASSEMBLY ONLY \$	1	-				NLA
5	CIRCLIP, SERVICED IN ASSEMBLY ONLY, FRONT AXLE SHAFT TO CV JOINT \$	1	-				NLA
6	HOUSING \$	2	Y		(V)BA777776		FRC7065
6	HOUSING \$	2	-	(V)BA777777			FTC5366
7	SEAL \$	2	-				FTC3276
8	GASKET \$	2	-				FTC3646
9	BOLT, M10, DOUBLE HEX \$	12	Y		(V)7A999999		TYG100590
9	BOLT, M10, DOUBLE HEX \$	12	-	(V)8A000001			UYG500050
10	BOLT, M10, DOUBLE HEX, DOWEL \$	2	-				UYG500040
11	SEAL, 9MM \$	2	-				FTC3401
12	RETAINER - OIL SEAL \$	2	-				RRY500180
13	SCREW, M6 X 12MM, FLANGED HEAD \$	12	-				FS106125L
14	WASHER, PLAIN \$	14	-				FRC8530
15	BRACKET, LOCK STOP \$	1	-				TAU100170

With compliments from ,  
Catalogue: Defender 2007-  
Section: B02.025 FRONT AXLE ASSEMBLY ('90" WHEELBASE' FROM (V)7A000001)

---



AHEXCA1A

© 2004 - 2012 Infomedia Ltd and its licensors.

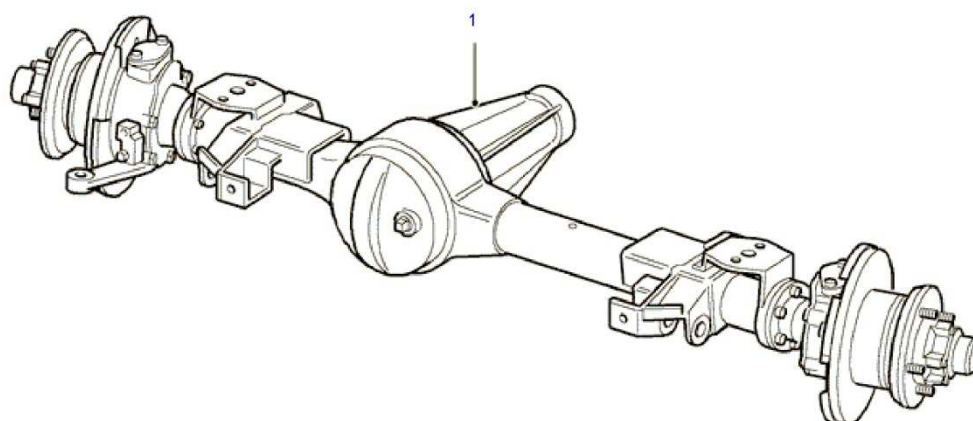
Callout	Description	Qty	OSI	From	To	E	Number
1	AXLE/DRIVE UNIT ASSEMBLY 4X4-FRONT, '90" WHEELBASE', WITH NON-VENTILATED DISC BRAKES, LESS ANTI-LOCK BRAKING SYSTEM, LESS ANTI-SPIN TRACTION SYSTEM \$	1	-		(V)BA999999		TAG500480
1	AXLE/DRIVE UNIT ASSEMBLY 4X4-FRONT, '90" WHEELBASE', WITH NON-VENTILATED DISC BRAKES, 4 WHEEL ANTI-LOCK BRAKING SYSTEM, WITH ENGINE TRACTION CONTROL BRAKE \$	1	-		(V)BA999999		TAG500500
1	AXLE/DRIVE UNIT ASSEMBLY 4X4-FRONT, HEAVY DUTY, '90" WHEELBASE', WITH VENTILATED DISC BRAKES, LESS ANTI-LOCK BRAKING SYSTEM, LESS ANTI-SPIN TRACTION	1	-		(V)CA444443		TAG500430
1	AXLE/DRIVE UNIT ASSEMBLY 4X4-FRONT, '90" WHEELBASE', LESS ANTI-SPIN TRACTION SYSTEM \$	1	-	(V)CA444444			LR040912
1	AXLE/DRIVE UNIT ASSEMBLY 4X4-FRONT, HEAVY DUTY, '90" WHEELBASE', WITH VENTILATED DISC BRAKES, 4 WHEEL ANTI-LOCK BRAKING SYSTEM, WITH ENGINE TRACTION	1	-		(V)CA444443		TAG500450
1	AXLE/DRIVE UNIT ASSEMBLY 4X4-FRONT, '90" WHEELBASE', WITH ENGINE TRACTION CONTROL BRAKE \$	1	-	(V)CA444444			LR040913

With compliments from ,

Catalogue: Defender 2007-

Section: B02.026 FRONT AXLE ASSEMBLY ('110" WHEELBASE' FROM (V)7A000001)

---



AHEXCA1A

© 2004 - 2012 Infomedia Ltd and its licensors.

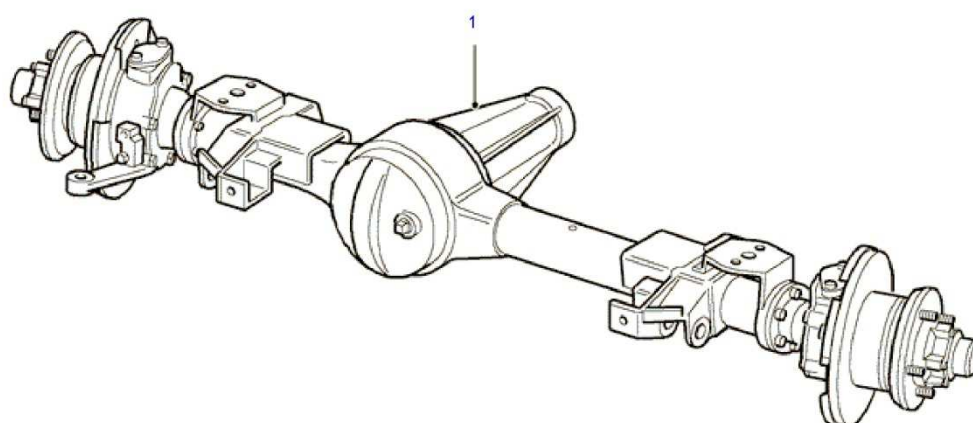
Callout	Description	Qty	OSI	From	To	E	Number
1	AXLE/DRIVE UNIT ASSEMBLY 4X4-FRONT, '110" WHEELBASE', WITH VENTILATED DISC BRAKES, LESS ANTI-LOCK BRAKING SYSTEM, LESS ANTI-SPIN TRACTION SYSTEM \$	1	-		(V)CA444443		TAG500430
1	AXLE/DRIVE UNIT ASSEMBLY 4X4-FRONT, '110" WHEELBASE', AXLE DIFFERENTIAL - FRONT 2 PIN, LESS ANTI-SPIN TRACTION SYSTEM \$	1	-	(V)CA444444			LR040912
1	AXLE/DRIVE UNIT ASSEMBLY 4X4-FRONT, '110" WHEELBASE', WITH VENTILATED DISC BRAKES, 4 WHEEL ANTI-LOCK BRAKING SYSTEM \$	1	-		(V)CA444443		TAG500450
1	AXLE/DRIVE UNIT ASSEMBLY 4X4-FRONT, '110" WHEELBASE', AXLE DIFFERENTIAL - FRONT 2 PIN, WITH ENGINE TRACTION CONTROL BRAKE \$	1	-	(V)CA444444			LR040913
1	AXLE/DRIVE UNIT ASSEMBLY 4X4-FRONT, HEAVY DUTY, '110" WHEELBASE', WITH VENTILATED DISC BRAKES, LESS ANTI-LOCK BRAKING SYSTEM, LESS ANTI-SPIN TRACTION	1	-		(V)CA444443		TAG500460
1	AXLE/DRIVE UNIT ASSEMBLY 4X4-FRONT, HEAVY DUTY, '110" WHEELBASE', AXLE DIFFERENTIAL - FRONT 4 PIN, LESS ANTI-SPIN TRACTION SYSTEM \$	1	-	(V)CA444444			LR040914

With compliments from ,

Catalogue: Defender 2007-

Section: B02.027 FRONT AXLE ASSEMBLY ('130" WHEELBASE' FROM (V)7A000001)

---

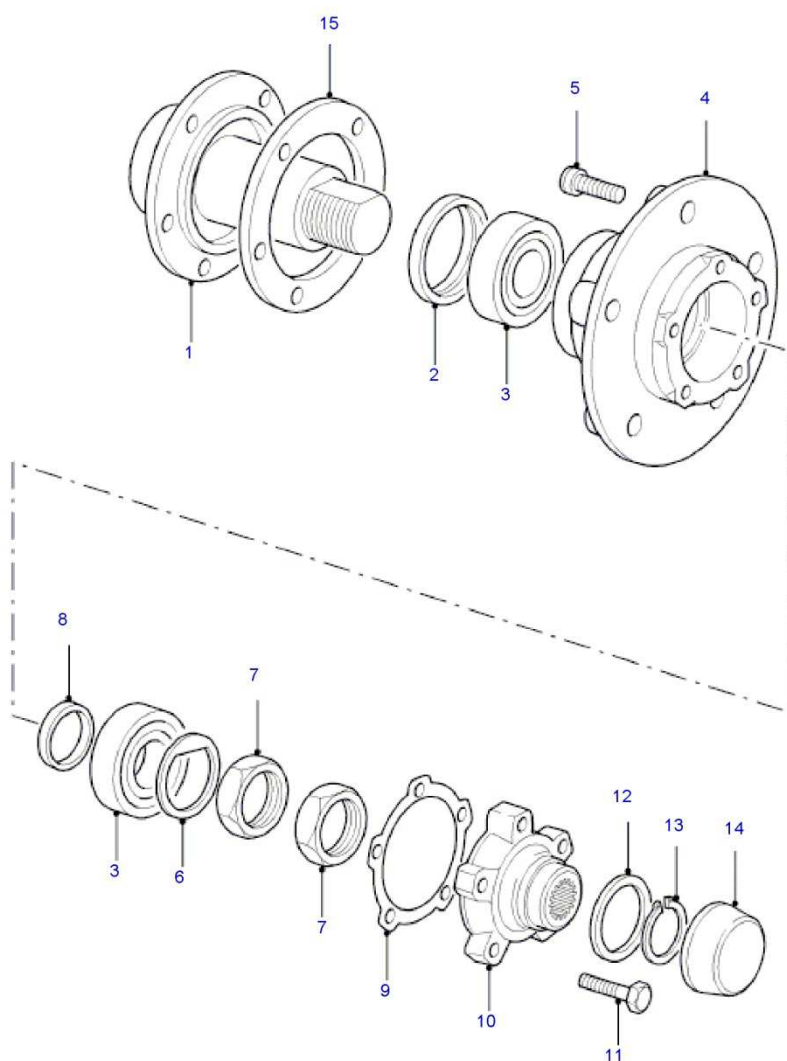


AHEXCA1A

© 2004 - 2012 Infomedia Ltd and its licensors.

Callout	Description	Qty	OSI	From	To		E	Number
1	AXLE/DRIVE UNIT ASSEMBLY 4X4-FRONT, '130" WHEELBASE', WITH VENTILATED DISC BRAKES, LESS ANTI-LOCK BRAKING SYSTEM, LESS ANTI-SPIN TRACTION SYSTEM \$	1	-		(V)CA444443			TAG500430
1	AXLE/DRIVE UNIT ASSEMBLY 4X4-FRONT, '130" WHEELBASE', LESS ANTI-SPIN TRACTION SYSTEM \$	1	-	(V)CA444444				LR040912
1	AXLE/DRIVE UNIT ASSEMBLY 4X4-FRONT, '130" WHEELBASE', WITH VENTILATED DISC BRAKES, 4 WHEEL ANTI-LOCK BRAKING SYSTEM, WITH ENGINE TRACTION CONTROL BRAKE \$	1	-		(V)CA444443			TAG500450
1	AXLE/DRIVE UNIT ASSEMBLY 4X4-FRONT, '130" WHEELBASE', WITH ENGINE TRACTION CONTROL BRAKE \$	1	-	(V)CA444444				LR040913

With compliments from ,  
Catalogue: Defender 2007-  
Section: B02.030 FRONT AXLE HUB (FROM (V)7A000001)



B02.030  
01-2007  
L8  
LE0086

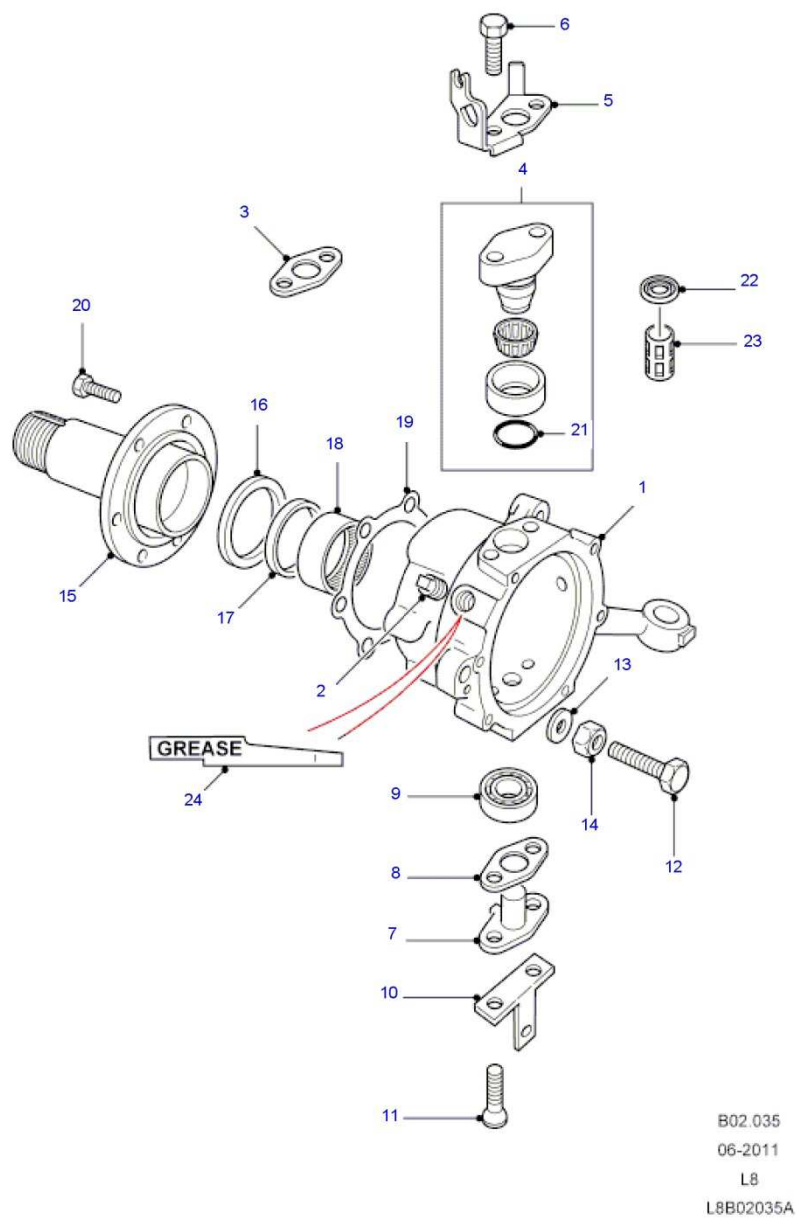


Callout	Description	Qty	OSI	From	To	E	Number
1	AXLE-STUB-HUB FRONT SUSPENSION \$	2	-				FTC3154
2	SEAL, INNER \$	2	-				FTC4785
3	BEARING \$	4	-				STC4382
4	HUB \$	2	Y		(V)7A777665		FTC0942
4	HUB \$	2	-	(V)7A777666			RUB500240
5	STUD \$	10	-				RUF500010
6	WASHER \$	2	-				FTC5241
7	LOCKNUT, AXLE CODE 10M, AXLE CODE 11M, AXLE CODE 12M, AXLE CODE 13M, AXLE CODE 14M, AXLE CODE 15M, AXLE CODE 16M, AXLE CODE 17M \$	2	-				RFD100000
8	SPACER, PURPLE, 15.5MM \$	X	-				TOF100000
8	SPACER, YELLOW, 15.4MM \$	X	-				TOF100010
8	SPACER, 15.3MM, RED \$	X	-				TOF100020
8	SPACER, BLUE., 15.2MM \$	X	-				TOF100030
8	SPACER, GREEN, 15.1MM \$	X	-				TOF100040
8	SPACER, BLACK, 15.0MM \$	X	-				TOF100050
8	SPACER, WHITE., 14.9MM \$	X	-				TOF100060
9	GASKET-AXLE SHAFT DRIVE MEMBER \$	2	-				571752
10	FLANGE-DRIVING SHAFT JOINT \$	1	-				RUC105200
11	BOLT, M10 X 45 \$	10	-				BX110095M
12	SHIM, 0.45MM \$	2	-				FRC6782
12	SHIM, 0.60MM \$	2	-				FRC6783
12	SHIM, 0.75MM \$	2	-				FRC6784
12	SHIM, 1.05MM \$	2	-				FRC6786
12	SHIM, 1.20MM \$	2	-				FRC6787
12	SHIM, 1.35MM \$	2	-				FRC6788
12	SHIM, 1.50MM \$	2	-				FRC6789
13	CIRCLIP, AXLE SHAFT TO HUB DRIVING MEMBER \$	2	-				549473
14	CAP-DRIVESHAFT COUPLING BOLT LOCKING, WITH LAND ROVER LOGO \$	2	-				FTC5414
15	PLATE-FRONT & REAR STUB AXLE LOCKING, LESS ANTI-LOCK BRAKING SYSTEM \$	2	-				FRC2310
15	PLATE-FRONT & REAR STUB AXLE LOCKING, 4 WHEEL ANTI-LOCK BRAKING SYSTEM \$	2	-				FTC1378

With compliments from ,

Catalogue: Defender 2007-

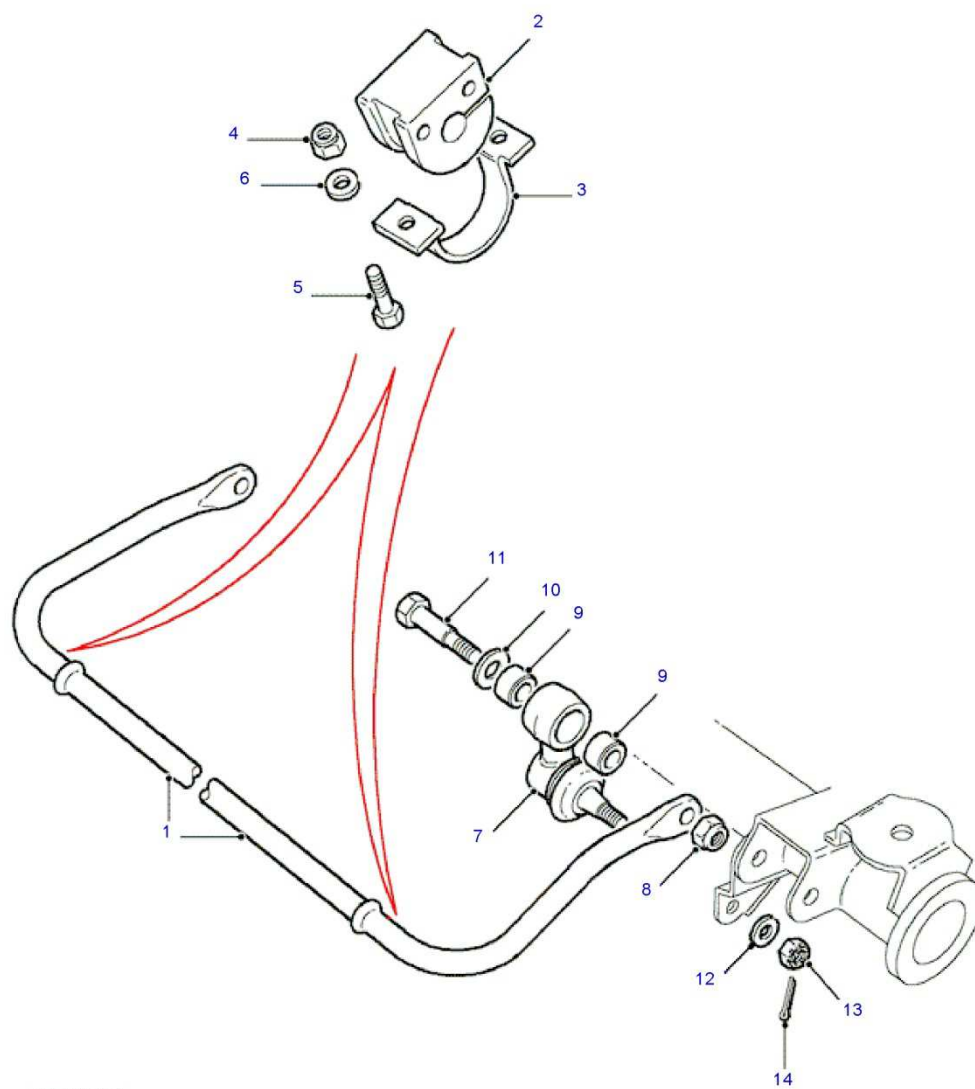
Section: B02.035 SWIVEL PIN HOUSING (FROM (V)7A000001)



Callout	Description	Qty	OSI	From	To	E	Number
1	HOUSING-SWIVEL PIN, LH \$	1	-				FTC5297
1	HOUSING-SWIVEL PIN, RH \$	1	-				FTC5298
2	PLUG-LEVEL \$	1	-				3292
3	SHIM, "0.003" \$	2	-				FRC2883
3	SHIM, "0.005" \$	2	-				FRC2884
3	SHIM, "0.01" \$	2	-				FRC2885
3	SHIM, "0.03" \$	2	-				FRC2886
4	KIT-SWIVEL PIN-UPPER, LESS ANTI-LOCK BRAKING SYSTEM \$	2	-				TAR100040
4	KIT-SWIVEL PIN-UPPER, 4 WHEEL ANTI-LOCK BRAKING SYSTEM \$	2	-				TAR100050
5	BRACKET-BRAKE PIPE, RH \$	1	-				SHU000040
5	BRACKET-BRAKE PIPE, LH \$	1	-				SHU000050
6	BOLT, HEXAGONAL HEAD, M10 X 35 \$	4	Y		(V)7A999999		BX110071M
6	BOLT, HEXAGONAL HEAD, M10 X 35 \$	4	-	(V)8A000001			BX110076M
7	PIN, LOWER \$	2	-				FRC2894
8	GASKET-LOWER SWIVEL PIN, ASBESTOS FREE \$	2	-				FTC3647
9	BEARING-TAPER ROLLER, LOWER \$	4	-				606666
10	BRACKET \$	2	-				FRC3725
11	BOLT, M8, HEXAGONAL HEAD \$	4	Y				FS100307L
12	BOLT, SHOULDERED, HEXAGONAL HEAD, M12 X 50 \$	2	-				SH112505
13	WASHER-PLAIN, M12 X 22 \$	2	-				WB112081L
14	NUT-HEXAGONAL-THIN, M12 \$	2	-				FN112046
15	AXLE-STUB-HUB FRONT SUSPENSION \$	2	-				FTC3154
16	WASHER-FRONT HUB THRUST \$	2	-				FTC56
17	SEAL-STUB AXLE, INNER \$	2	-				FTC5268
18	BEARING-FRONT/REAR AXLE HUB, SWIVEL PIN HOUSING \$	2	-				FTC861
19	GASKET-STUB AXLE, ASBESTOS FREE, LESS ANTI-LOCK BRAKING SYSTEM \$	2	-				FTC3648
19	GASKET-STUB AXLE, ASBESTOS FREE, 4 WHEEL ANTI-LOCK BRAKING SYSTEM \$	2	-				FTC3650
20	SCREW, HEXAGONAL HEAD, M10 X 25 \$	12	-				SX110256M
21	O RING \$	2	-				TYX100570
22	SEAL-ANTILOCK BRAKE SYSTEM SENSOR, 4 WHEEL ANTI-LOCK BRAKING SYSTEM \$	1	-				FTC1376
23	BUSH, ANTILOCK BRAKE SYSTEM SENSOR, 4 WHEEL ANTI-LOCK BRAKING SYSTEM \$	1	-		(V)BA888887		FTC1374
23	BUSH, ANTILOCK BRAKE SYSTEM SENSOR, 4 WHEEL ANTI-LOCK BRAKING SYSTEM \$	1	-	(V)BA888888			LR029522
24	GREASE, 375CC, ONE SHOT, CAN BE USED INSTEAD OF OIL IN SWIVEL PIN HOUSING \$	1	-				STC3435

With compliments from ,  
Catalogue: Defender 2007-  
Section: B03.005 ANTI ROLL BAR (FROM (V)7A000001)

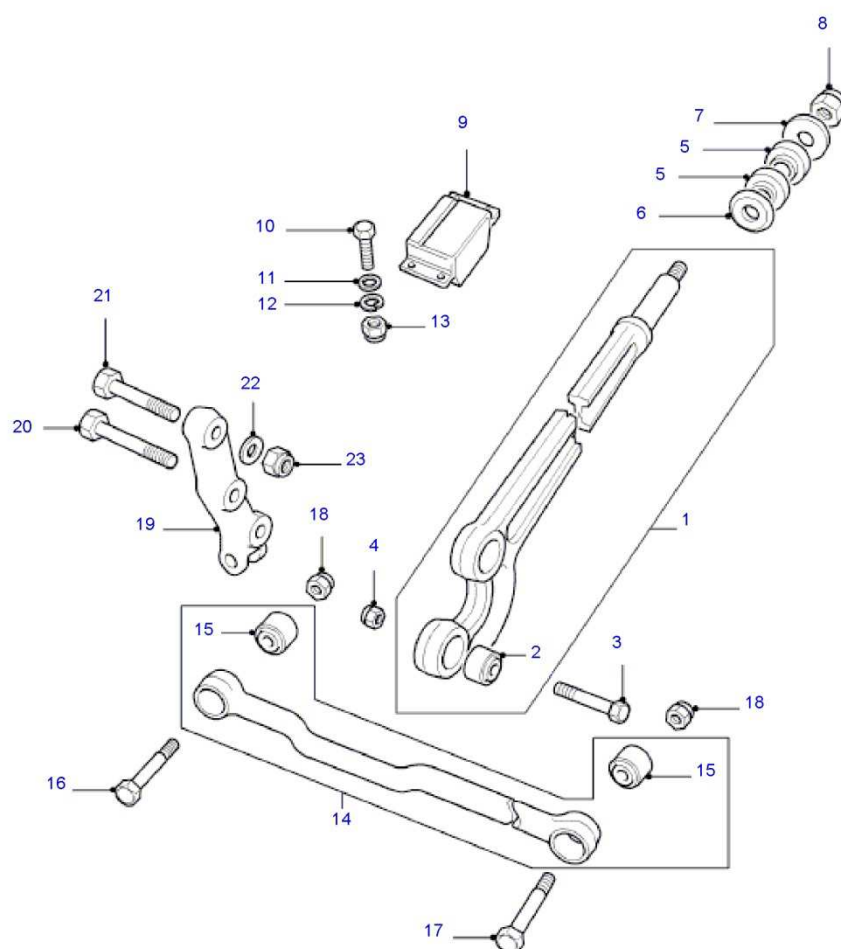
---



AHEXIC2A

Callout	Description	Qty	OSI	From	To	E	Number
1	BAR-ANTI-ROLL FRONT SUSPENSION \$	1	Y		(V)BA408791		NTC6837
1	BAR-ANTI-ROLL FRONT SUSPENSION \$	1	-	(V)BA408792			LR033037
2	BUSH-ANTI-ROLL BAR \$	2	-				NTC6828
3	BRACKET-CLAMP ROLL BAR MOUNTING \$	2	-				NTC6776
4	NUT - HEX., M10, NYLOC, FLANGE \$	4	-				NY110047L
5	SCREW, M10 X 35 \$	4	-				FS110356
6	WASHER, M10 \$	4	-				WA110066
7	JOINT - BALL \$	2	-				NTC1888
8	NUT - HEX., M16 \$	2	-				NV116041L
9	BUSH \$	4	Y				8510241
10	WASHER \$	2	Y		(V)7A739223		264024
10	WASHER \$	2	-	(V)7A739224			RYF500160
11	PIN \$	2	Y		(V)7A738042		NTC8202
11	PIN \$	2	-	(V)7A738043			RYG501480
12	WASHER-PLAIN, M12 X 28 \$	2	-				WC112081L
13	NUT-CASTLE, M12 \$	2	-				NC112046
14	PIN-SPLIT, 3.2 X 32 \$	2	-				UYT500030

With compliments from ,  
Catalogue: Defender 2007-  
Section: B03.010 RADIUS ARMS & LINKS (FROM (V)7A000001)

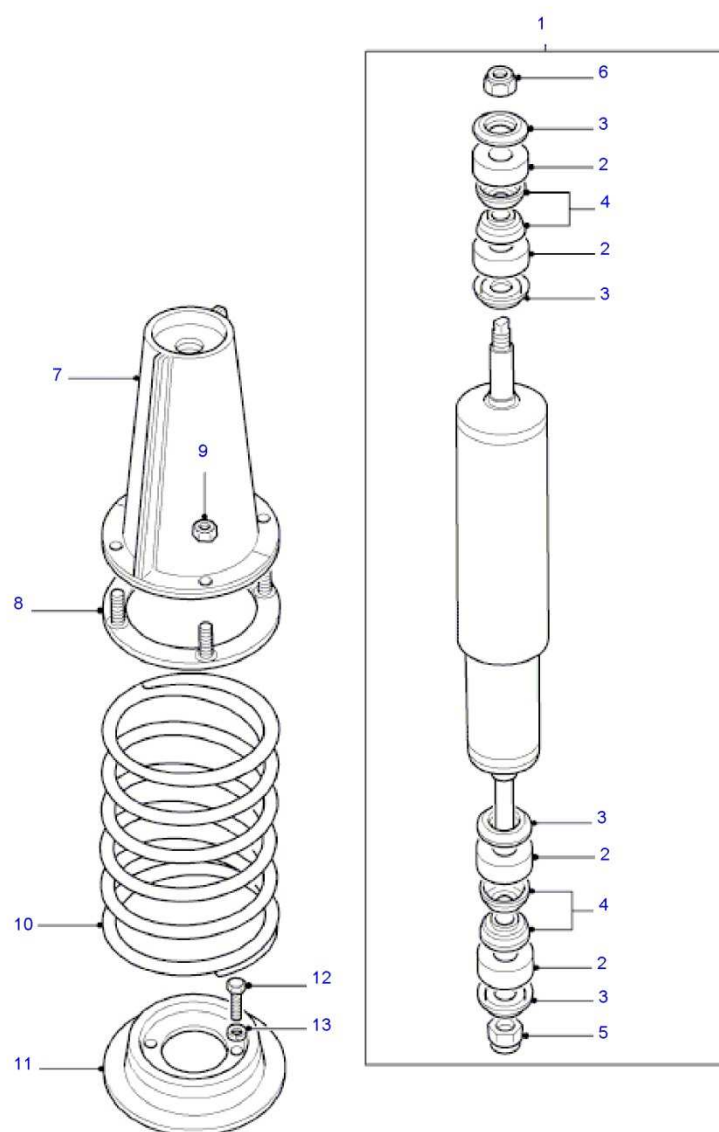


B03.010  
06-2008  
L8  
LE0085A

Callout	Description	Qty	OSI	From	To	E	Number
1	ARM ASSEMBLY-RADIUS FRONT SUSPENSION \$	2	Y		(V)CA422000		NTC7331
1	ARM ASSEMBLY-RADIUS FRONT SUSPENSION \$	2	-	(V)CA422001			LR041266
2	BUSH-FRONT SUSPENSION RADIUS ARM \$	4	-				NTC6781
3	BOLT, M16 X 100MM, DACROMAT \$	4	-				RYG501550
4	NUT - HEX., M16, NYLOC \$	4	-				ANR3140
5	BUSH \$	4	-				ANR6971
6	WASHER-CUP \$	2	-				RYF500270
7	WASHER-PLAIN \$	2	-				RYF500260
8	NUT-HEXAGONAL-NYLOC, M20 \$	2	-				NY120046
9	STOP-FRONT SUSPENSION REBOUND \$	2	-				ANR4188
10	SCREW, FLANGED HEAD, M8 X 20MM, '90" AND 110" WHEELBASE' \$	4	-				FS108207L
10	SCREW, M8 X 50, FLANGED HEAD, '130" WHEELBASE' \$	4	-				FB108101L
11	WASHER, 8MM, '90" AND 110" WHEELBASE' \$	4	-				WA108056
12	WASHER, M8, SPRUNG \$	4	-				WL108007L
13	NUT - HEX., M8, NYLOC, '90" AND 110" WHEELBASE' \$	4	Y				NY108041
13	NUT - HEX., M8, FLANGED HEAD, '130" WHEELBASE' \$	4	-				FN108046
14	ROD-FRONT SUSPENSION PANHARD, RHD \$	1	-				RB1100041
14	ROD-FRONT SUSPENSION PANHARD, LHD \$	1	-				RB1100031
15	BUSH-PANHARD ROD \$	2	-				RBX101340
16	BOLT, FLANGED HEAD, M16 X 82 \$	1	-				RYG501560
17	BOLT, FLANGED HEAD, M16 X 82 \$	1	-				RYG501560
18	NUT - HEX., M16, NYLOC, FLANGED HEAD \$	2	-				ANR3140
19	BRACKET, RHD \$	1	-		(V)CA422000		RBJ102940
19	BRACKET, RHD \$	1	-	(V)CA422001			LR041263
19	BRACKET, LHD \$	1	-		(V)CA422000		RBJ102950
19	BRACKET, LHD \$	1	-	(V)CA422001			LR041262
20	BOLT, 1/2UNF X 6 1/4 \$	1	-				FC112326
21	BOLT, 1/2UNF X 4 3/4 \$	1	-				FC112246
22	WASHER-PLAIN, M12 X 28 \$	2	-				WC112081L
23	NUT - HEX., NYLOC, HEXAGONAL, 1/2UNF \$	2	-				FY112056

With compliments from ,  
Catalogue: Defender 2007-  
Section: B03.015 SHOCK ABSORBERS & SPRINGS (FROM (V)7A000001)

---



B03.015  
01-2007  
L8  
LE0094

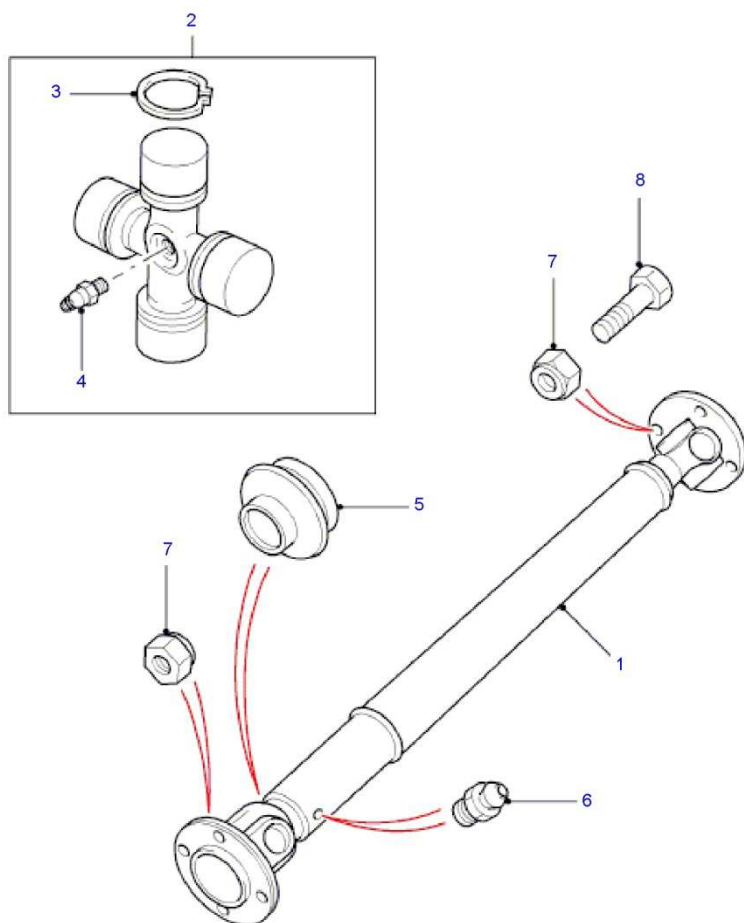


Callout	Description	Qty	OSI	From	To		E	Number
1	DAMPER ASSEMBLY FRONT, '90" WHEELBASE' \$	2	-		(V)7A738815			RSC100040
1	DAMPER ASSEMBLY FRONT, '90" WHEELBASE' \$	2	-	(V)7A738816				RSC500290
1	DAMPER ASSEMBLY FRONT, ('110" WHEELBASE' OR '130" WHEELBASE') \$	2	-					RSC500290
2	BUSH-DAMPER MOUNTING \$	8	Y		(V)8A999999			8510240
2	BUSH-DAMPER MOUNTING \$	8	-	(V)9A000001				552818
3	WASHER \$	8	-					RYF500240
4	WASHER \$	8	-					RYF500200
5	NUT - HEX., M12, NYLOC \$	2	-					RYH501080
6	NUT - HEX., M12, NYLOC \$	2	-					RYH501080
7	BRACKET-FRONT SPRING MOUNTING \$	2	-					NRC6372
8	RING-RETENTION \$	2	-					RNJ500010
9	NUT - HEX., FLANGED, NYLOC \$	8	-					FX108046
10	SPRING-ROAD-COIL, GREEN, DRIVER, BLUE., FRONT, '90" WHEELBASE' \$	1	-		(V)AA798475			REB500200
10	SPRING-ROAD-COIL, GREEN, DRIVER, BLUE., FRONT, LHD, '90" WHEELBASE' \$	1	-	(V)AA798476				REB500200
10	SPRING-ROAD-COIL, PASSENGER, BLUE/YELLOW., FRONT, '90" WHEELBASE' \$	1	Y		(V)8A762795			REB500210
10	SPRING-ROAD-COIL, PASSENGER, BLUE/YELLOW., FRONT, '90" WHEELBASE' \$	1	-	(V)8A762795	(V)AA798475			REB500220
10	SPRING-ROAD-COIL, PASSENGER, BLUE/YELLOW., FRONT, LHD, '90" WHEELBASE' \$	1	-	(V)AA798476				REB500220
10	SPRING-ROAD-COIL, BLUE/YELLOW., FRONT, RHD, '90" WHEELBASE' \$	2	-	(V)AA798476				REB500220
10	SPRING-ROAD-COIL, DRIVER, BLUE., RED, FRONT, RHD, '90" WHEELBASE' \$	1	-	(V)8A000001				NRC9448
10	SPRING-ROAD-COIL, DRIVER, WHITE., FRONT, LHD, '110" WHEELBASE' \$	1	-					NRC8044
10	SPRING-ROAD-COIL, PASSENGER, YELLOW, FRONT, LHD, '110" WHEELBASE' \$	1	-					NRC8045
10	SPRING-ROAD-COIL, YELLOW, FRONT, RHD, '110" WHEELBASE' \$	2	-					NRC8045
10	SPRING-ROAD-COIL, DRIVER, BLUE., RED, HEAVY DUTY SUSPENSION, FRONT, '110" WHEELBASE' \$	1	-					NRC9448
10	SPRING-ROAD-COIL, PASSENGER, YELLOW, WHITE., HEAVY DUTY SUSPENSION, FRONT, '110" WHEELBASE' \$	1	-					NRC9449
10	SPRING-ROAD-COIL, DRIVER, BLUE., RED, FRONT, '130" WHEELBASE' \$	1	-					NRC9448
10	SPRING-ROAD-COIL, PASSENGER, YELLOW, WHITE., HEAVY DUTY SUSPENSION, FRONT, '110" WHEELBASE' \$	1	-					NRC9449
10	SPRING-ROAD-COIL, DRIVER, BLUE., RED, FRONT, '130" WHEELBASE' \$	1	-					NRC9448
10	SPRING-ROAD-COIL, PASSENGER, YELLOW, WHITE., FRONT, '130" WHEELBASE' \$	1	-					NRC9449
11	SEAT-SUSPENSION SPRING LOWER \$	2	-					NRC9700
12	BOLT, HEXAGONAL HEAD, M10 X 25 \$	4	-					FS110256
13	WASHER-SPRING, '5/16"' \$	4	-					WM110001L

With compliments from ,

Catalogue: Defender 2007-

Section: B04.005 PROPSHAFT FRONT (FROM (V)7A000001)



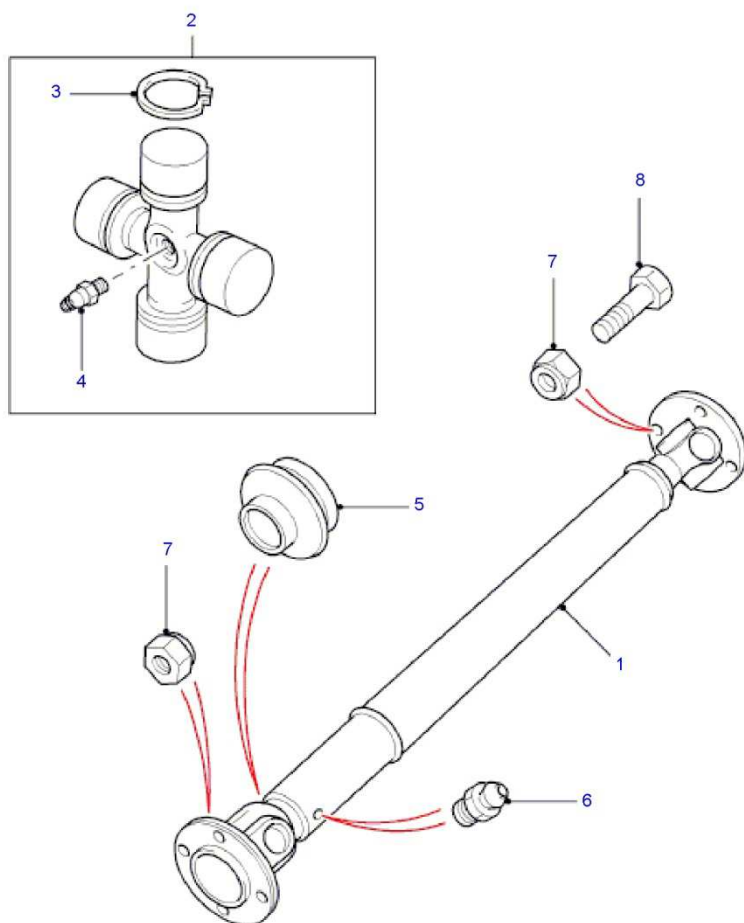
B04 010  
06-2008  
L8  
LE0111

Callout	Description	Qty	OSI	From	To	E	Number
1	PROPELLOR SHAFT \$	1	-		(V)CA555554		LR010465
1	PROPELLOR SHAFT \$	1	-	(V)CA555555			LR044361
2	JOINT-PROPSHAFT UNIVERSAL \$	2	-				TVC500010
3	CIRCLIP \$	X	-				242522
4	NIPPLE-GREASE \$	2	-				TVK500490
5	GAITER-PROPSHAFT SLIDING JOINT \$	1	-				TVE500020
6	NIPPLE-GREASE \$	1	-		(V)7A732615		TVK500490
7	NUT - HEX., '3/8" UNF' \$	8	-		(V)CA555554		NZ606042
7	NUT - HEX., '3/8" UNF' \$	8	-	(V)CA555555			NY606042
8	BOLT, '3/8" UNF' \$	4	-				509045P

With compliments from ,

Catalogue: Defender 2007-

Section: B04.010 PROPSHAFT REAR (FROM (V)7A000001)



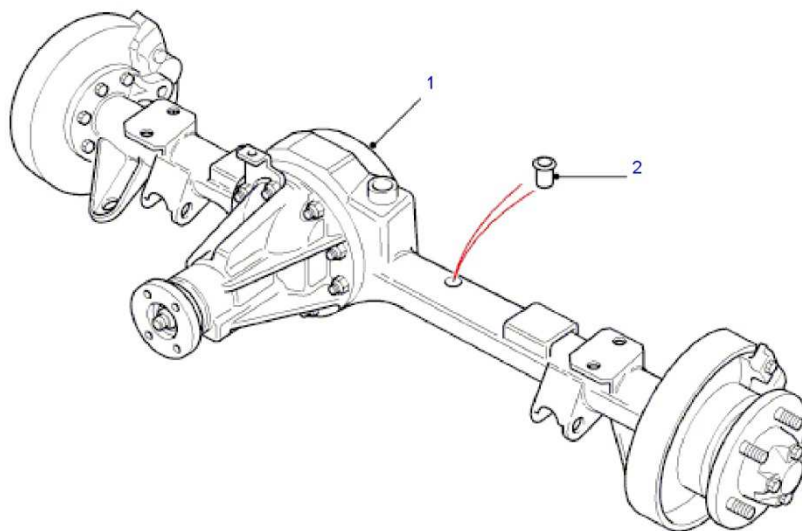
B04.010  
06-2008  
L8  
LE0111

Callout	Description	Qty	OSI	From	To	E	Number
1	PROPELLOR SHAFT, '90" WHEELBASE' \$	1	Y		(V)8A761643		TVB500450
1	PROPELLOR SHAFT, '90" WHEELBASE' \$	1	-	(V)8A761644	(V)CA555554		LR010462
1	PROPELLOR SHAFT, '90" WHEELBASE' \$	1	-	(V)CA555555			LR044296
1	PROPELLOR SHAFT, '110" WHEELBASE' \$	1	Y		(V)8A761643		TVB500480
1	PROPELLOR SHAFT, '110" WHEELBASE' \$	1	-	(V)8A761644			LR010463
1	PROPELLOR SHAFT, '130" WHEELBASE' \$	1	Y		(V)8A761643		TVB500490
1	PROPELLOR SHAFT, '130" WHEELBASE' \$	1	-	(V)8A761644			LR010464
2	JOINT-PROPSHAFT UNIVERSAL, '90" WHEELBASE' \$	2	-				TVC500010
2	JOINT-PROPSHAFT UNIVERSAL, '110" AND 130" WHEELBASE' \$	2	-				RTC3458
3	CIRCLIP \$	8	-				242522
4	NIPPLE-GREASE \$	2	-				TVK500490
5	GAITER-PROPSHAFT SLIDING JOINT \$	1	-				TVE500020
6	NIPPLE-GREASE \$	1	-		(V)7A732615		TVK500490
7	NUT - HEX., 3/8, UNF \$	8	-				NZ606042
8	BOLT, 3/8, UNF \$	4	-				509045P

With compliments from ,

Catalogue: Defender 2007-

Section: B05.005 REAR AXLE ASSEMBLY ('90" WHEELBASE' FROM (V)7A000001)



B05.005  
01-2007  
L8  
LE0088

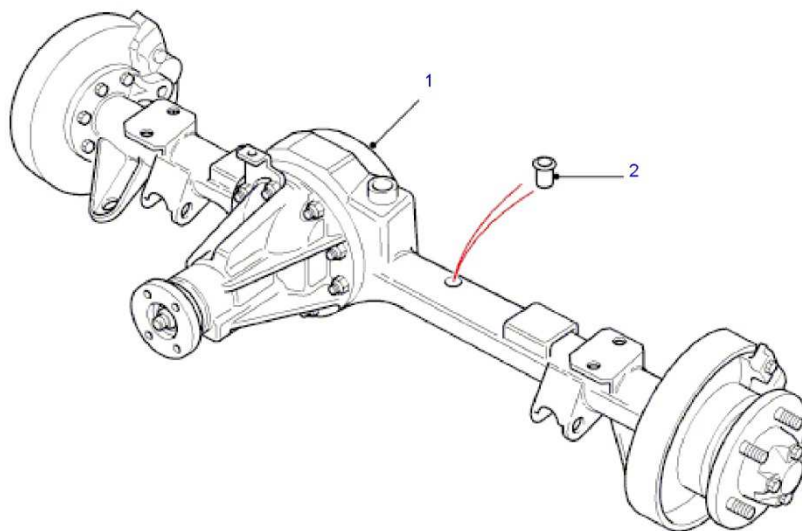
Callout	Description	Qty	OSI	From	To	E	Number
1	AXLE - REAR, REAR AXLE DIFFERENTIAL - 2 PIN, LESS ANTI-LOCK BRAKING SYSTEM \$	1	Y		[V]9A999999		<i>TVK100440</i>
1	AXLE - REAR, REAR AXLE DIFFERENTIAL - 2 PIN, LESS ANTI-LOCK BRAKING SYSTEM, LESS ANTI-SPIN TRACTION SYSTEM \$	1	-	[V]AA000001	[V]CA444443		LR023382
1	AXLE - REAR, REAR AXLE DIFFERENTIAL - 2 PIN, LESS ANTI-SPIN TRACTION SYSTEM \$	1	-	[V]CA444444			LR041127
1	AXLE - REAR, REAR AXLE DIFFERENTIAL - 2 PIN, 4 WHEEL ANTI-LOCK BRAKING SYSTEM \$	1	Y		[V]9A776207		<i>TVK100450</i>
1	AXLE - REAR, REAR AXLE DIFFERENTIAL - 2 PIN, 4 WHEEL ANTI-LOCK BRAKING SYSTEM, WITH ENGINE TRACTION CONTROL BRAKE \$	1	-	[V]9A776208	[V]CA444443		LR013015
1	AXLE - REAR, REAR AXLE DIFFERENTIAL - 2 PIN, WITH ENGINE TRACTION CONTROL BRAKE \$	1	-	[V]CA444444			LR041128
1	AXLE - REAR, REAR AXLE DIFFERENTIAL - 4 PIN, LESS ANTI-SPIN TRACTION SYSTEM \$	1	Y		[V]CA444443		<i>LR023167</i>
1	AXLE - REAR, REAR AXLE DIFFERENTIAL - 4 PIN, LESS ANTI-SPIN TRACTION SYSTEM \$	1	-	[V]CA444444			LR041129
2	ADAPTOR - AXLE VENTILATION \$	1	-				FTC5085

With compliments from ,

Catalogue: Defender 2007-

Section: B05.010 REAR AXLE ASSEMBLY ('110" WHEELBASE' FROM (V)7A000001)

---



B05.010  
01-2007  
L8  
LE0089



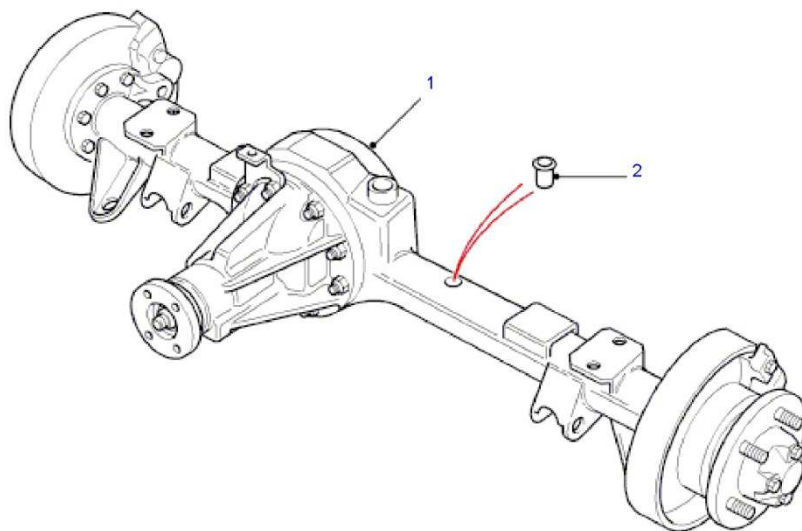
Callout	Description	Qty	OSI	From	To	E	Number
1	AXLE - REAR, LESS ANTI-LOCK BRAKING SYSTEM \$	1	Y		[V]7A999999		TVK000200
1	AXLE - REAR, WITH STANDARD SUSPENSION, LESS ANTI-LOCK BRAKING SYSTEM, LESS ANTI-SPIN TRACTION SYSTEM \$	1	-	[V]8A000001	[V]CA444443		LR025496
1	AXLE - REAR, WITH STANDARD SUSPENSION, LESS ANTI-LOCK BRAKING SYSTEM, LESS ANTI-SPIN TRACTION SYSTEM \$	1	-	[V]CA444444			LR041130
1	AXLE - REAR, 4 WHEEL ANTI-LOCK BRAKING SYSTEM \$	1	Y		[V]9A776207		TVK000210
1	AXLE - REAR, WITH STANDARD SUSPENSION, 4 WHEEL ANTI-LOCK BRAKING SYSTEM, WITH ENGINE TRACTION CONTROL BRAKE \$	1	-	[V]9A776208	[V]CA444443		LR013014
1	AXLE - REAR, WITH STANDARD SUSPENSION, WITH ENGINE TRACTION CONTROL BRAKE \$	1	-	[V]CA444444			LR041131
1	AXLE - REAR, HEAVY DUTY, LESS ANTI-LOCK BRAKING SYSTEM \$	1	Y		[V]7A999999		TVK500010
1	AXLE - REAR, WITH HEAVY DUTY SUSPENSION, LESS ANTI-LOCK BRAKING SYSTEM, LESS ANTI-SPIN TRACTION SYSTEM \$	1	-	[V]8A000001	[V]CA444443		LR025452
1	AXLE - REAR, WITH HEAVY DUTY SUSPENSION, LESS ANTI-SPIN TRACTION SYSTEM \$	1	-	[V]CA444444			LR041132
1	AXLE - REAR, HEAVY DUTY, 4 WHEEL ANTI-LOCK BRAKING SYSTEM \$	1	Y		[V]9A776207		TVK500020
1	AXLE - REAR, WITH HEAVY DUTY SUSPENSION, 4 WHEEL ANTI-LOCK BRAKING SYSTEM, WITH ENGINE TRACTION CONTROL BRAKE \$	1	-	[V]9A776208	[V]CA444443		LR013016
1	AXLE - REAR, WITH HEAVY DUTY SUSPENSION, WITH ENGINE TRACTION CONTROL BRAKE \$	1	-	[V]CA444444			LR041133
2	ADAPTOR - AXLE VENTILATION \$	1	-				FTC5085

With compliments from ,

Catalogue: Defender 2007-

Section: B05.015 REAR AXLE ASSEMBLY ('130" WHEELBASE' FROM (V)7A000001)

---



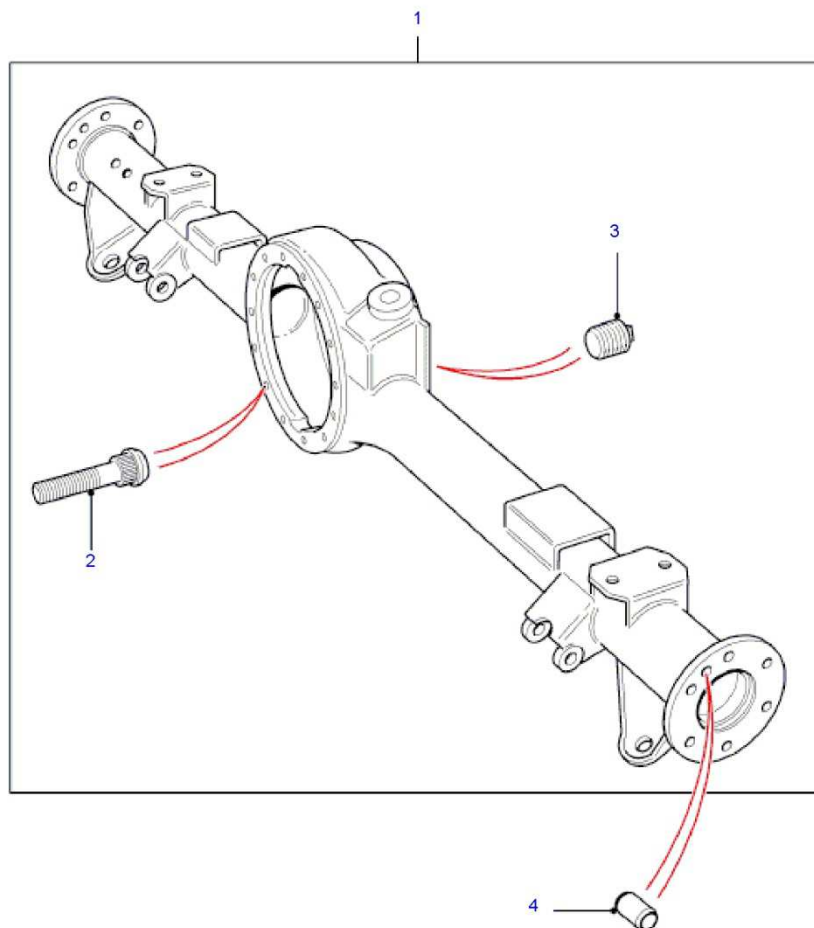
B05.015  
01-2007  
L8  
LE0090

Callout	Description	Qty	OSI	From	To	E	Number
1	AXLE - REAR \$	1	Y		(V)7A999999		TVK500010
1	AXLE - REAR \$	1	-	(V)8A000001	(V)CA444443		LR025452
1	AXLE - REAR \$	1	-	(V)CA444444			LR041132
2	ADAPTOR - AXLE VENTILATION \$	1	-				FTC5085

With compliments from ,

Catalogue: Defender 2007-

Section: B05.020 REAR AXLE CASE ASSEMBLY (FROM (V)7A000001)



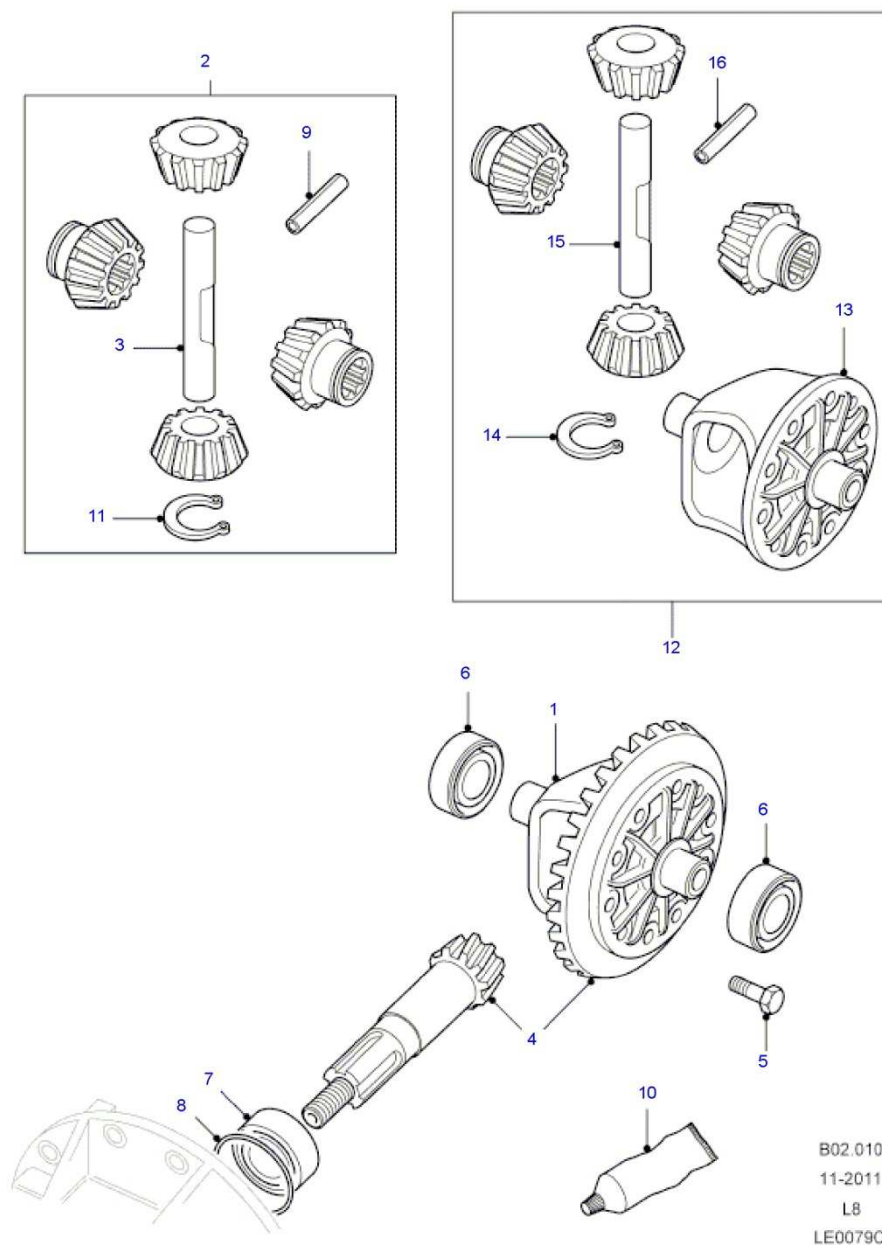
B05.020  
01-2007  
L8  
LE0087

Callout	Description	Qty	OSI	From	To	E	Number
1	CASE-REAR AXLE, '90" WHEELBASE' \$	1	-				TV1100130
1	CASE-REAR AXLE, ('110" WHEELBASE' OR '130" WHEELBASE') \$	1	-				TAJ000120
2	STUD, 3/8UNF X 1 3/4 \$	10	-				561196
3	PLUG-DRAIN/FILLER LEVEL \$	2	-				TGZ500070
4	BUSH, 4 WHEEL ANTI-LOCK BRAKING SYSTEM \$	2	-				FTC1384

With compliments from ,

Catalogue: Defender 2007-

Section: B05.025 CROWNWHEEL AND PINION - 2 PINION ('90" WHEELBASE' FROM (V)7A000001)

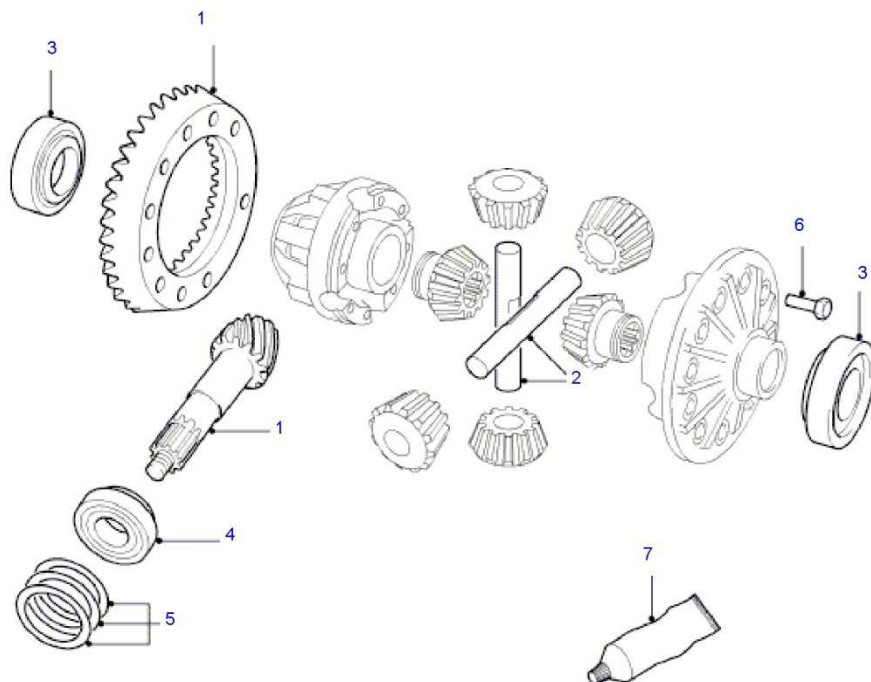


Callout	Description	Qty	OSI	From	To	E	Number
1	CASE - DIFFERENTIAL \$	1	Y		(V)BA822269		FTC5399
2	KIT-DIFFERENTIAL GEARS \$	1	Y		(V)BA822269		TC100060
3	CROSS SHAFT DIFFERENTIAL, FRONT AXLE \$	1	-		(V)BA822269		FTC5401
4	CROWNWHEEL AND PINION ASSEMBLY \$	1	Y		(V)BA823579		TBH100040
4	CROWNWHEEL AND PINION ASSEMBLY \$	1	-	(V)BA823580			LR027527
5	BOLT, 3/8UNF, FRONT AXLE \$	10	-				FTC5150
6	BEARING-TAPER ROLLER DIFFERENTIAL \$	2	-				RTC3095
7	BEARING-TAPER ROLLER \$	1	-				539706
8	SHIM, METRIC, 2.255MM, INNER DIAMETER 64MM \$	X	-				TYS100870
8	SHIM, METRIC, 2.210MM, INNER DIAMETER 64MM \$	X	-				TYS100900
8	SHIM, METRIC, 2.150MM, INNER DIAMETER 64MM \$	X	-				TYS100940
8	SHIM, METRIC, 2.105MM, INNER DIAMETER 64MM \$	X	-				TYS100970
8	SHIM, METRIC, 2.060MM, INNER DIAMETER 64MM \$	X	-				TYS101000
8	SHIM, METRIC, 2.155MM, INNER DIAMETER 32.5MM \$	X	-				TYS101040
8	SHIM, METRIC, 2.105MM, INNER DIAMETER 32.5MM \$	X	-				TYS101060
8	SHIM, METRIC, 2.055MM, INNER DIAMETER 32.5MM \$	X	-				TYS101080
8	SHIM, METRIC, 2.005MM, INNER DIAMETER 32.5MM \$	X	-				TYS101100
8	SHIM, METRIC, 1.955MM, INNER DIAMETER 32.5MM \$	X	-				TYS101120
8	SHIM, METRIC, 1.905MM, INNER DIAMETER 32.5MM \$	X	-				TYS101140
8	SHIM, METRIC, 1.855MM, INNER DIAMETER 32.5MM \$	X	-				TYS101160
8	SHIM, METRIC, 1.805MM, INNER DIAMETER 32.5MM \$	X	-				TYS101180
8	SHIM, METRIC, 1.755MM, INNER DIAMETER 32.5MM \$	X	-				TYS101200
8	SHIM, METRIC, 1.705MM, INNER DIAMETER 32.5MM \$	X	-				TYS101220
8	SHIM, METRIC, 1.655MM, INNER DIAMETER 32.5MM \$	X	-				TYS101240
8	SHIM, METRIC, 1.605MM, INNER DIAMETER 32.5MM \$	X	-				TYS101260
8	SHIM, METRIC, 1.555MM, INNER DIAMETER 32.5MM \$	X	-				TYS101280
8	SHIM, METRIC, 1.505MM, INNER DIAMETER 32.5MM \$	X	-				TYS101300
9	PIN-ROLL \$	1	-		(V)BA822269		FTC5402
10	SEALANT - SILICONE \$	1	-				RTC3254
11	CIRCLIP \$	2	-		(V)BA822269		CCN110L
12	KIT-DIFF CASE AND GEARS \$	1	-	(V)BA822270			LR027940
13	CASE - DIFFERENTIAL \$	1	-	(V)BA822270			LR027941
14	CIRCLIP \$	2	-	(V)BA822270			CCN110L
15	CROSS SHAFT DIFFERENTIAL, FRONT AXLE \$	1	-	(V)BA822270			LR027942
16	PIN-ROLL \$	1	-	(V)BA822270			LR027944

With compliments from ,

Catalogue: Defender 2007-

Section: B05.026 CROWNWHEEL AND PINION - 4 PINION ('110" WHEELBASE' FROM (V)7A000001 OR '130" WHEELBASE' FROM (V)7A000001)



B02.011  
09-2007  
L8  
LE0104

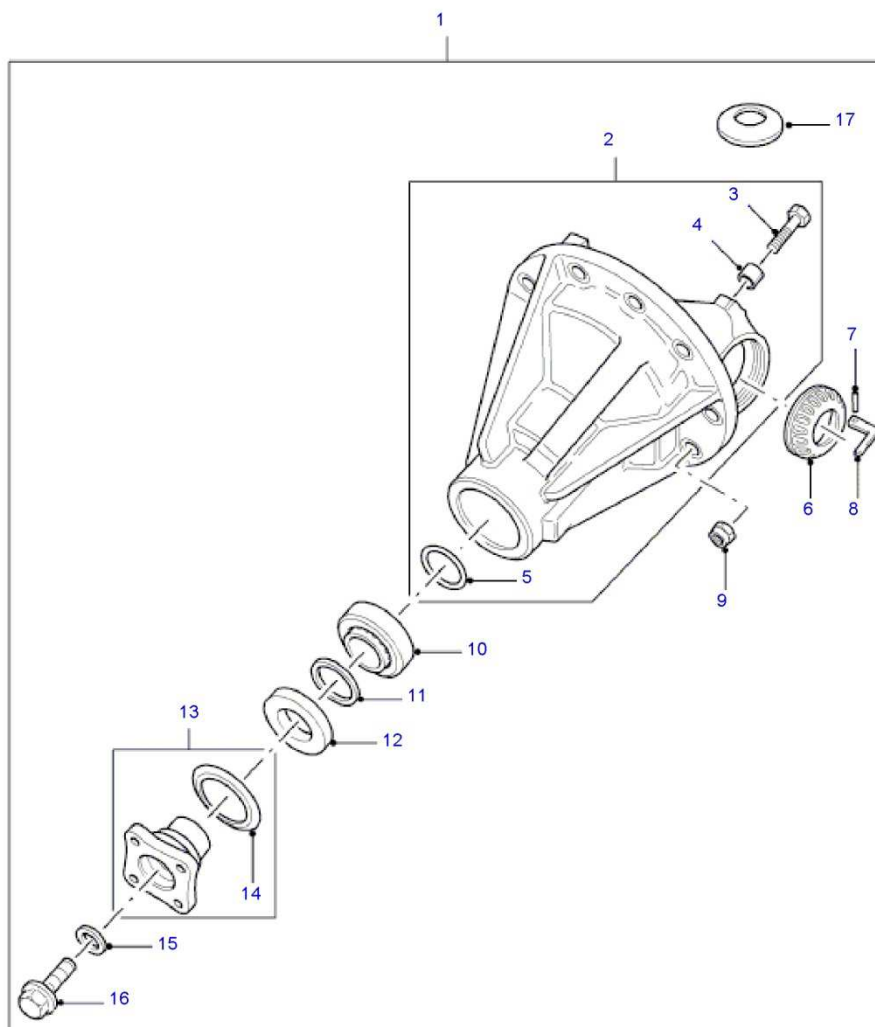


Callout	Description	Qty	OSI	From	To	E	Number
1	GEAR AND PINION - DRIVING \$	1	Y		(V)BA823579		STC3894
1	GEAR AND PINION - DRIVING \$	1	-	(V)BA823580			LR027528
2	SHAFT - DIFFERENTIAL PINION \$	2	-				TCD100070
3	BEARING \$	2	-				RTC3095
4	BEARING \$	1	-				STC1156
5	SHIM, METRIC, 2.255MM, INNER DIAMETER 64MM \$	X	-				TYS100870
5	SHIM, METRIC, 2.210MM, INNER DIAMETER 64MM \$	X	-				TYS100900
5	SHIM, METRIC, 2.150MM, INNER DIAMETER 64MM \$	X	-				TYS100940
5	SHIM, METRIC, 2.105MM, INNER DIAMETER 64MM \$	X	-				TYS100970
5	SHIM, METRIC, 2.060MM, INNER DIAMETER 64MM \$	X	-				TYS101000
5	SHIM, METRIC, 2.155MM, INNER DIAMETER 32.5MM \$	X	-				TYS101040
5	SHIM, METRIC, 2.105MM, INNER DIAMETER 32.5MM \$	X	-				TYS101060
5	SHIM, METRIC, 2.055MM, INNER DIAMETER 32.5MM \$	X	-				TYS101080
5	SHIM, METRIC, 2.005MM, INNER DIAMETER 32.5MM \$	X	-				TYS101100
5	SHIM, METRIC, 1.955MM, INNER DIAMETER 32.5MM \$	X	-				TYS101120
5	SHIM, METRIC, 1.905MM, INNER DIAMETER 32.5MM \$	X	-				TYS101140
5	SHIM, METRIC, 1.855MM, INNER DIAMETER 32.5MM \$	X	-				TYS101160
5	SHIM, METRIC, 1.805MM, INNER DIAMETER 32.5MM \$	X	-				TYS101180
5	SHIM, METRIC, 1.755MM, INNER DIAMETER 32.5MM \$	X	-				TYS101200
5	SHIM, METRIC, 1.705MM, INNER DIAMETER 32.5MM \$	X	-				TYS101220
5	SHIM, METRIC, 1.655MM, INNER DIAMETER 32.5MM \$	X	-				TYS101240
5	SHIM, METRIC, 1.605MM, INNER DIAMETER 32.5MM \$	X	-				TYS101260
5	SHIM, METRIC, 1.555MM, INNER DIAMETER 32.5MM \$	X	-				TYS101280
5	SHIM, METRIC, 1.505MM, INNER DIAMETER 32.5MM \$	X	-				TYS101300
6	BOLT, 3/8UNF \$	10	-				FTC5150
7	SEALANT - SILICONE \$	X	-				RTC3254

With compliments from ,

Catalogue: Defender 2007-

Section: B05.030 DIFFERENTIAL ASSEMBLY ('90" WHEELBASE' FROM (V)7A000001)



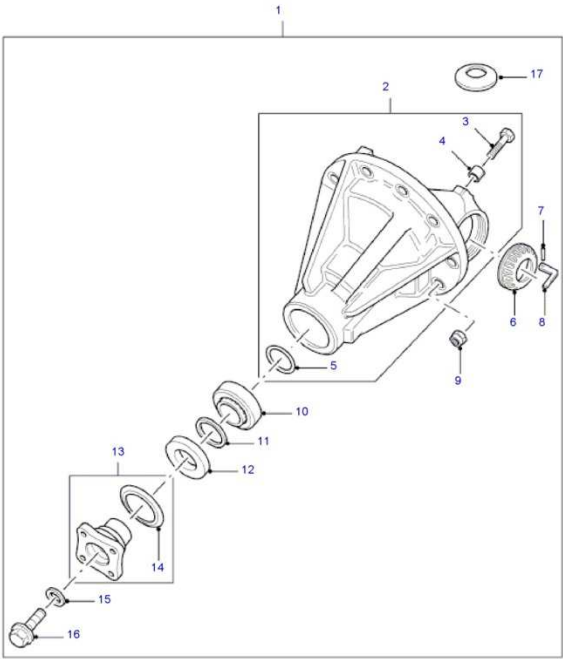
B05.030  
02-2008  
L8  
LE0105A

© 2004 - 2012 Infomedia Ltd and its licensors.

Callout	Description	Qty	OSI	From	To	E	Number
1	DIFFERENTIAL, NEW, BEFORE ORDERING PLEASE CHECK FOR SERVICE EXCHANGE VERSION, REAR AXLE DIFFERENTIAL - 2 PIN \$	1	Y		(V)BA822269	S	TBB000250
1	DIFFERENTIAL, EXCHANGE, REAR AXLE DIFFERENTIAL - 2 PIN \$	1	-			E	LR008859
1	DIFFERENTIAL, NEW, BEFORE ORDERING PLEASE CHECK FOR SERVICE EXCHANGE VERSION, REAR AXLE DIFFERENTIAL - 2 PIN \$	1	-	(V)BA822270		S	LR027943
1	DIFFERENTIAL, EXCHANGE PART (RE-MANUFACTURED), REAR AXLE DIFFERENTIAL - 2 PIN \$	1	-	(V)BA822270		E	LR032352
1	DIFFERENTIAL, NEW, BEFORE ORDERING PLEASE CHECK FOR SERVICE EXCHANGE VERSION, REAR AXLE DIFFERENTIAL - 4 PIN, LESS ANTI-LOCK BRAKING SYSTEM \$	1	-			S	TBB000280
1	DIFFERENTIAL, EXCHANGE PART (RE-MANUFACTURED), REAR AXLE DIFFERENTIAL - 4 PIN, LESS ANTI-LOCK BRAKING SYSTEM \$	1	-			E	LR009498
2	HOUSING - DIFF. LOCK SHIFT \$	1	-				FRC4112
3	BOLT, M12 X 60 \$	4	-				UYG500060
4	DOWEL \$	4	-				TYU100110
5	SHIM, METRIC, 2.255MM, INNER DIAMETER 64MM \$	X	-				TYS100870
5	SHIM, METRIC, 2.210MM, INNER DIAMETER 64MM \$	X	-				TYS100900
5	SHIM, METRIC, 2.150MM, INNER DIAMETER 64MM \$	X	-				TYS100940
5	SHIM, METRIC, 2.105MM, INNER DIAMETER 64MM \$	X	-				TYS100970
5	SHIM, METRIC, 2.060MM, INNER DIAMETER 64MM \$	X	-				TYS101000
5	SHIM, METRIC, 2.155MM, INNER DIAMETER 32.5MM \$	X	-				TYS101040
5	SHIM, METRIC, 2.105MM, INNER DIAMETER 32.5MM \$	X	-				TYS101060
5	SHIM, METRIC, 2.055MM, INNER DIAMETER 32.5MM \$	X	-				TYS101080
5	SHIM, METRIC, 2.005MM, INNER DIAMETER 32.5MM \$	X	-				TYS101100
5	SHIM, METRIC, 1.955MM, INNER DIAMETER 32.5MM \$	X	-				TYS101120
5	SHIM, METRIC, 1.905MM, INNER DIAMETER 32.5MM \$	X	-				TYS101140
5	SHIM, METRIC, 1.855MM, INNER DIAMETER 32.5MM \$	X	-				TYS101160
5	SHIM, METRIC, 1.805MM, INNER DIAMETER 32.5MM \$	X	-				TYS101180
5	SHIM, METRIC, 1.755MM, INNER DIAMETER 32.5MM \$	X	-				TYS101200
5	SHIM, METRIC, 1.705MM, INNER DIAMETER 32.5MM \$	X	-				TYS101220
5	SHIM, METRIC, 1.655MM, INNER DIAMETER 32.5MM \$	X	-				TYS101240
5	SHIM, METRIC, 1.605MM, INNER DIAMETER 32.5MM \$	X	-				TYS101260
5	SHIM, METRIC, 1.555MM, INNER DIAMETER 32.5MM \$	X	-				TYS101280
5	SHIM, METRIC, 1.505MM, INNER DIAMETER 32.5MM \$	X	-				TYS101300

➤ See next page

With compliments from ,  
Catalogue: Defender 2007-  
Section: B05.030 DIFFERENTIAL ASSEMBLY ('90" WHEELBASE' FROM (V)7A000001)



B05.030  
02-2008  
L8  
LE0105A

© 2004 - 2012 Infomedia Ltd and its licensors.

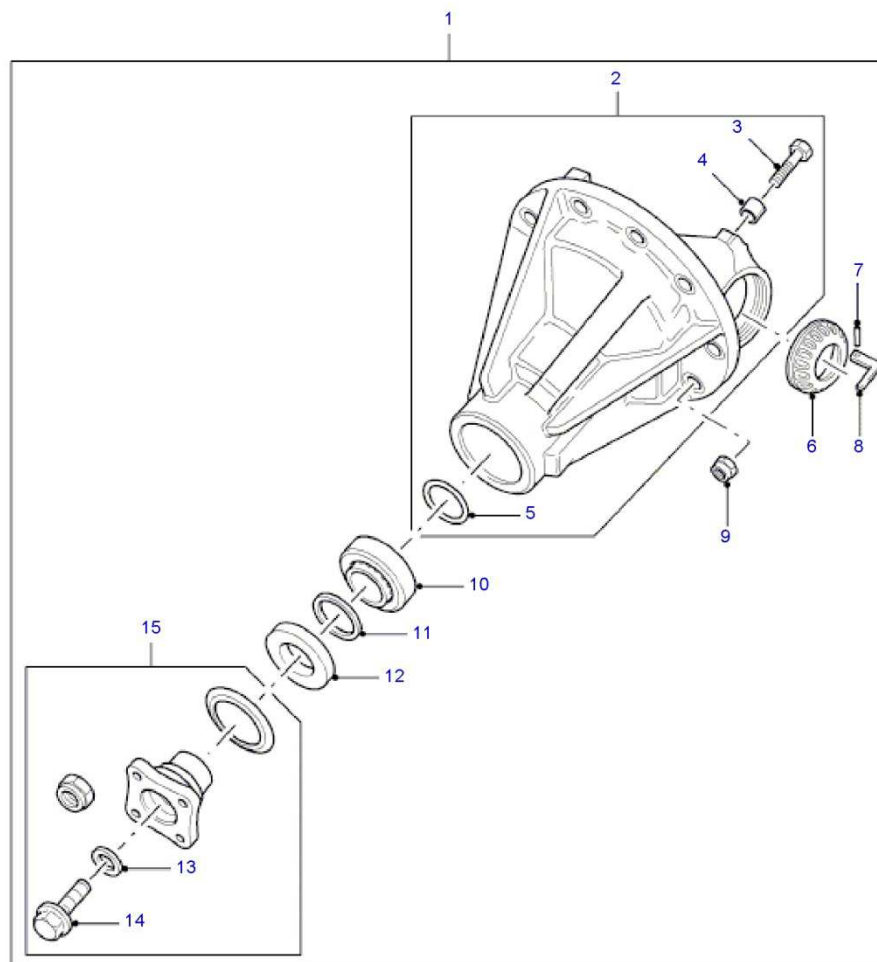
➤ continued

6	RING - LOCK \$	2	-				FTC4210
7	PIN \$	2	-				576159
8	TAB-DIFFERENTIAL LOCKING RING \$	2	Y				<i>FRC5661</i>
9	NUT - HEX., HEXAGONAL HEAD, 3/8, UNF, NYLOC \$	10	-				NY606042
10	BEARING \$	1	-				539707
11	SPACER - PINION BEARING \$	1	-				539745
12	SEAL \$	1	-				FTC5258
13	FLANGE \$	1	-				TXW500010
14	SHIELD \$	1	Y		(V)9A777776		<i>TBA500010</i>
14	SHIELD \$	1	-	(V)9A777777			LR017552
15	WASHER \$	1	-				FTC5413
16	BOLT, M12 X 30 \$	1	-				FS112306P
17	WASHER - DIFFERENTIAL PINION THRUST \$	4	-				TCF000410

With compliments from ,

Catalogue: Defender 2007-

Section: B05.031 DIFFERENTIAL ASSEMBLY ('110" WHEELBASE' FROM (V)7A000001 OR  
'130" WHEELBASE' FROM (V)7A000001)



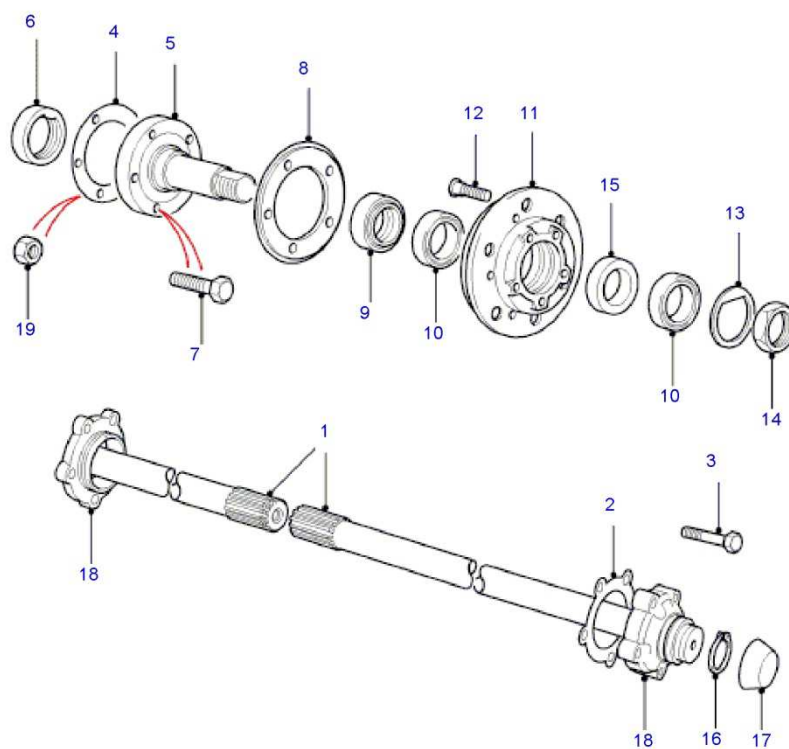
B05.031  
11-2009  
L8  
LE0107A

Callout	Description	Qty	OSI	From	To	E	Number
1	DIFFERENTIAL, 4 PIN DIFFERENTIAL, NEW \$	1	-			S	TBB000270
1	DIFFERENTIAL, 4 PIN DIFFERENTIAL, EXCHANGE \$	1	-			E	LR006047
2	HOUSING - DIFF. LOCK SHIFT \$	1	-				FTC3511
3	BOLT - FLANGED HEX., M16 X 65MM \$	4	-				BH116136
4	DOWEL \$	4	Y				TYU100120
5	SHIM, METRIC, 2.255MM, INNER DIAMETER 64MM \$	X	-				TYS100870
5	SHIM, METRIC, 2.210MM, INNER DIAMETER 64MM \$	X	-				TYS100900
5	SHIM, METRIC, 2.150MM, INNER DIAMETER 64MM \$	X	-				TYS100940
5	SHIM, METRIC, 2.105MM, INNER DIAMETER 64MM \$	X	-				TYS100970
5	SHIM, METRIC, 2.060MM, INNER DIAMETER 64MM \$	X	-				TYS101000
5	SHIM, METRIC, 2.155MM, INNER DIAMETER 32.5MM \$	X	-				TYS101040
5	SHIM, METRIC, 2.105MM, INNER DIAMETER 32.5MM \$	X	-				TYS101060
5	SHIM, METRIC, 2.055MM, INNER DIAMETER 32.5MM \$	X	-				TYS101080
5	SHIM, METRIC, 2.005MM, INNER DIAMETER 32.5MM \$	X	-				TYS101100
5	SHIM, METRIC, 1.955MM, INNER DIAMETER 32.5MM \$	X	-				TYS101120
5	SHIM, METRIC, 1.905MM, INNER DIAMETER 32.5MM \$	X	-				TYS101140
5	SHIM, METRIC, 1.855MM, INNER DIAMETER 32.5MM \$	X	-				TYS101160
5	SHIM, METRIC, 1.805MM, INNER DIAMETER 32.5MM \$	X	-				TYS101180
5	SHIM, METRIC, 1.755MM, INNER DIAMETER 32.5MM \$	X	-				TYS101200
5	SHIM, METRIC, 1.705MM, INNER DIAMETER 32.5MM \$	X	-				TYS101220
5	SHIM, METRIC, 1.655MM, INNER DIAMETER 32.5MM \$	X	-				TYS101240
5	SHIM, METRIC, 1.605MM, INNER DIAMETER 32.5MM \$	X	-				TYS101260
5	SHIM, METRIC, 1.555MM, INNER DIAMETER 32.5MM \$	X	-				TYS101280
5	SHIM, METRIC, 1.505MM, INNER DIAMETER 32.5MM \$	X	-				TYS101300
6	RING - LOCK \$	2	-				FTC4210
7	PIN \$	2	-				576159
8	TAB-DIFFERENTIAL LOCKING RING \$	2	Y				FRC5661
9	NUT - HEX., HEXAGONAL HEAD, 3/8, UNF, NYLOC \$	10	-				NY606042
10	BEARING \$	1	-				STC2808
11	SPACER - PINION BEARING \$	1	-				539745
12	SEAL \$	1	-				FTC4851
13	WASHER \$	1	-				FTC5413
14	BOLT, M12 X 30 \$	1	-				FS112306P
15	FLANGE & MUDSHIELD-FRONT & REAR AXLE \$	1	-				STC3124

With compliments from ,

Catalogue: Defender 2007-

Section: B05.035 HUBS AND DRIVESHAFTS (FROM (V)7A000001)



D03.020  
04-2005  
LC  
LCD03020

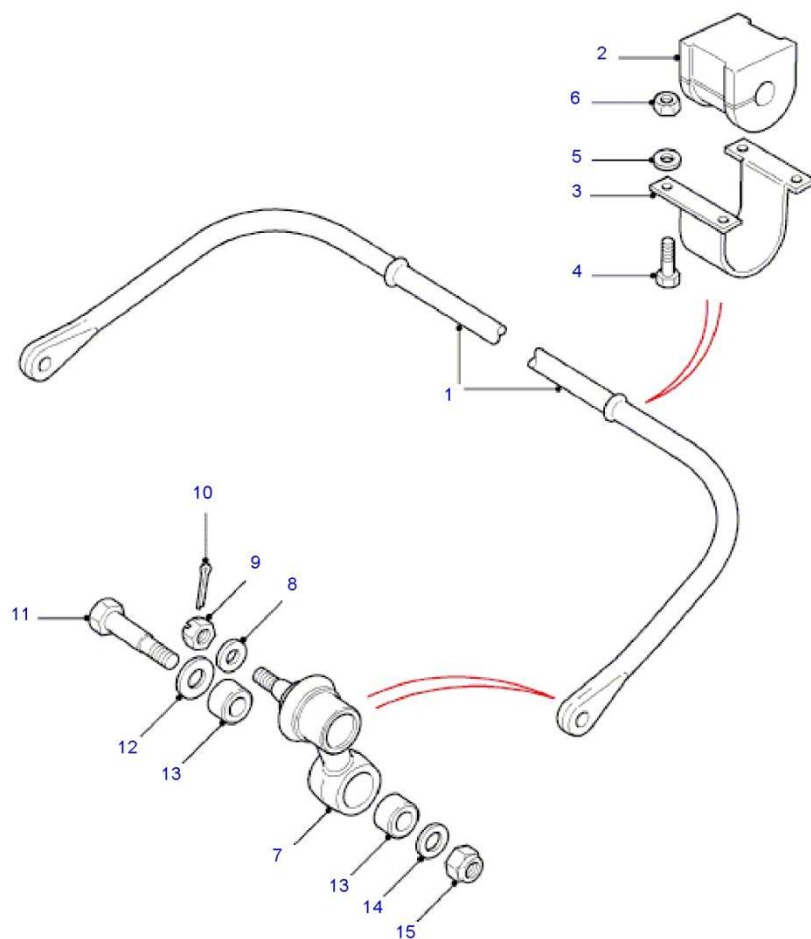


Callout	Description	Qty	OSI	From	To	E	Number
1	SHAFT-REAR AXLE HALF, RH \$	1	-				TOB500020
1	SHAFT-REAR AXLE HALF, LH \$	1	-				TOB500030
2	GASKET-AXLE SHAFT DRIVE MEMBER \$	2	-				571752
3	BOLT, PRE-IMPREGNATED WITH ADHESIVE, M10 X 45 \$	10	-				BX110095M
4	GASKET-STUB AXLE, ASBESTOS FREE, LESS ANTI-LOCK BRAKING SYSTEM \$	2	-				FTC3648
4	GASKET-STUB AXLE, ASBESTOS FREE, 4 WHEEL ANTI-LOCK BRAKING SYSTEM \$	2	-				FTC3650
5	AXLE-REAR SUSPENSION HUB STUB \$	2	-				FTC3188
6	SEAL-STUB AXLE \$	1	-				FTC5268
7	SCREW, HEXAGONAL HEAD, M10 X 25 \$	12	Y				SX110257M
8	PLATE-FRONT & REAR STUB AXLE LOCKING, LESS ANTI-LOCK BRAKING SYSTEM \$	2	-				FRC2310
8	PLATE-FRONT & REAR STUB AXLE LOCKING, 4 WHEEL ANTI-LOCK BRAKING SYSTEM \$	2	-				FTC1378
9	SEAL ASSEMBLY-FRONT/REAR HUB, INNER \$	2	-				FTC4785
10	BEARING, HUB \$	4	-				STC4382
11	HUB ASSEMBLY-FRONT & REAR \$	2	Y		(V)7A777665		FTC0942
11	HUB ASSEMBLY-FRONT & REAR \$	2	-	(V)7A777666			RUB500240
12	STUD \$	10	-				RUF500010
13	WASHER \$	2	-				FTC5241
14	LOCKNUT \$	2	-				RFD100000
15	SPACER, PURPLE, 15.5MM \$	X	-				TOF100000
15	SPACER, YELLOW, 15.4MM \$	X	-				TOF100010
15	SPACER, 15.3MM, RED \$	X	-				TOF100020
15	SPACER, BLUE., 15.2MM \$	X	-				TOF100030
15	SPACER, GREEN, 15.1MM \$	X	-				TOF100040
15	SPACER, BLACK, 15.0MM \$	X	-				TOF100050
15	SPACER, WHITE., 14.9MM \$	X	-				TOF100060
16	CIRCLIP \$	2	-				549473
17	CAP-DRIVESHAFT COUPLING BOLT LOCKING \$	2	-				FTC5414
18	FLANGE-DRIVING SHAFT JOINT \$	2	-				RUC105200
19	NUT - HEX., M10, NYLOC \$	4	-				NY110047L

With compliments from ,

Catalogue: Defender 2007-

Section: B06.005 ANTI ROLL BAR (FROM (V)7A000001)

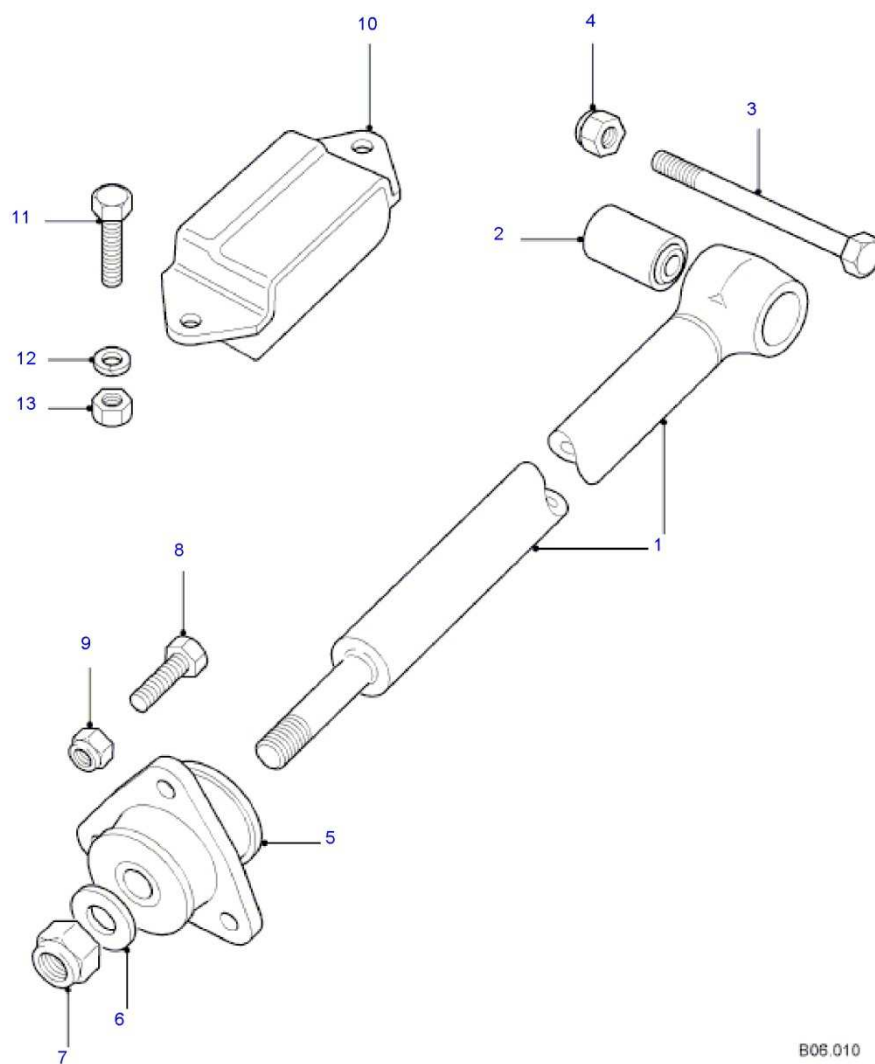


D06.020  
04-2005  
LC  
LCD06020

Callout	Description	Qty	OSI	From	To	E	Number
1	BAR ASSEMBLY-ANTI-ROLL REAR SUSPENSION \$	1	Y		(V)BA408308		ANR4344
1	BAR ASSEMBLY-ANTI-ROLL REAR SUSPENSION \$	1	-	(V)BA408309			LR033038
2	BUSH-ANTI-ROLL BAR, '90" WHEELBASE' \$	2	-				EGP1889
2	BUSH-ANTI-ROLL BAR, ('110" WHEELBASE' OR '130" WHEELBASE') \$	2	-				NRC5674
3	STRAP-BOLT-PROTECTOR REAR SUSPENSION, '90" WHEELBASE' \$	2	-				EGP1661L
3	STRAP-BOLT-PROTECTOR REAR SUSPENSION, ('110" WHEELBASE' OR '130" WHEELBASE') \$	2	-				592773
4	SCREW, HEXAGONAL HEAD, M8 X 20MM, '90" WHEELBASE' \$	8	-				FS108207L
4	SCREW, M8 X 25, ('110" WHEELBASE' OR '130" WHEELBASE') \$	8	Y				FS108257L
5	WASHER, 8MM \$	8	-				WA108056
6	NUT - HEX., M8, NYLOC \$	8	Y				NY108041
7	JOINT - BALL \$	2	-				NTC1888
8	WASHER-PLAIN, M12 X 28 \$	2	-				WC112081L
9	NUT-CASTLE, M12 \$	2	-				NC112046
10	PIN-SPLIT, 3.2 X 32 \$	2	-				UYT500030
11	PIN \$	2	-				RYG501490
12	WASHER \$	2	Y		(V)7A739223		264024
12	WASHER \$	2	-	(V)7A739224			RYF500160
13	BUSH \$	4	Y				B510241
14	WASHER, M16, PLAIN \$	2	-				WC116101
15	NUT - HEX., M16, NYLOC \$	2	-				FY116046

With compliments from ,  
Catalogue: Defender 2007-  
Section: B06.010 BOTTOM LINK (FROM (V)7A000001)

---



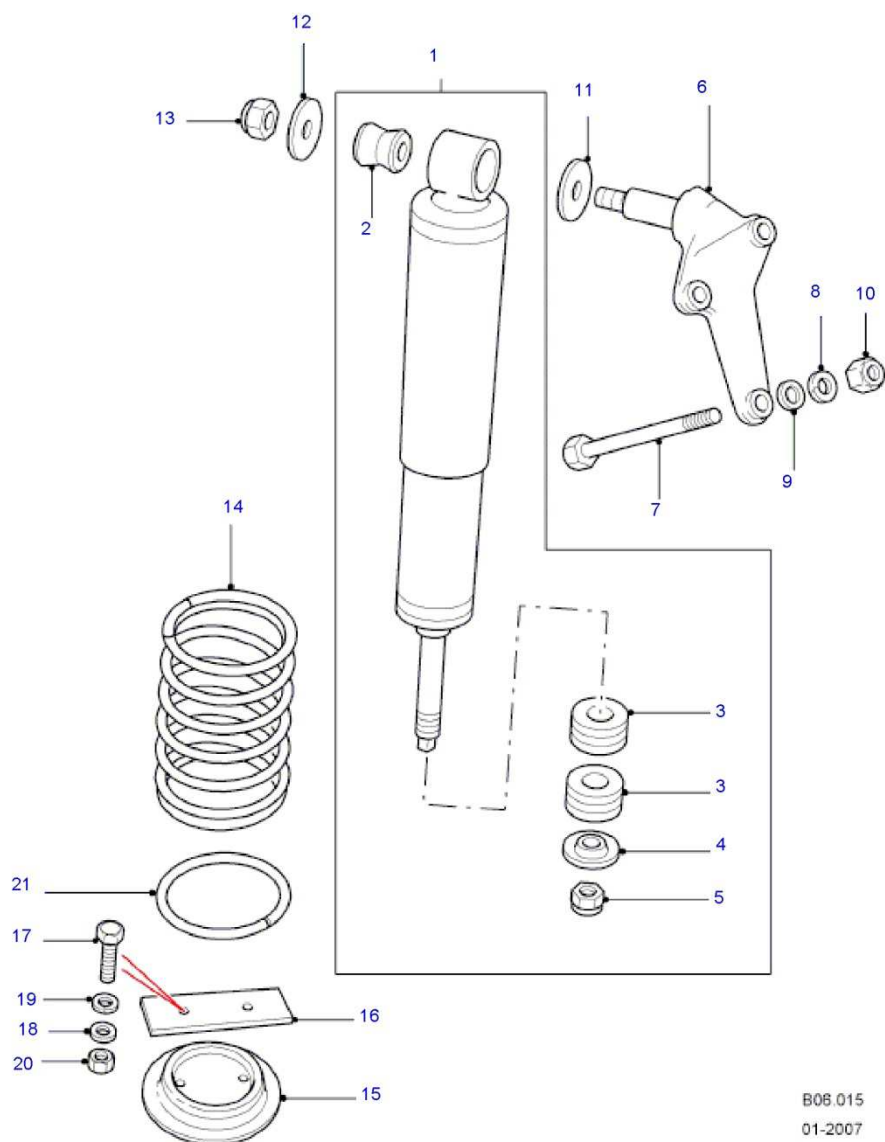
B06.010  
01-2007  
L8  
LE0081

Callout	Description	Qty	OSI	From	To	E	Number
1	LINK ASSEMBLY-LOWER-REAR SUSPENSION \$	2	Y		(V)9A999999		NTC8328
1	LINK ASSEMBLY-LOWER-REAR SUSPENSION \$	2	-	(V)AA000001			LR021639
2	BUSH-REAR-LOWER ARM REAR SUSPENSION \$	2	-				NTC1772
3	BOLT-HEXAGONAL SOCKET, M16 X 100MM \$	2	-				BH610321L
4	NUT-HEXAGONAL-NYLOC \$	2	-				NY610041L
5	MOUNTING-LOWER LINK FLEXIBLE RUBBER \$	2	Y				NTC9027
6	WASHER, M20, PLAIN \$	2	Y		(V)7A735732		WA120001
6	WASHER, M20, PLAIN \$	2	-	(V)7A735733			WA120006
7	NUT-HEXAGONAL-NYLOC, M20 \$	2	-				NY120046
8	SCREW, HEXAGONAL HEAD, M10 X 30 \$	6	-				SX110301
9	NUT - HEX., M10, NYLOC \$	6	Y				NY110051L
10	STOP-REBOUND REAR SUSPENSION \$	2	-				ANR4189
11	SCREW, FLANGED HEAD, M8 X 20MM \$	2	-				FS108207L
12	WASHER - SPRING, M8 \$	4	-				WL108007L
13	NUT - HEX., M8, NYLOC \$	4	Y				NY108041

With compliments from ,

Catalogue: Defender 2007-

Section: B06.015 SHOCK ABSORBERS & SPRINGS ('90" WHEELBASE' FROM (V)7A000001)



B06.015

01-2007

L8

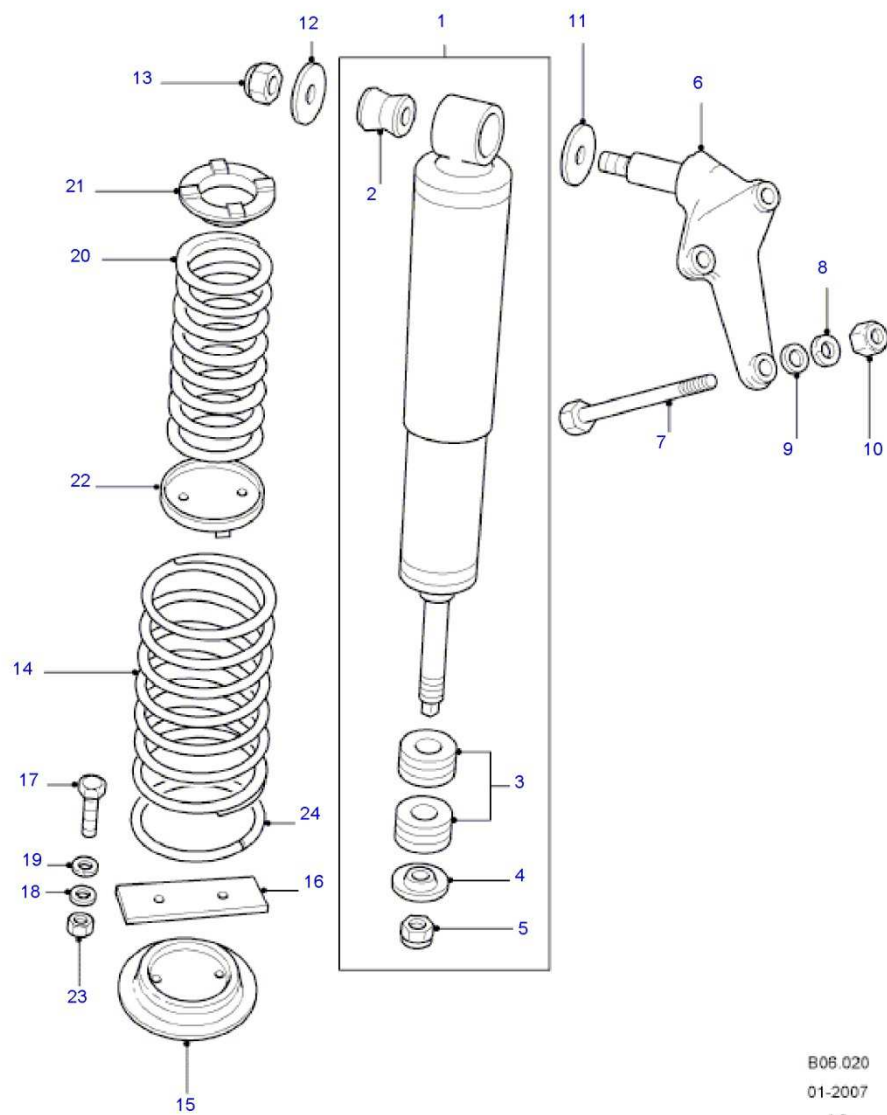
LE0082

Callout	Description	Qty	OSI	From	To	E	Number
1	DAMPER ASSEMBLY REAR \$	2	-		(V)7A738815		RPM100070
1	DAMPER ASSEMBLY REAR \$	2	-	(V)7A738816	(V)CA444443		RPM500310
1	DAMPER ASSEMBLY REAR \$	2	-	(V)CA444444			LR044347
2	BUSH-DAMPER MOUNTING, UPPER \$	2	-				NRC5593
3	BUSH-DAMPER MOUNTING, LOWER \$	1	-				RNF100090L
4	WASHER, DAMPER LOWER FIXING \$	2	-				RYF500230
5	NUT - HEX., M12, HEXAGONAL \$	2	-				RYH501080
6	BRACKET ASSEMBLY-REAR DAMPER, UPPER \$	2	Y		(V)CA422000		NRC7981
6	BRACKET ASSEMBLY-REAR DAMPER, UPPER \$	2	-	(V)CA422001			LR041260
7	BOLT, HEXAGONAL HEAD, M10 X 110 \$	6	-				RYP501140
8	WASHER-SPRING, "5/16"" \$	6	-				WM110001L
9	WASHER, M10, OVERSIZE, PLAIN \$	6	Y				WCT10067L
10	NUT - HEX., M10, HEXAGONAL HEAD, COARSE THREAD \$	6	-				FN110046
11	RETAINER, INNER \$	2	-				RYF500210
12	RETAINER, OUTER \$	2	-				RYF500220
13	NUT - HEX., M12, HEXAGONAL HEAD, NYLOC \$	2	Y				NY112041L
14	SPRING-ROAD-COIL, PASSENGER, RED / GREEN / GREEN, STATION WAGON - 3 DOOR, WITH STANDARD DUTY REAR SPRINGS \$	1	-				RKB500290
14	SPRING-ROAD-COIL, RED / GREEN / RED, DRIVER, STATION WAGON - 3 DOOR, WITH STANDARD DUTY REAR SPRINGS \$	1	-				RKB500280
14	SPRING-ROAD-COIL, DRIVER, WHITE / GREEN / PINK, WITH HEAVY DUTY REAR SPRINGS \$	1	-				RKB500270
14	SPRING-ROAD-COIL, DRIVER, GREEN / RED / YELLOW, WITH HEAVY DUTY REAR SPRINGS \$	1	-				RKB101230
14	SPRING-ROAD-COIL, GREEN / YELLOW / WHITE, PASSENGER, WITH HEAVY DUTY REAR SPRINGS \$	1	-				RKB101240
14	SPRING-ROAD-COIL, PASSENGER, WHITE / GREEN / YELLOW, WITH HEAVY DUTY REAR SPRINGS \$	1	Y		(V)8A762795		RKB500260
14	SPRING-ROAD-COIL, PASSENGER, WHITE / GREEN / PURPLE, WITH HEAVY DUTY REAR SPRINGS \$	1	-	(V)8A762796			RKB500310
14	SPRING-ROAD-COIL, PASSENGER, YELLOW, WHITE., SOFT TOP, WITH STANDARD DUTY REAR SPRINGS \$	1	-				NRC9449
14	SPRING-ROAD-COIL, DRIVER, BLUE., RED, SOFT TOP, WITH STANDARD DUTY REAR SPRINGS \$	1	-				NRC9448
14	SPRING-ROAD-COIL, PASSENGER, YELLOW, WHITE., HARD TOP, WITH STANDARD DUTY REAR SPRINGS \$	1	-				NRC9449
14	SPRING-ROAD-COIL, DRIVER, BLUE., RED, HARD TOP, WITH STANDARD DUTY REAR SPRINGS \$	1	-				NRC9448
14	SPRING-ROAD-COIL, PASSENGER, YELLOW, WHITE., PICK UP, WITH STANDARD DUTY REAR SPRINGS \$	1	-				NRC9449
14	SPRING-ROAD-COIL, DRIVER, BLUE., RED, PICK UP, WITH STANDARD DUTY REAR SPRINGS \$	1	-				NRC9448
15	SEAT-SUSPENSION SPRING LOWER \$	2	-				ANR3578
16	RETAINER \$	2	-				NTC6106
17	BOLT, HEXAGONAL HEAD, M10 X 25 \$	4	-				FS110256
17	BOLT, HEXAGONAL HEAD, FLANGED HEAD, M10 X 30 \$	4	-				FS110306
18	WASHER, M10 \$	8	-				WA110066
19	WASHER-SPRING, "5/16"" \$	4	-				WM110001L
20	NUT - LOCKING, M10 \$	4	Y				NY110041L
21	ISOLATOR \$	1	-				ANR3060

With compliments from ,

Catalogue: Defender 2007-

Section: B06.020 SHOCK ABSORBERS & SPRINGS ('110" WHEELBASE' FROM (V)7A000001 OR  
'130" WHEELBASE' FROM (V)7A000001)



B06.020  
01-2007  
L8  
LN0083

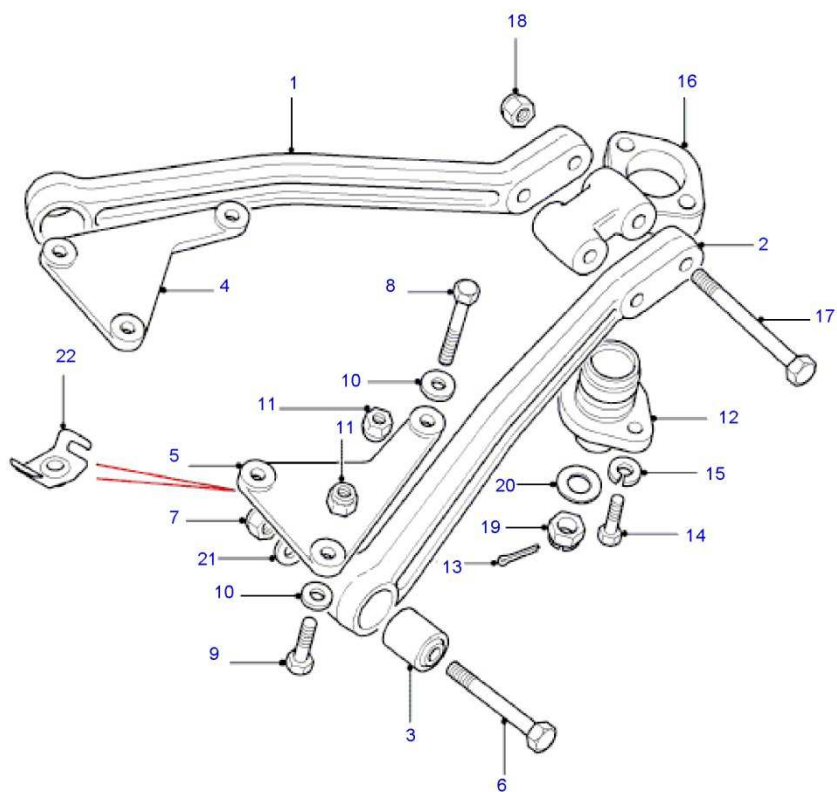


Callout	Description	Qty	OSI	From	To	E	Number
1	DAMPER ASSEMBLY REAR \$	2	-		(V)7A738815		RPM100070
1	DAMPER ASSEMBLY REAR \$	2	-	(V)7A738816	(V)CA444443		RPM500310
1	DAMPER ASSEMBLY REAR \$	2	-	(V)CA444444			LR044347
2	BUSH-DAMPER MOUNTING, UPPER \$	2	-				NRC5593
3	BUSH-DAMPER MOUNTING, LOWER \$	1	-				RNF100090L
4	WASHER, DAMPER LOWER FIXING \$	2	-				RYF500230
5	NUT - HEX., M12, HEXAGONAL \$	2	-				RYH501080
6	BRACKET ASSEMBLY-REAR DAMPER, UPPER \$	2	Y		(V)CA422000		NRC7981
6	BRACKET ASSEMBLY-REAR DAMPER, UPPER \$	2	-	(V)CA422001			LR041260
7	BOLT, HEXAGONAL HEAD, M10 X 110 \$	6	-				RYP501140
8	WASHER-SPRING, "5/16"" \$	6	-				WM110001L
9	WASHER, M10, OVERSIZE, PLAIN \$	6	Y				WCT10067L
10	NUT - HEX., M10, HEXAGONAL HEAD, COARSE THREAD \$	6	-				FN110046
11	RETAINER, INNER \$	2	-				RYF500210
12	RETAINER, OUTER \$	2	-				RYF500220
13	NUT - HEX., M12, HEXAGONAL HEAD, NYLOC \$	2	Y				NY112041L
14	SPRING-ROAD-COIL, PASSENGER, RED / GREEN / GREEN, STATION WAGON - 3 DOOR, WITH STANDARD DUTY REAR SPRINGS \$	1	-				RKB500290
14	SPRING-ROAD-COIL, RED / GREEN / RED, DRIVER, STATION WAGON - 3 DOOR, WITH STANDARD DUTY REAR SPRINGS \$	1	-				RKB500280
14	SPRING-ROAD-COIL, DRIVER, WHITE / GREEN / PINK, WITH HEAVY DUTY REAR SPRINGS \$	1	-				RKB500270
14	SPRING-ROAD-COIL, DRIVER, GREEN / RED / YELLOW, WITH HEAVY DUTY REAR SPRINGS \$	1	-				RKB101230
14	SPRING-ROAD-COIL, GREEN / YELLOW / WHITE, PASSENGER, WITH HEAVY DUTY REAR SPRINGS \$	1	-				RKB101240
14	SPRING-ROAD-COIL, PASSENGER, WHITE / GREEN / YELLOW, WITH HEAVY DUTY REAR SPRINGS \$	1	Y		(V)8A762795		RKB500260
14	SPRING-ROAD-COIL, PASSENGER, WHITE / GREEN / PURPLE, WITH HEAVY DUTY REAR SPRINGS \$	1	-	(V)8A762796			RKB500310
14	SPRING-ROAD-COIL, PASSENGER, YELLOW, WHITE., SOFT TOP, WITH STANDARD DUTY REAR SPRINGS \$	1	-				NRC9449
14	SPRING-ROAD-COIL, DRIVER, BLUE., RED, SOFT TOP, WITH STANDARD DUTY REAR SPRINGS \$	1	-				NRC9448
14	SPRING-ROAD-COIL, PASSENGER, YELLOW, WHITE., HARD TOP, WITH STANDARD DUTY REAR SPRINGS \$	1	-				NRC9449
14	SPRING-ROAD-COIL, DRIVER, BLUE., RED, HARD TOP, WITH STANDARD DUTY REAR SPRINGS \$	1	-				NRC9448
14	SPRING-ROAD-COIL, PASSENGER, YELLOW, WHITE., PICK UP, WITH STANDARD DUTY REAR SPRINGS \$	1	-				NRC9449
14	SPRING-ROAD-COIL, DRIVER, BLUE., RED, PICK UP, WITH STANDARD DUTY REAR SPRINGS \$	1	-				NRC9448
15	SEAT-SUSPENSION SPRING LOWER \$	2	-				ANR3578
16	RETAINER \$	2	-				NTC6106
17	BOLT, HEXAGONAL HEAD, M10 X 25 \$	4	-				FS110256
17	BOLT, HEXAGONAL HEAD, FLANGED HEAD, M10 X 30 \$	4	-				FS110306
18	WASHER, M10 \$	8	-				WA110066
19	WASHER-SPRING, "5/16"" \$	4	-				WM110001L
20	NUT - LOCKING, M10 \$	4	Y				NY110041L
21	ISOLATOR \$	1	-				ANR3060

With compliments from ,

Catalogue: Defender 2007-

Section: B06.025 TOP LINK, FULCRUM & BALL JOINT (FROM (V)7A000001)



B06.025

11-2008

L8

LE0112B

Callout	Description	Qty	OSI	From	To	E	Number
1	LINK ASSEMBLY-REAR SUSPENSION UPPER, RH \$	1	-		(V)9A766382		NTC2706
1	LINK ASSEMBLY-REAR SUSPENSION UPPER, RH \$	1	-	(V)9A766383	(V)CA422221		LR015559
1	LINK ASSEMBLY-REAR SUSPENSION UPPER, RH \$	1	-	(V)CA422222	(V)CA999999		LR041317
1	LINK ASSEMBLY-REAR SUSPENSION UPPER, RH \$	1	-	(V)DA000001			LR045323
2	LINK ASSEMBLY-REAR SUSPENSION UPPER, LH \$	1	-		(V)9A766382		NTC2707
2	LINK ASSEMBLY-REAR SUSPENSION UPPER, LH \$	1	-	(V)9A766383	(V)CA422221		LR015558
2	LINK ASSEMBLY-REAR SUSPENSION UPPER, LH \$	1	-	(V)CA422222	(V)CA999999		LR041318
2	LINK ASSEMBLY-REAR SUSPENSION UPPER, LH \$	1	-	(V)DA000001			LR045324
3	BUSH-REAR SUSPENSION UPPER LINK \$	2	-		(V)9A768936		NTC1773
3	BUSH-REAR SUSPENSION UPPER LINK, M16 \$	2	-	(V)9A768937			ANR4164
4	BRACKET, RH \$	1	-				575615
5	BRACKET, LH \$	1	-				575616
6	BOLT \$	2	-		(V)9A766382		BH612321
6	BOLT, M16 X 100MM \$	2	-	(V)9A766383			RYG501550
7	LOCKNUT \$	2	-		(V)9A766382		NY612042
7	LOCKNUT \$	2	-	(V)9A766383			ANR3140
8	BOLT, M10 X 55 \$	2	-				FC110116
9	BOLT, M10 X 45 \$	4	-				BX110091L
10	WASHER, M10, OVERSIZE, PLAIN \$	6	-				WC110066
11	NUT - HEX., M10, NYLOC \$	6	Y				NY110051L
12	JOINT-REAR SUSPENSION UPPER LINK BALL \$	1	-				RHF500110
13	PIN-SPLIT, 3.2 X 32 \$	1	-				UYT500030
14	SCREW, FLANGED HEAD, M8 X 20MM \$	2	-				FS108207L
15	WASHER-SPRING, "5/16" \$	2	-				WM600051L
16	BRACKET-REAR AXLE FULCRUM \$	1	-				ANR3037
17	BOLT, M12 X 160MM \$	2	-				FC112326
18	NUT - HEX., M12 \$	2	-				FY112056
19	NUT - HEX., 20MM \$	1	-				RYH501090
20	WASHER, 20MM \$	1	Y		(V)7A999999		WB120001
20	WASHER, 20MM \$	1	-	(V)8A000001			WB120006
21	WASHER, M20 \$	2	-	(V)9A766383			WA120006
22	NUT - CAGE \$	2	-		(V)9A766382		KYH500270
22	NUT - CAGE, M16 \$	2	-	(V)9A766383			LR015593

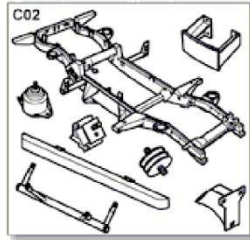






With compliments from ,  
Catalogue: Defender 2007-  
Section: GRAPHIC INDEX

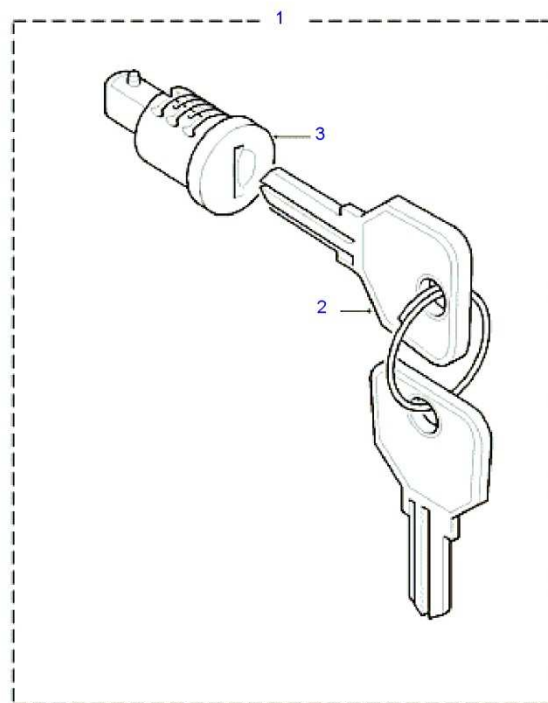
---



With compliments from ,

Catalogue: Defender 2007-

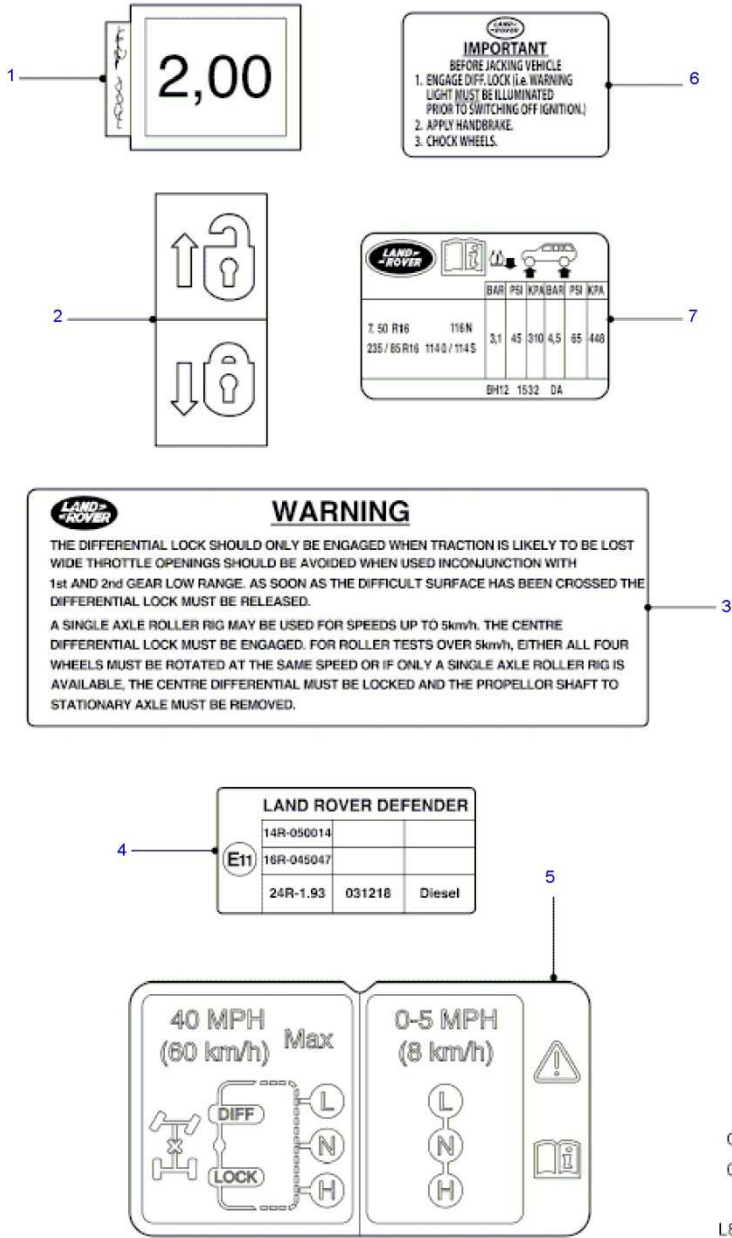
Section: C01.005 BARREL LOCK & KEYS (FROM (V)7A000001)



LN0226



Callout	Description	Qty	OSI	From	To	E	Number
1	LOCK & KEYS, WITH STEERING COLUMN LOCK, 1 DOOR BARREL / 2 KEYS, BASIC LOCKS \$	1	Y		(V)7A999999		<i>CWB001281</i>
1	LOCK & KEYS, WITH STEERING COLUMN LOCK, 1 DOOR BARREL / 2 KEYS, BASIC LOCKS \$	1	-	(V)8A000001	(V)CA555554		CWB500640
1	LOCK & KEYS, WITH STEERING COLUMN LOCK, 1 DOOR BARREL / 2 KEYS, BASIC LOCKS \$	1	-	(V)CA555555			LR039825
1	LOCK & KEYS, WITH STEERING COLUMN LOCK, 2 DOOR BARRELS / 2 KEYS, BASIC LOCKS \$	1	Y		(V)7A999999		<i>CWB000260MMH</i>
1	LOCK & KEYS, WITH STEERING COLUMN LOCK, 2 DOOR BARRELS / 2 KEYS, BASIC LOCKS \$	1	-	(V)8A000001	(V)CA555554		CWB500620
1	LOCK & KEYS, WITH STEERING COLUMN LOCK, 2 DOOR BARRELS / 2 KEYS, BASIC LOCKS \$	1	-	(V)CA555555			LR039822
1	LOCK & KEYS, WITH STEERING COLUMN LOCK, 3 DOOR BARRELS / 2 KEYS, BASIC LOCKS \$	1	-		(V)CA555554		CWB500630
1	LOCK & KEYS, WITH STEERING COLUMN LOCK, 3 DOOR BARRELS / 2 KEYS, BASIC LOCKS \$	1	-	(V)CA555555			LR039823
1	LOCK & KEYS, WITHOUT STEERING COLUMN LOCK, 1 DOOR BARREL / 2 KEYS, BASIC LOCKS \$	1	-				CWC500190
2	KEY-BLANK OWNER \$	X	-				CWE500390
3	LOCK ASSEMBLY \$	X	-				CWC500200H



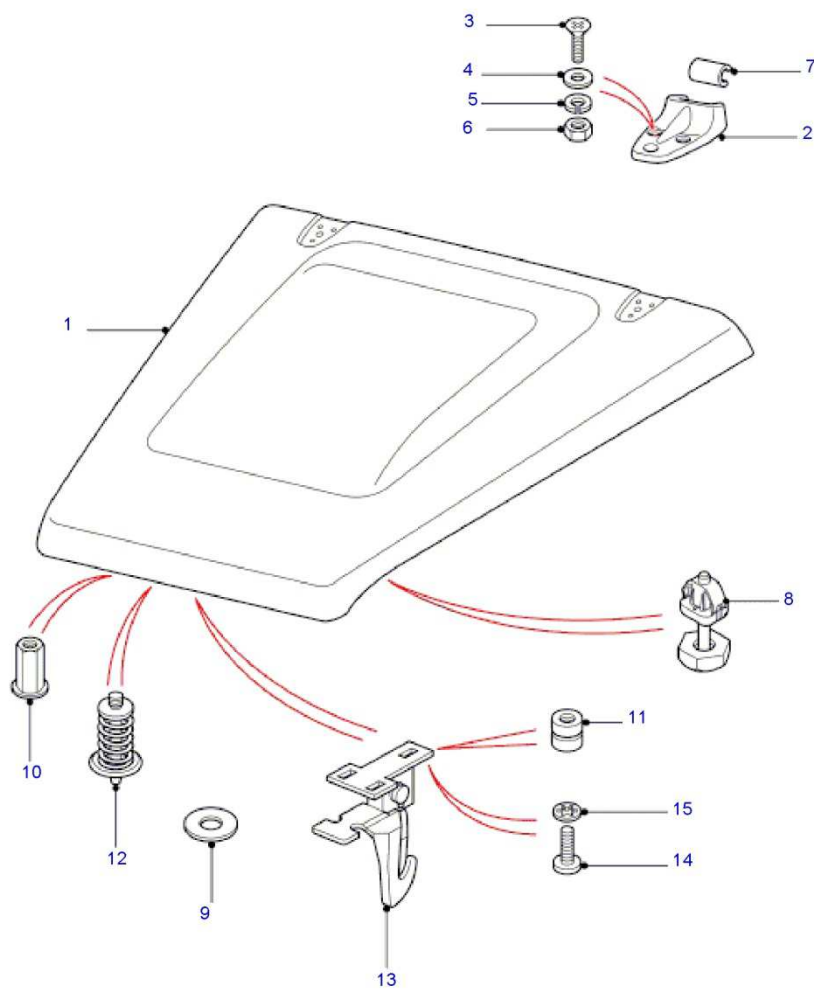
C01.010  
02-2011  
L8  
L8C01010

Callout	Description	Qty	OSI	From	To	E	Number
1	DECAL, 1.93MM, SMOKE ABSTION COEFFICIENT LABEL \$	1	-				BAC001110
1	DECAL, 2.75MM, SMOKE ABSTION COEFFICIENT LABEL \$	1	-				BAC001120
2	DECAL, REAR END DOOR, CHILD LOCK \$	2	-				BAD100300
3	DECAL, INSTRUCTIONS, FUSE BOX COVER, DIFFERENTIAL LOCK \$	1	-				BTR2308
4	DECAL, EEC COMPLIANCE \$	1	-		(V)CA412570		BAC501420
4	DECAL, EEC COMPLIANCE \$	1	-	(V)CA412571			LR036356
5	DECAL, DIFFERENTIAL LOCK \$	1	-				BAC501310
6	LABEL-JACK INFORMATION \$	1	-				BTR172
7	LABEL - TIRE PRESSURE INSTRUCTION, '90" WHEELBASE' \$	1	-	(V)BA000001			LR023779
7	LABEL - TIRE PRESSURE INSTRUCTION, '110" WHEELBASE', WITH STANDARD DUTY REAR SPRINGS \$	1	-	(V)BA000001			LR023780
7	LABEL - TIRE PRESSURE INSTRUCTION, '110" WHEELBASE', WITH HEAVY DUTY REAR SPRINGS \$	1	-	(V)BA000001			LR023781
7	LABEL - TIRE PRESSURE INSTRUCTION, '130" WHEELBASE' \$	1	-	(V)BA000001			LR023782

With compliments from ,

Catalogue: Defender 2007-

Section: C01.015 HOOD AND RELATED PARTS (FROM (V)7A000001)

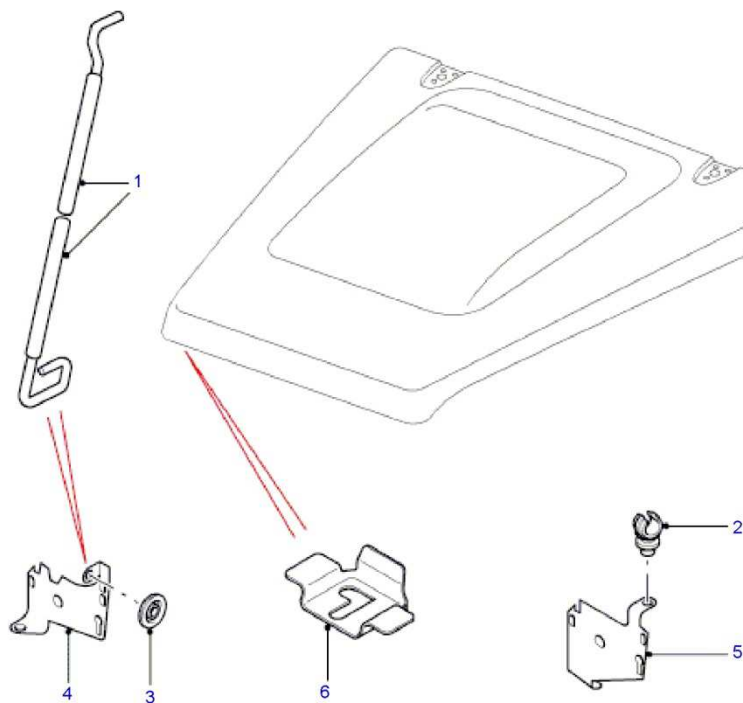


C01.015  
11-2010  
L8  
LN0276A

Callout	Description	Qty	OSI	From	To		E	Number
1	BONNET ASSEMBLY \$	1	-					BKA710140
2	HINGE ASSEMBLY-BONNET \$	2	-					AHU710010
3	SCREW, M6 X 20MM, COUNTER SUNK, RECESSED, HINGE TO BONNET ASSEMBLY \$	6	-					BYP500180
4	WASHER, M6 \$	6	-					WJ106006
5	WASHER, M6, SPRUNG \$	6	-					WL106002
6	NUT, M6 \$	6	-					FN106046
7	BUSH \$	2	-					346849
8	BUFFER-BONNET \$	2	-		[V]8A999999			CJM500030
8	BUFFER-BONNET \$	2	-	[V]9A000001				CJM500040
9	WASHER-PLAIN, STRIKER TO BONNET \$	2	-					WA112086
10	NUT-BONNET LATCH LOCKING \$	1	-					FRP100010
11	NUT - BLIND ANCHOR, M6 \$	3	-					AWR6715
12	STRIKER-BONNET \$	1	-					AGB710020
13	HOOK-BONNET SAFETY CATCH \$	1	-					MUC6457
14	SCREW, M6 X 16MM, TO BONNET ASSEMBLY \$	3	-					SE106161L
15	WASHER, M6, STARLOCK \$	3	-					WF106001L

With compliments from ,  
Catalogue: Defender 2007-  
Section: C01.020 BONNET PROP (FROM (V)7A000001)

---



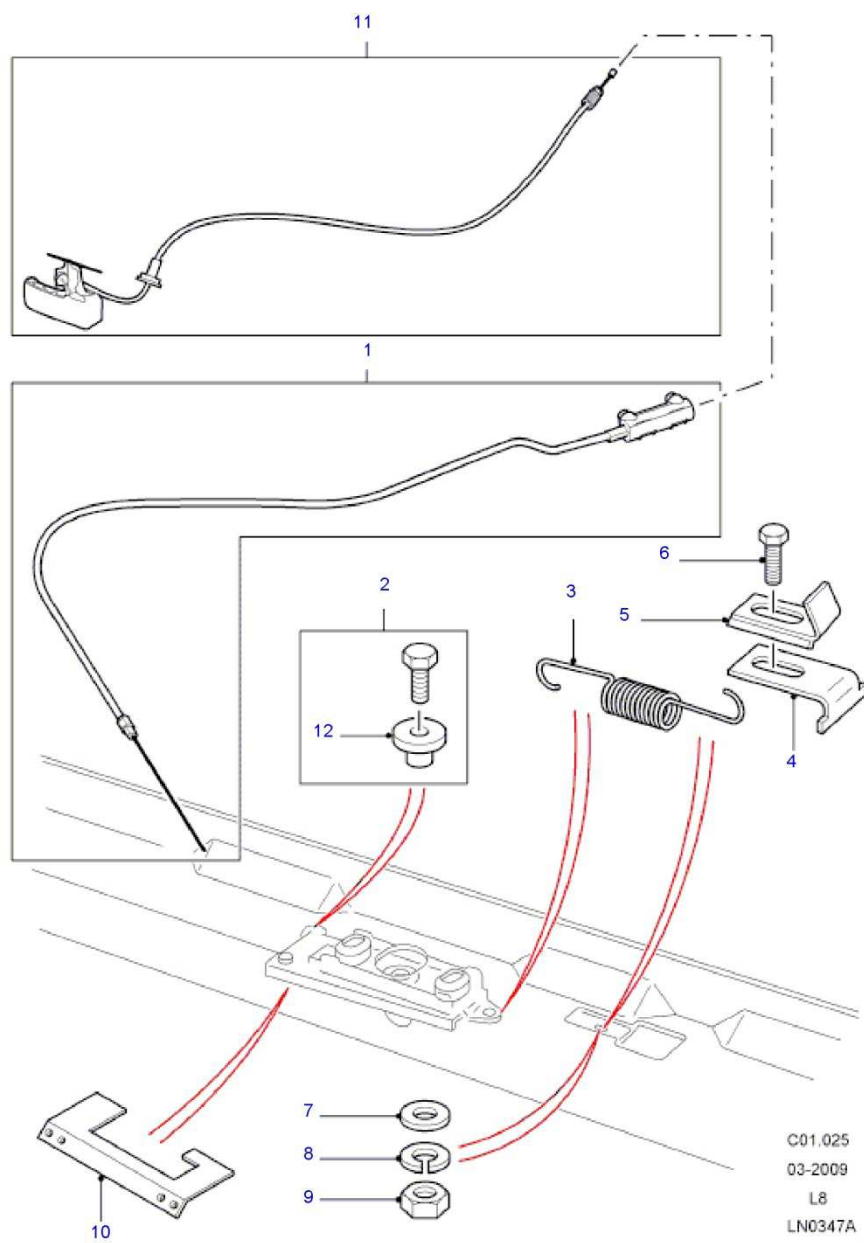
C01.020  
07-2007  
L8  
LN0154B

Callout	Description	Qty	OSI	From	To		E	Number
1	STAY-BONNET \$	1	-					ALR7187
2	CLIP, BONNET PROP \$	1	-					PRC3180
3	GROMMET \$	1	-					AYA10004L
4	BRACKET-BONNET STAY, STOWAGE CLIP END, RH \$	1	-					ASU710040
5	BRACKET-BONNET STAY, PIVOT BUSH END, LH \$	1	-					ASU710050
6	BRACKET-BONNET STAY \$	1	-					ALR7188

With compliments from ,

Catalogue: Defender 2007-

Section: C01.025 BONNET RELEASE (FROM (V)7A000001)



© 2004 - 2012 Infomedia Ltd and its licensors.

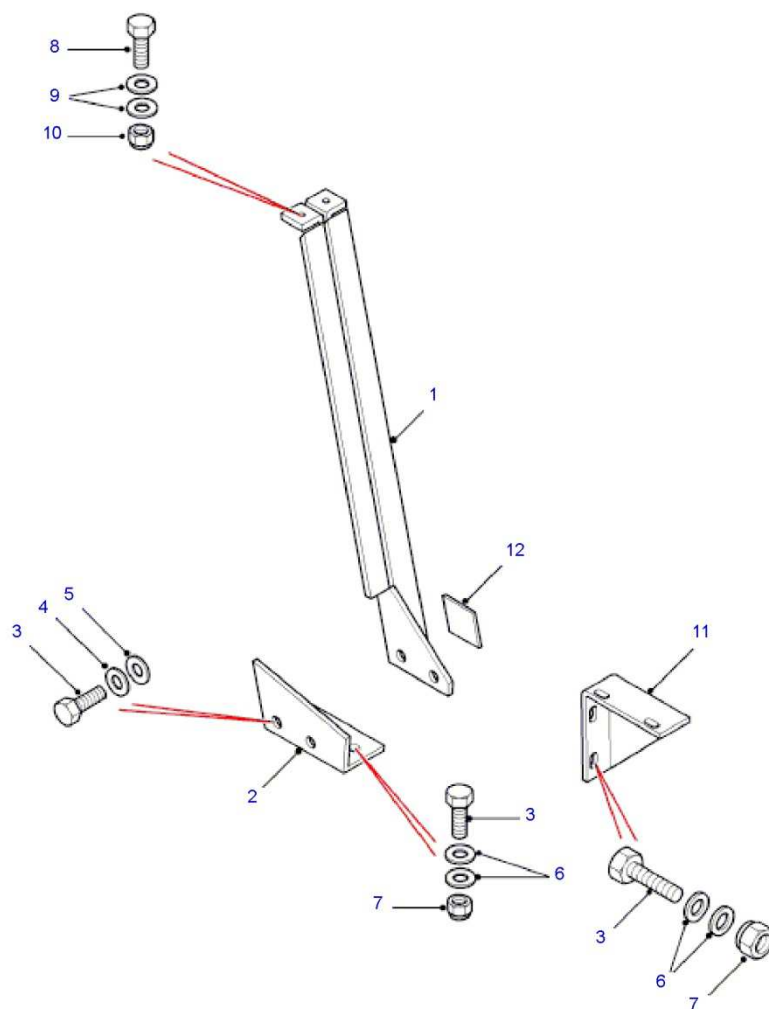


Callout	Description	Qty	OSI	From	To	E	Number
1	CABLE - HOOD CONTROL \$	1	-				FSE500080
2	KIT-BONNET LOCKING \$	1	-				STC927
3	SPRING-RETURN \$	1	Y		(V)9A777776		351991
3	SPRING-RETURN \$	1	-	(V)9A777777			LR014058
4	PLATE-ADJUSTING-HOOK \$	1	Y		(V)9A888887		FPN500010
4	PLATE-ADJUSTING-HOOK \$	1	-	(V)9A888888			LR016707
5	PLATE-CATCH ASSEMBLY BASE \$	1	-				MWC3339
6	BOLT - HEX.HEAD, M6 X 20MM, FLANGED HEAD, TO PLATE CATCH \$	1	-				FS106206
7	WASHER, M6, SPRUNG \$	1	-				WL106002
8	WASHER, PLAIN, 6MM \$	1	-				WA106042
9	NUT - HEX., M6, NYLOC, HEXAGONAL \$	1	-				NH106047L
10	SHIELD-BONNET LATCH \$	1	-				ALR9155
11	CABLE - HOOD CONTROL \$	1	Y		(V)8A761580		FSC500020PMA
11	CABLE - HOOD CONTROL \$	1	-	(V)8A761581			FSC500030PMA
12	NIPPLE, BONNET CABLE TO CATCH \$	1	-				FPG500010

With compliments from ,

Catalogue: Defender 2007-

Section: C01.030 BULKHEAD STIFFENERS (HIGH CAPACITY PICK UP FROM (V)7A000001 OR CHASSIS CAB FROM (V)7A000001 OR CHASSIS CREW CAB FROM (V)7A000001 OR CREW CAB HCPU FROM (V)7A000001)



C01.075  
10-2005  
L1  
LN0068A

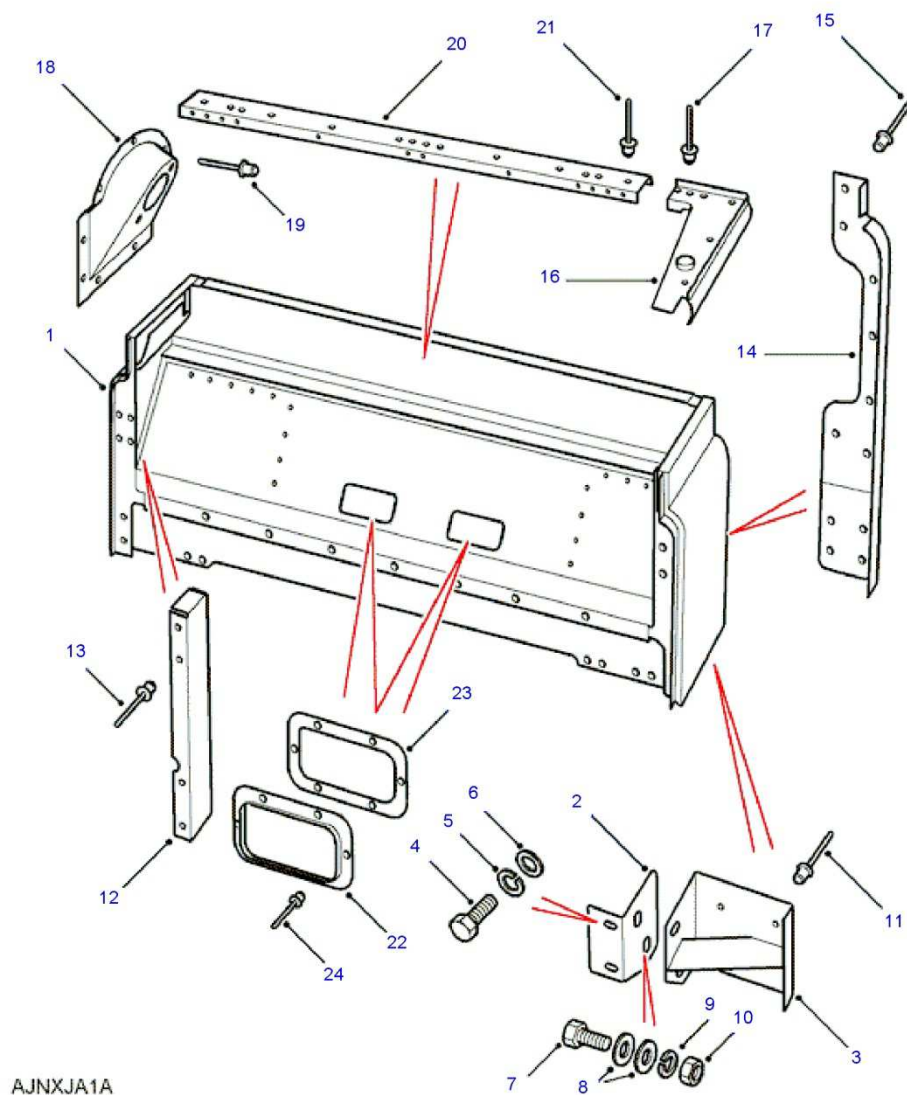
© 2004 - 2012 Infomedia Ltd and its licensors.

Callout	Description	Qty	OSI	From	To	E	Number
1	STIFFENER-CAB BASE ASSEMBLY, RH \$	1	-				MTC4384
1	STIFFENER-CAB BASE ASSEMBLY, LH \$	1	-				MTC4385
2	BRACKET-STIFFENER MOUNTING, RH \$	1	-				MTC5608
2	BRACKET-STIFFENER MOUNTING, LH \$	1	-				MTC5609
3	SCREW, M8 X 25, FLANGED HEAD \$	10	Y				FS108257L
4	WASHER, M8, SPRUNG \$	4	-				WL108007L
5	WASHER, 8MM \$	4	-				WA108056
6	WASHER, M8 \$	10	-				WC108051L
7	NUT - HEX., M8, NYLOC \$	8	Y				NY108041
8	BOLT - HEX.HEAD, M6 X 20MM, FLANGED HEAD \$	4	-				FS106206
9	WASHER, PLAIN, 6MM \$	8	-				WA106042
10	NUT - HEX., M6, HEXAGONAL HEAD, NYLOC \$	4	-				FY106046
11	BRACKET, RH \$	1	-				MTC3052
11	BRACKET, LH \$	1	-				MTC3051
12	PAD-ADHESIVE, TO CAB STIFFENERS, HIGH CAPACITY PICK UP \$	1	-				AZF100050

With compliments from ,

Catalogue: Defender 2007-

Section: C01.035 CAB BASE ASSEMBLY (CHASSIS CAB FROM (V)7A000001 OR HIGH CAPACITY PICK UP FROM (V)7A000001 OR CHASSIS CREW CAB FROM (V)7A000001 OR CREW CAB HCPU FROM (V)7A000001)



AJNXJA1A

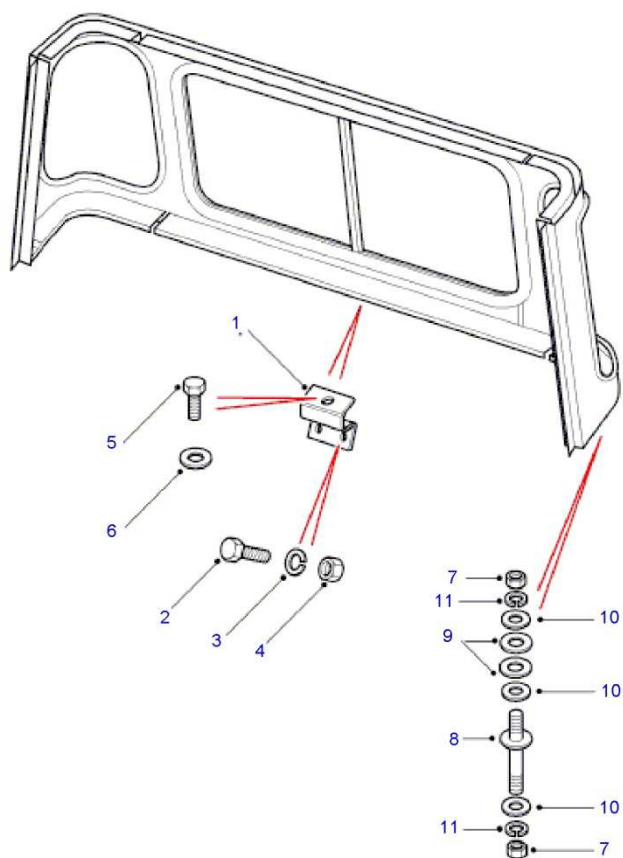
© 2004 - 2012 Infomedia Ltd and its licensors.

Callout	Description	Qty	OSI	From	To	E	Number
1	BASE ASSEMBLY-CAB, '90" WHEELBASE' \$	1	-				MWC9340
1	BASE ASSEMBLY-CAB, '110" WHEELBASE' \$	1	-				MWC9340
1	BASE ASSEMBLY-CAB, CHASSIS CAB, '130" WHEELBASE' \$	1	-				MWC9340
1	BASE ASSEMBLY-CAB, (CHASSIS CREW CAB, '130" WHEELBASE' OR CREW CAB HCPU, '130" WHEELBASE') \$	1	-				RRC6245
2	ANGLE MOUNTING, RH \$	1	-				MTC2106
2	ANGLE MOUNTING, LH \$	1	-				MTC2107
3	ANGLE REINFORCING, RH \$	1	-				MTC2224
3	ANGLE REINFORCING, LH \$	1	-				MTC2225
4	SCREW-FLANGED HEAD, M6 X 16MM, FLANGED HEAD, BRACKET TO CAB BASE \$	4	-				FS106167L
5	WASHER, M6, SPRUNG \$	4	-				WL106002
6	WASHER, PLAIN, 6MM \$	4	-				WA106042
7	SCREW-FLANGED HEAD, M6 X 16MM, FLANGED HEAD, SUPPORT TO BRACKET \$	4	-				FS106167L
8	WASHER, M6, PLAIN \$	8	-				MRC5527
9	WASHER, M6, SPRUNG \$	4	-				WL106002
10	NUT, M6 \$	4	-				FN106046
11	RIVET, '3/16" X 0.45"LNG', POP, ANGLE TO CAB BASE \$	8	-				78248
12	STIFFENER, RH, DOOR PILLAR \$	1	-				BDT710060
12	STIFFENER, LH, DOOR PILLAR \$	1	-				BDT710070
13	MONOBOLT, '1/4"', STIFFENER TO TAILGATE \$	4	-				VY6500060
14	ANGLE PROTECTION, CORNER, RH \$	1	Y		(V)7A999999		ALR1466
14	ANGLE PROTECTION, CORNER, RH \$	1	-	(V)8A000001			AQL710380
14	ANGLE PROTECTION, CORNER, LH \$	1	-		(V)7A999999		ALR1467
14	ANGLE PROTECTION, CORNER, LH \$	1	-	(V)8A000001			AQL710390
15	RIVET, '3/16" X 0.45"LNG', POP, ANGLE TO CAB BASE \$	26	-				78248
16	CAPPING, LH \$	1	-		(V)9A769248		MWC3321
16	CAPPING, LH \$	1	-		(V)9A769249		AMN711150
16	CAPPING, RH \$	1	-				AMN711140
17	RIVET, '3/16" X 0.45"LNG', CAPPING TO CAB BASE \$	8	-				78248
18	COWL-FUEL FILLER, GALVANISED - NOT SUITABLE FOR PAINTING, '110" WHEELBASE' \$	1	Y				330366
18	COWL-FUEL FILLER, GALVANISED AND TREATED - SUITABLE FOR PAINTING, '110" WHEELBASE' \$	1	-				MUC9158
19	RIVET, '3/16" X 0.45"LNG', POP, '110" AND 130" WHEELBASE' \$	9	-				78248
20	CAPPING \$	1	-				MWC2938
21	RIVET, '3/16" X 0.575"LNG' \$	39	-				RU612373L
22	PLATE \$	2	-				MUC6519
23	GASKET \$	2	-				MWC2129
24	RIVET, '3/16" X 0.45"LNG', POP, PLATE TO CAB BASE \$	12	-				78248

With compliments from ,

Catalogue: Defender 2007-

Section: C01.040 CAB BODY PANEL FIXINGS (FROM (V)7A000001)



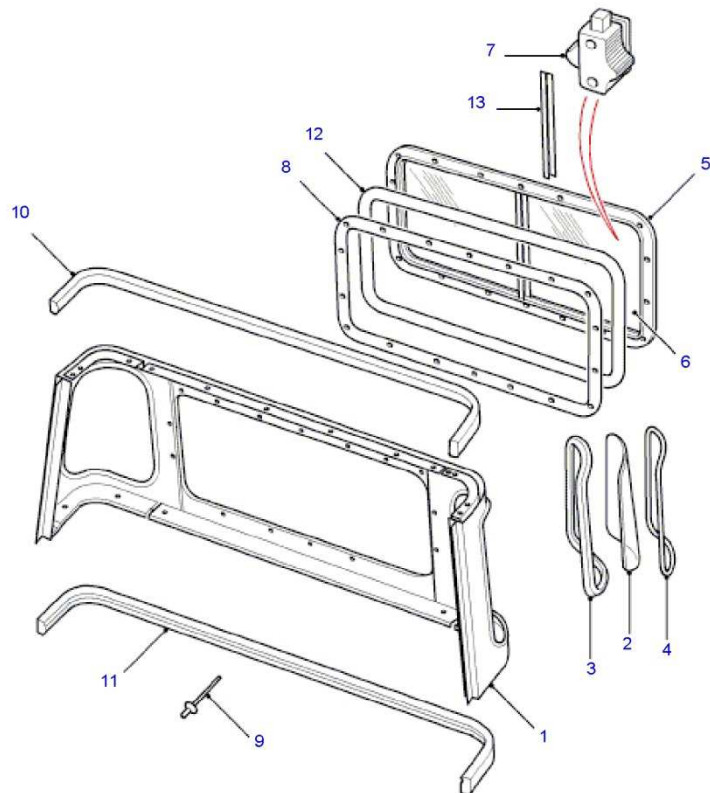
C01.040  
07-2007  
L8  
LN0339

Callout	Description	Qty	OSI	From	To	E	Number
1	BRACKET MOUNTING \$	4	-				AQU500140
2	SCREW, FLANGED HEAD, M6 X 25MM, BRACKET TO BODY \$	8	Y				FS106255L
3	WASHER, M6, SPRUNG \$	8	-				WL106002
4	NUT, M6 \$	8	-				FN106046
5	SCREW, M12 X 25, BRACKET TO BODY \$	4	Y				FS112251
6	WASHER-PLAIN, M13 X 30MM, THICK \$	4	-				VYF500070
7	NUT - HEX., M8, FLANGE, LESS ALTERNATIVES \$	4	Y				FN108041L
8	STUD, M8 \$	2	-				AYR500120
9	WASHER, PLAIN, STANDARD, ALTERNATIVES, NORMAL O.D. \$	4	-				WP185L
9	WASHER, PLAIN, STANDARD, LESS ALTERNATIVES \$	4	-				WP185L
10	WASHER-PLAIN, '5/16"' \$	6	-				3829
11	WASHER-SPRING, '5/16"', ALTERNATIVES \$	4	-				WM600051L

With compliments from ,

Catalogue: Defender 2007-

Section: C01.045 CAB BODY PANEL REAR (CHASSIS CAB, '110" WHEELBASE' FROM (V)7A000001 OR CHASSIS CAB, '130" WHEELBASE' FROM (V)7A000001 OR PICK UP, '90" WHEELBASE' FROM (V)7A000001 OR PICK UP, '110" WHEELBASE' FROM (V)7A000001 OR HIGH CAPACITY PICK UP, '110" WHEELBASE' FROM (V)7A000001 OR CHASSIS CREW CAB, '130" WHEELBASE' FROM (V)7A000001 OR CREW CAB HCPU, '130" WHEELBASE' FROM (V)7A000001 OR CREW CAB PICK UP, '110" WHEELBASE' FROM (V)7A000001)



C01.045  
08-2008  
L8  
LN0281A

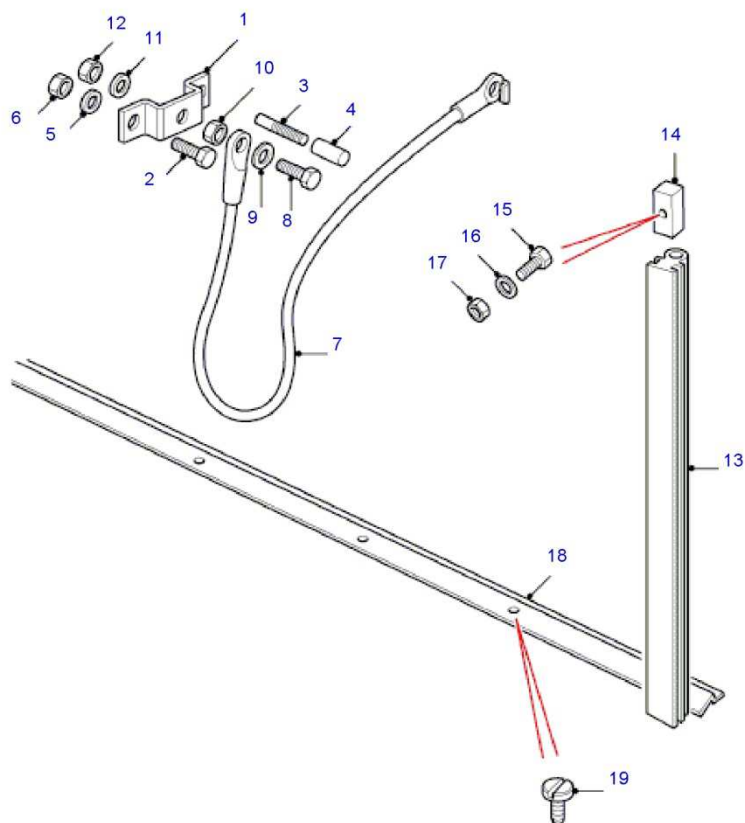


Callout	Description	Qty	OSI	From	To		E	Number
1	PANEL OUTER, REAR \$	1	-					AQA711010
2	GLASS-REAR QUARTER, RH, 4 MM GLASS \$	1	-					MWC4710
2	GLASS-REAR QUARTER, LH, 4 MM GLASS \$	1	-					MWC4711
3	WEATHERSTRIP-REAR QUARTER, 4 MM GLASS \$	1	Y		(V)9A777776			CHB500030
3	WEATHERSTRIP-REAR QUARTER, 4 MM GLASS \$	1	-	(V)9A777777				LR012213
4	FILLER STRIP \$	2	-		(V)7A750705			330791
4	FILLER STRIP \$	2	-	(V)7A750706	(V)9A767999			CHB500020
4	FILLER STRIP \$	2	-	(V)9A768000				CHB500040
5	GLASS ASSEMBLY-OPENING BACKLIGHT, RH, 4MM GLASS \$	1	-		(V)CA555554			CPB500840
5	GLASS ASSEMBLY-OPENING BACKLIGHT, RH, 4MM GLASS \$	1	-	(V)CA555555				LR044315
6	GLASS-BACKLIGHT SLIDING \$	2	-					MWC4726
7	CATCH ASSEMBLY-SIDE OPENING WINDOW, LH \$	1	-					MWC7625
7	CATCH ASSEMBLY-SIDE OPENING WINDOW, RH \$	1	-					MWC7648
8	SEAL GLAZING \$	1	-					MWC7641
9	RIVET \$	18	-					RU610253
10	SEAL-RUBBER, UPPER, CANTRAIL \$	1	-					334614
11	SEAL, WAIST \$	1	-					CFE500661
12	FELT-NVH \$	2	-					MWC7620
13	SEAL \$	1	-					MWC7652

With compliments from ,

Catalogue: Defender 2007-

Section: C01.050 CABLE-REAR BODY TAILGATE (WITH LOWER TAILGATE FROM (V)7A000001 OR WITH HIGH CAPACITY TAILGATE FROM (V)7A000001)



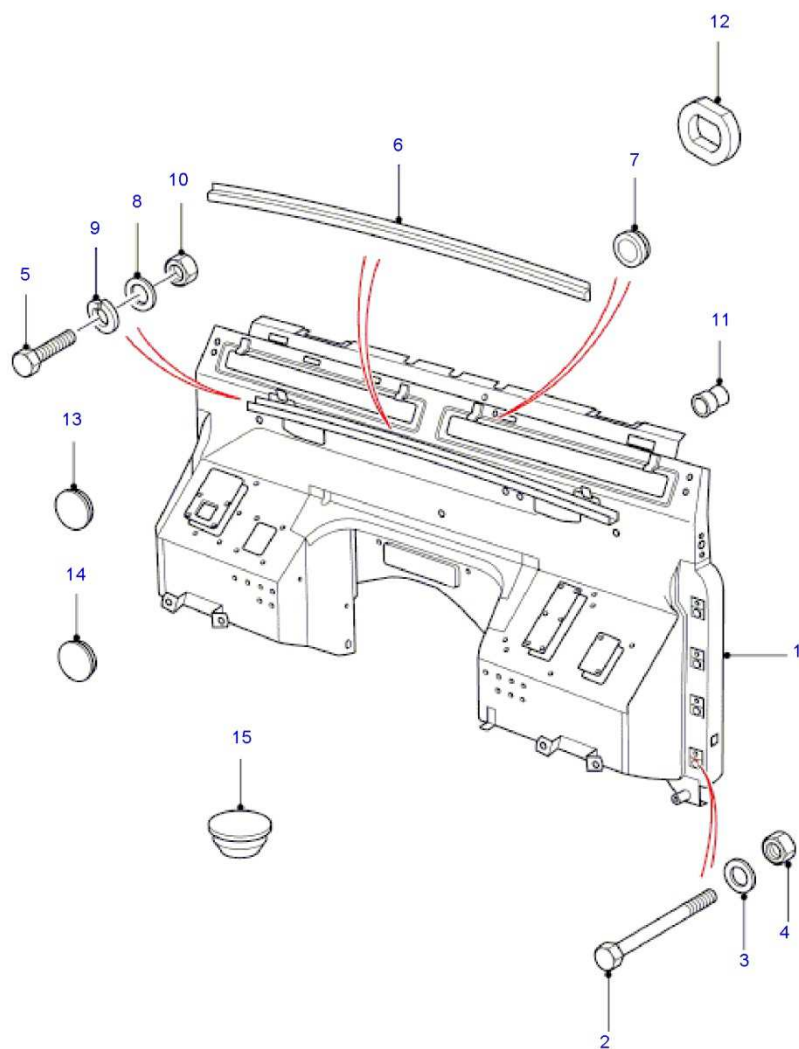
C01.050  
01-2007  
L8  
LN0322

Callout	Description	Qty	OSI	From	To	E	Number
1	BRACKET, CABLE \$	2	Y		(V)9A888887		MUC8759
1	BRACKET, CABLE \$	2	-	(V)9A888888			LR016681
2	SCREW-FLANGED HEAD, M6 X 16MM, FLANGED HEAD, FIXING BRACKET \$	2	-				FS106167L
3	STUD \$	2	-				RRC5533
4	COVER-PROTECTOR \$	2	-				RRC5677
5	WASHER, M6, SPRUNG \$	4	-				WL106002
6	NUT, M6 \$	4	-				FN106046
7	CABLE-RETENTION \$	2	-				BYC500070
8	SCREW, M8 X 25, FLANGED HEAD, CABLE TO BRACKET \$	2	Y				FS108257L
9	WASHER, M8 \$	2	-				WC108051L
10	NUT - HEX., HEXAGONAL HEAD \$	2	-				NT108042
11	WASHER, M8 \$	2	-				WC108051L
12	NUT - HEX., HEXAGONAL HEAD \$	2	-				NT108042
13	SEAL-TAILGATE, RH \$	1	-		(V)AA999999		CKE101101
13	SEAL-TAILGATE, RH \$	1	-	(V)BA000001	(V)CA444444		LR024757
13	SEAL-TAILGATE, RH \$	1	-	(V)CA444445			LR044311
13	SEAL-TAILGATE, LH \$	1	Y		(V)AA999999		CKE101111
13	SEAL-TAILGATE, LH \$	1	-	(V)BA000001	(V)CA444444		LR024825
13	SEAL-TAILGATE, LH \$	1	-	(V)CA444445			LR044312
14	BUFFER-TAILGATE \$	2	-				332146
15	SCREW, M4 X 12, FIXING BUFFER \$	2	-				SE104121L
15	SCREW, M4 X 12, FIXING BUFFER, SOFT TOP \$	2	-				SP104122
16	WASHER-PLAIN \$	2	-				WC104001L
17	NUT-HEXAGONAL, M4 \$	2	-				NH104041L
18	COVER-PROTECTOR \$	1	Y				330145
19	SCREW, SELF TAPPING, NO 6 X 1/2, PROTECTOR FIXING \$	7	-		(V)7A735841		AB606041L
19	SCREW, SELF TAPPING, NO 6 X 1/2, PROTECTOR FIXING \$	7	-	(V)7A735842			AB606042

With compliments from ,

Catalogue: Defender 2007-

Section: C01.060 DASH ASSEMBLY (FROM (V)7A000001)



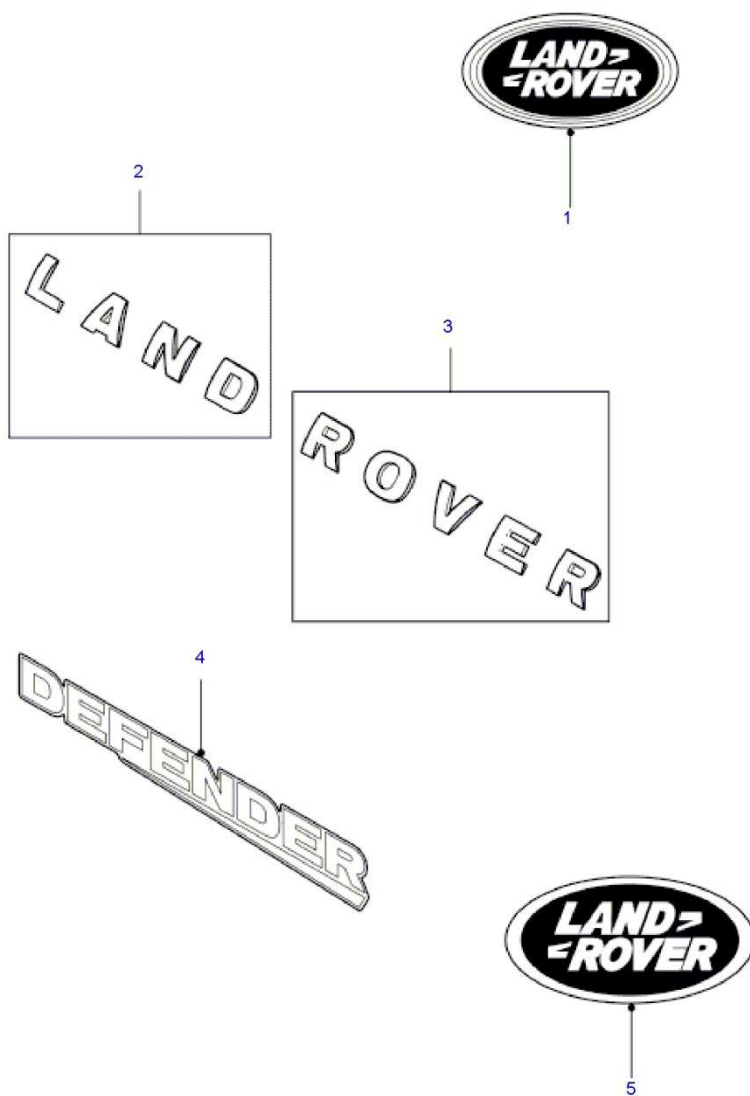
C01.060  
12-2011  
L8  
LN0325A

Callout	Description	Qty	OSI	From	To	E	Number
1	DASH ASSEMBLY, LHD \$	1	Y		(V)BA666665		AHA710550
1	DASH ASSEMBLY, LHD \$	1	-	(V)BA666666	(V)BA999999		LR031930
1	DASH ASSEMBLY, LHD \$	1	-	(V)CA000001	(V)CA555554		LR029560
1	DASH ASSEMBLY, LHD \$	1	-	(V)CA555555			LR029560
1	DASH ASSEMBLY, RHD \$	1	Y		(V)BA666665		AHA710560
1	DASH ASSEMBLY, RHD \$	1	-	(V)BA666666	(V)BA999999		LR031931
1	DASH ASSEMBLY, RHD \$	1	-	(V)CA000001	(V)CA555554		LR029559
1	DASH ASSEMBLY, RHD \$	1	-	(V)CA555555			LR040901
2	BOLT, M12 X 180, TO DASH ASSEMBLY \$	2	-				AYG500080
3	WASHER, M12, PLAIN, STANDARD \$	5	-				WA112081L
4	NUT - HEX., M12, HEXAGONAL \$	2	Y				NH112041L
5	SCREW, M8 X 25, TO DASH ASSEMBLY \$	4	-				AFU1499
6	SEAL, DRAIN CHANNEL \$	1	-				MWC2567
7	PLUG-BLANKING, WIPER SPINDLE \$	2	-				MWC2309
7	PLUG-BLANKING, 12 X 18MM \$	2	Y				DYB000030
8	WASHER, M8 \$	4	-				WC108051L
9	WASHER, M8, SPRUNG \$	4	Y				WL108007
10	NUT - HEX., M8, FLANGED HEAD \$	4	-				FN108046
11	NUTSERT-BLIND, M8, BLIND \$	2	-		(V)9A777776		AYH500290
11	NUTSERT-BLIND, M8, BLIND \$	2	-	(V)9A777777	(V)AA777776		LR014149
11	NUTSERT-BLIND, M8, BLIND \$	2	-	(V)AA777777			LR023485
12	SEAL, WIPER SPINDLE \$		-				DKK500010
13	PLUG, HEATER \$	1	-				345140
14	GROMMET, 25MM DIAMETER \$	1	-				14A7081
(15)	GROMMET-BLIND \$	1	-				AYB000030

With compliments from ,

Catalogue: Defender 2007-

Section: C01.065 DECALS (FROM (V)7A000001)



C01.065

06-2011

L8

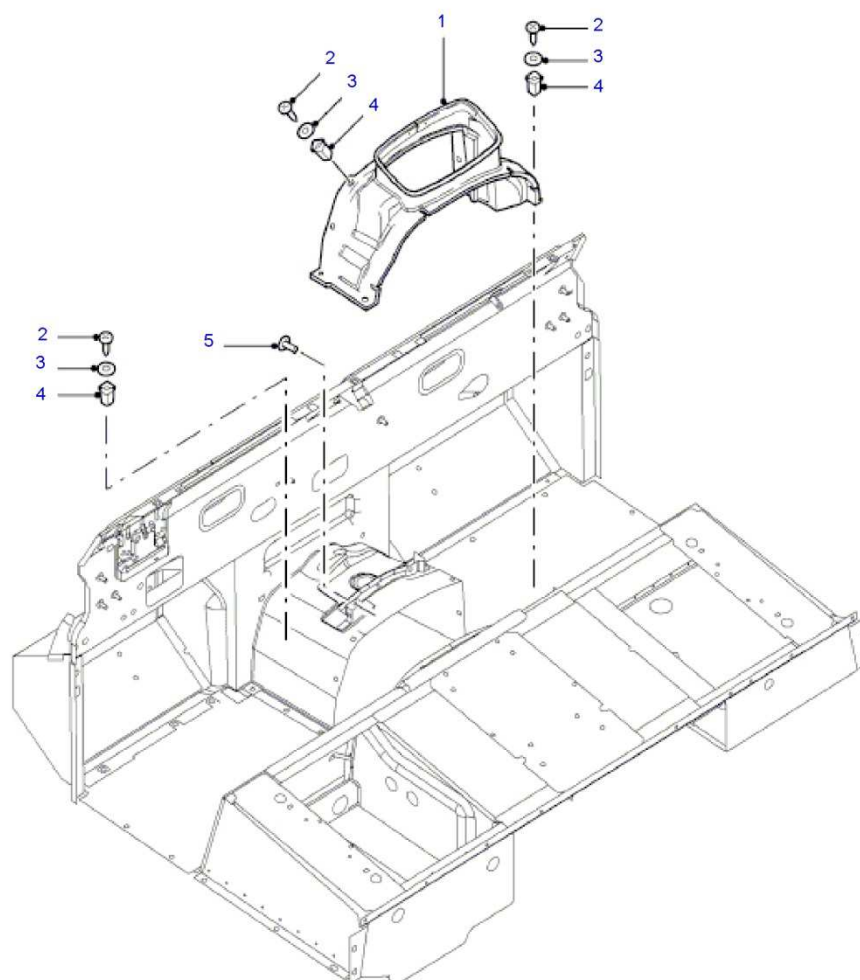
LN0334B

Callout	Description	Qty	OSI	From	To	E	Number
1	NAME PLATE, GOLD, FRONT, LAND ROVER \$	1	-		[V]AA999999		DAS100150
1	NAME PLATE, FRONT, LAND ROVER, SILVER ON GREEN BACKGROUND \$	1	-	(V)BA000001			LR023360
2	NAME PLATE, FRONT, LAND \$	1	-				DAB500290
3	NAME PLATE, FRONT, ROVER \$	1	-				DAB500300
4	NAME PLATE, DEFENDER, BRUNEL/GRAPHITE \$	1	-				DAH500320
4	NAME PLATE, DEFENDER, TITAN \$	1	Y		[V]7A749272		<del>DAH500340</del>
4	NAME PLATE, DEFENDER, TITAN \$	1	-	(V)7A749273			DAH500360MBJ
5	NAME PLATE, GOLD, REAR, LAND ROVER \$	1	-		[V]AA999999		DAH100680
5	NAME PLATE, REAR, LAND ROVER, SILVER ON GREEN BACKGROUND \$	1	-	(V)BA000001			LR023361

With compliments from ,

Catalogue: Defender 2007-

Section: C01.075 DIAPHRAGM & TUNNEL PANELS (FROM (V)7A000001)



C01.075  
03-2007  
L8  
LN0331

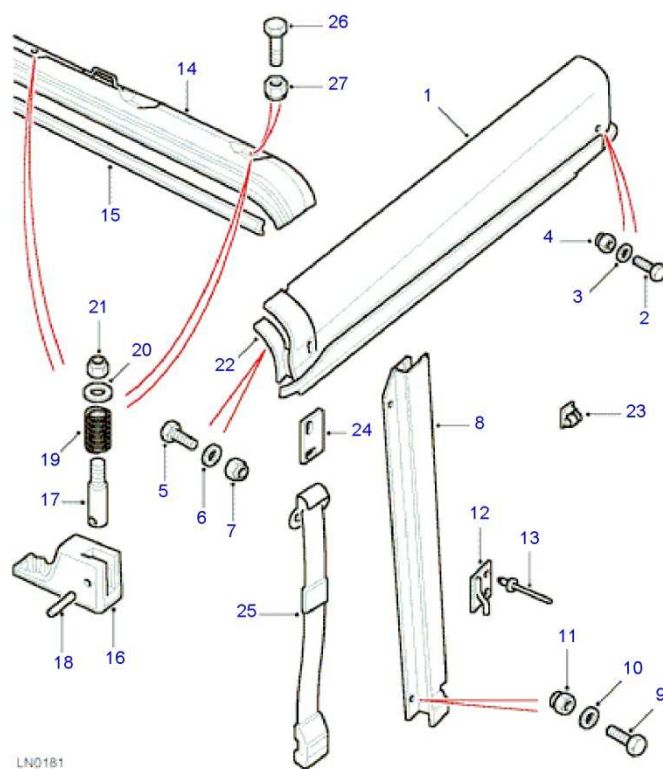


Callout	Description	Qty	OSI	From	To	E	Number
1	TUNNEL ASSEMBLY-MAIN FLOOR \$	1	-		(V)BA999999		ADF710110
1	TUNNEL ASSEMBLY-MAIN FLOOR \$	1	-	(V)CA000001			LR029564
2	SCREW, M6, SELF TAPPING \$	16	-				RYP500420
3	WASHER, M6, PLAIN \$	16	-				MRC5527
4	NUT-LOKUT \$	16	Y				CZK3164
5	BOLT \$	2	-				EYG500100

With compliments from ,

Catalogue: Defender 2007-

Section: C01.080 DRAIN CHANNELS-SOFT TOP (SOFT TOP FROM (V)7A000001)



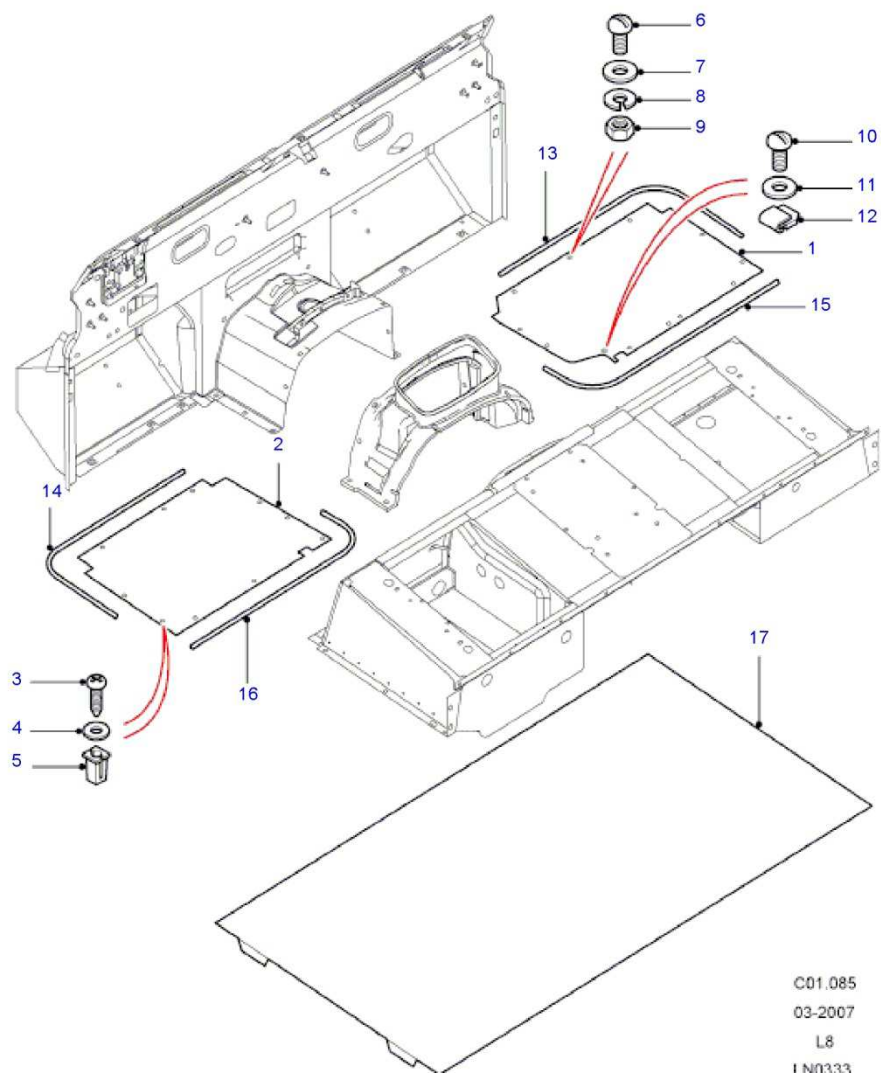
© 2004 - 2012 Infomedia Ltd and its licensors.

Callout	Description	Qty	OSI	From	To		E	Number
1	DRAIN CHANNEL, RH, TOP \$	1	Y					RRC3972
1	DRAIN CHANNEL, TOP, LH \$	1	Y					RRC3973
2	BOLT - HEX.HEAD, M6 X 20MM, FLANGED HEAD, FIXING CHANNEL \$	2	-					FS106206
3	WASHER, PLAIN \$	2	-					AFU1080
4	NUT - HEX., M6, HEXAGONAL HEAD, NYLOC \$	2	-					FY106046
5	SCREW-FLANGED HEAD, M6 X 16MM, FLANGED HEAD, FIXING CHANNEL \$	2	-					FS106167L
6	WASHER, PLAIN \$	2	-					AFU1080
7	NUT - HEX., M6, HEXAGONAL HEAD, NYLOC \$	2	-					FY106046
8	DRAIN CHANNEL, RH, SIDE \$	1	-					MTC5428
8	DRAIN CHANNEL, SIDE, LH \$	1	-					MTC5429
9	SCREW-FLANGED HEAD, M6 X 16MM, FLANGED HEAD, FIXING CHANNEL \$	4	-					FS106167L
10	WASHER, PLAIN \$	8	-					AFU1080
11	NUT - HEX., M6, HEXAGONAL HEAD, NYLOC \$	4	-					FY106046
12	HOOK-ROPE, FRONT, RH \$	1	-					330578
12	HOOK-ROPE, FRONT, LH \$	1	-					330579
13	RIVET, '3/16" X 0.45"LNG', POP \$	4	-					78248
14	HEADER RAIL, VINYL. \$	1	-					RRC8597
15	SEAL \$	1	-					MTC7252
16	HANDLE-GRAB \$	4	-					MTC4581
17	SPINDLE-HOOD RET \$	4	-					MTC4583
18	PIN-SPRING \$	4	-					PA106201
19	SPRING \$	4	-					MTC4584
20	WASHER, M6, OVERSIZE \$	4	-					WC106041L
21	NUT - HEX., M6, HEXAGONAL HEAD, NYLOC \$	4	-					FY106046
22	SEAL \$	2	-					MTC7431
23	HOOK-DRAIN CHANNEL \$	6	-					AFU4162
24	SEAL, TOP DRAIN CHANNEL TO HOODSTICK \$	2	-					MUC4538
25	STRAP-HOOD, KHAKI GREEN \$	2	-					MUC4061ACG
25	STRAP-HOOD, MATT SAND \$	2	-					MUC4061ABE
26	SCREW-PAN, M6 X 25MM \$	6	-					SE106256
27	NUT - HEX., M6, HEXAGONAL HEAD, NYLOC \$	6	-					FY106046

With compliments from ,

Catalogue: Defender 2007-

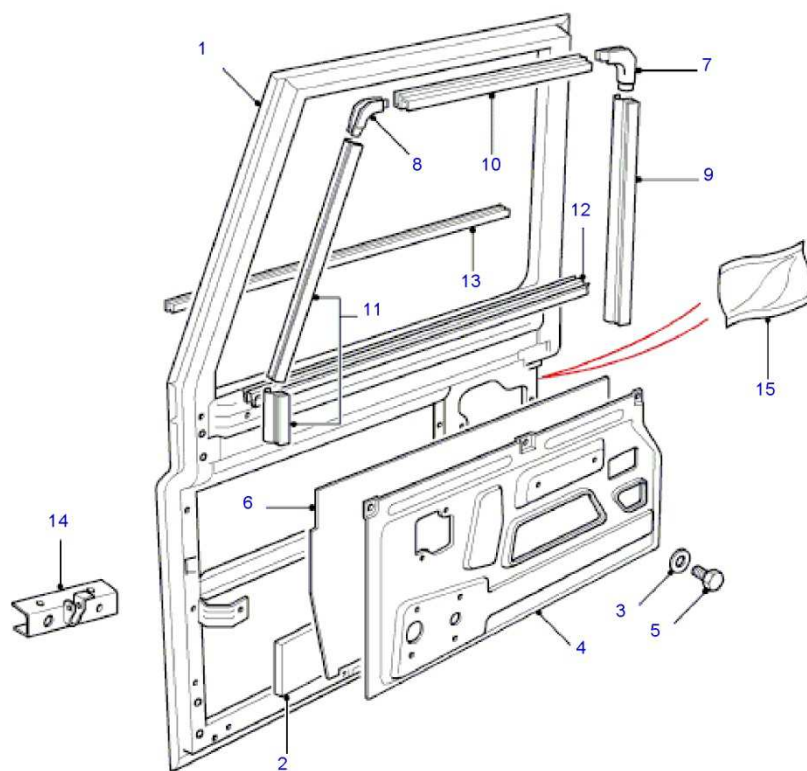
Section: C01.085 FLOOR PLATES (FROM (V)7A000001)



Callout	Description	Qty	OSI	From	To		E	Number
1	PANEL-MAIN FLOOR, FRONT, RH \$	1	-					ADP710100
2	PANEL-MAIN FLOOR, FRONT, LH \$	1	-					ADP710110
3	SCREW, SELF TAPPING, TO FLOOR ASSEMBLY \$	2	-					DA614061L
4	WASHER, M6, PLAIN \$	4	-					MRC5527
5	NUT-LOKUT \$	4	-					CZA4705L
6	SCREW, M6 X 20MM, PAN HEAD, TO FLOOR PLATE \$	4	-					RY6500650
7	WASHER, M6, OVERSIZE \$	4	-					WC106041L
8	WASHER, M6, SPRUNG \$	4	-					WL106002
9	NUT, M6 \$	4	-					FN106046
10	BOLT, TO FLOOR PLATE \$	5	-					DA614061L
11	WASHER, M6, OVERSIZE \$	5	-					WC106041L
12	NUT-SPIRALOK \$	5	-					AL614011
13	SEAL, LONG, 1.6M, RH \$	X	-					MRC8626
14	SEAL, LONG, 1.6M, LH \$	X	-					MRC8626
15	SEAL, LONG, 1.6M, RH \$	X	-					MRC8626
16	SEAL, LONG, 1.6M, LH \$	X	-					MRC8626
17	PANEL - FLOOR, REAR, (CHASSIS CREW CAB, '130" WHEELBASE' OR CREW CAB HCPU, '130" WHEELBASE') \$	1	-					RRC6198

With compliments from ,  
Catalogue: Defender 2007-  
Section: C01.090 FRONT DOOR ASSEMBLY (FROM (V)7A000001)

---



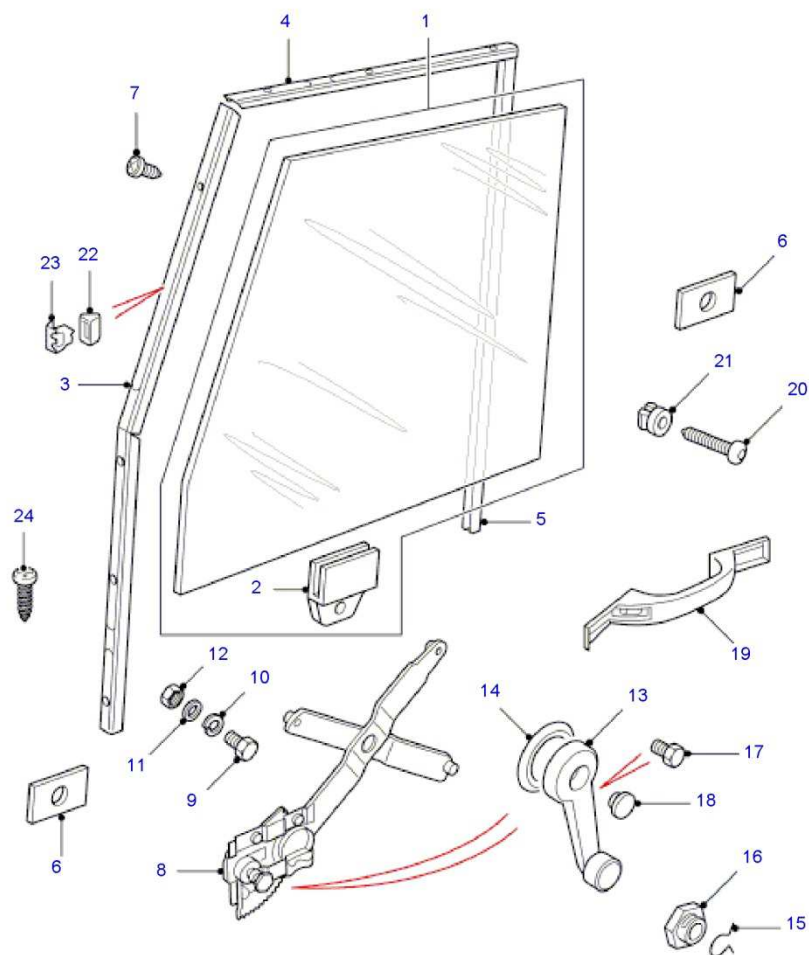
C01.090  
09-2008  
L8  
LN0317A

Callout	Description	Qty	OSI	From	To	E	Number
1	DOOR ASSEMBLY-FRONT, RH \$	1	Y		(V)AA888887		BDA710260
1	DOOR ASSEMBLY-FRONT, RH \$	1	Y	(V)AA888888	(V)BA888887		LR023507
1	DOOR ASSEMBLY-FRONT, RH \$	1	-	(V)BA888888			LR029310
1	DOOR ASSEMBLY-FRONT, LH \$	1	Y		(V)AA888887		BDA710270
1	DOOR ASSEMBLY-FRONT, LH \$	1	Y	(V)AA888888	(V)BA888887		LR023508
1	DOOR ASSEMBLY-FRONT, LH \$	1	-	(V)BA888888			LR029311
2	PAD-FRONT DOOR CASING INSULATION \$	2	-				ETE000150
3	WASHER, PLAIN, 6MM \$	10	-				WA106042
4	PANEL-INNER, RH \$	1	-				BD0710020
4	PANEL-INNER, LH \$	1	-				BD0710030
5	SCREW-FLANGED HEAD, M6 X 10, TO DOOR ASSEMBLY \$	10	-				FS106101L
6	SHEDDER-FRONT DOOR WATER, RH \$	1	Y		(V)7A751598		EJD500580
6	SHEDDER-FRONT DOOR WATER, RH \$	1	-	(V)7A751599			EJD500620
6	SHEDDER-FRONT DOOR WATER, LH \$	1	Y		(V)7A751598		EJD500590
6	SHEDDER-FRONT DOOR WATER, LH \$	1	-	(V)7A751599			EJD500630
7	FILLER, REAR, CORNER \$	2	-				201235
8	FILLER, FRONT, CORNER \$	2	-				201647
9	FILLER, VERTICAL \$	2	Y		(V)7A749522		MUC1651
9	FILLER, VERTICAL \$	2	-	(V)7A749823			BDG710010
10	FILLER, TOP \$	2	Y		(V)7A749822		MUC1652
10	FILLER, TOP \$	2	-	(V)7A749823			BDG710060
11	FILLER SLOPING, RH \$	1	Y		(V)7A749822		MUC1730
11	FILLER SLOPING, RH \$	1	-	(V)7A749823			BDG710080
11	FILLER SLOPING, LH \$	1	Y		(V)7A749822		MUC1731
11	FILLER SLOPING, LH \$	1	-	(V)7A749823			BDG710090
12	SEAL WAIST, INNER \$	2	-				MTC8473
13	SEAL WAIST, OUTER \$	2	-				ALR5980
14	BRACKET ASSEMBLY-CHECK ARM PIVOT, LH \$	1	-		(V)9A888887		BDU710150
14	BRACKET ASSEMBLY-CHECK ARM PIVOT, LH \$	1	-	(V)9A888888	(V)9A999999		LR015742
14	BRACKET ASSEMBLY-CHECK ARM PIVOT, LH \$	1	-	(V)AA000001			LR020251
14	BRACKET ASSEMBLY-CHECK ARM PIVOT, RH \$	1	Y		(V)9A888887		BDU710140
14	BRACKET ASSEMBLY-CHECK ARM PIVOT, RH \$	1	Y	(V)9A888888	(V)9A999999		LR015746
14	BRACKET ASSEMBLY-CHECK ARM PIVOT, RH \$	1	-	(V)AA000001			LR020252
15	SHEDDER-FRONT DOOR WATER, SMALL \$	X	-				EJD500010

With compliments from ,

Catalogue: Defender 2007-

Section: C01.095 FRONT DOOR GLASS AND REGULATOR (FROM (V)7A000001)



C01.095  
10-2011  
L8  
LN0300A

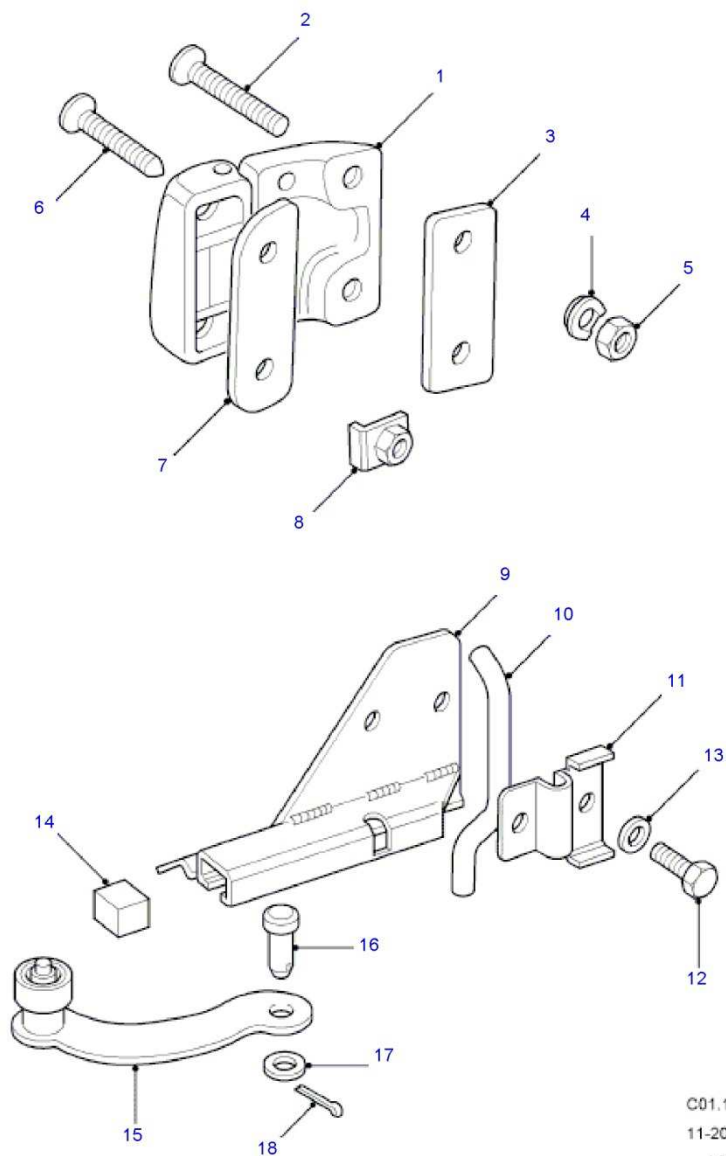


Callout	Description	Qty	OSI	From	To	E	Number
1	GLASS ASSEMBLY-FRONT DOOR, RH, WITH TINTED GLASS ALL ROUND \$	1	Y		(V)BA666665		CUB000061
1	GLASS ASSEMBLY-FRONT DOOR, RH, WITH TINTED GLASS ALL ROUND \$	1	-	(V)BA666666			LR033126
1	GLASS ASSEMBLY-FRONT DOOR, LH, WITH TINTED GLASS ALL ROUND \$	1	Y		(V)BA666665		CUB000071
1	GLASS ASSEMBLY-FRONT DOOR, LH, WITH TINTED GLASS ALL ROUND \$	1	-	(V)BA666666			LR033127
1	GLASS ASSEMBLY-FRONT DOOR, RH, WITH CLEAR GLASS - COMPLETE \$	1	Y		(V)BA666665		CUB000041
1	GLASS ASSEMBLY-FRONT DOOR, RH, WITH CLEAR GLASS - COMPLETE \$	1	-	(V)BA666666			LR033129
1	GLASS ASSEMBLY-FRONT DOOR, LH, WITH CLEAR GLASS - COMPLETE \$	1	Y		(V)BA666665		CUB000051
1	GLASS ASSEMBLY-FRONT DOOR, LH, WITH CLEAR GLASS - COMPLETE \$	1	-	(V)BA666666			LR033130
2	CLIP GLASS HOLDER \$	2	Y				AWR7092
3	CHANNEL-VERTICAL DRAIN, FRONT, 4MM GLASS \$	2	-				CFE000710
4	CHANNEL TOP \$	2	-		(V)AA797769		MXC5832
4	CHANNEL TOP \$	2	-	(V)AA797770			LR023887
5	CHANNEL-VERTICAL DRAIN, REAR \$	2	-				CFE000720
6	SHIM, 3MM, CHANNEL \$	4	-				BDU710070
7	SCREW, SELF TAPPING, 6 X 3/8, TO CHANNEL TOP \$	12	-		(V)7A737621		AC606031L
7	SCREW, SILVER, COUNTER SUNK, SELF TAPPING, TO CHANNEL TOP \$	8	-				AC606032
7	SCREW, COUNTER SUNK, SELF TAPPING, 6 X 1/2, TO CHANNEL TOP \$	4	-		(V)7A737621		AC606041L
7	SCREW, SILVER, COUNTER SUNK, SELF TAPPING, TO CHANNEL TOP \$	8	-				AC606032
8	REGULATOR-FRONT DOOR GLASS, RH, WITH MANUAL FRONT WINDOWS \$	1	-				CUH000101
8	REGULATOR-FRONT DOOR GLASS, LH, WITH MANUAL FRONT WINDOWS \$	1	-				CUH000111
8	REGULATOR-FRONT DOOR GLASS, INCLUDES MOTOR, RH, WITH POWER FRONT WINDOWS \$	1	-				CUH000082
8	REGULATOR-FRONT DOOR GLASS, INCLUDES MOTOR, LH, WITH POWER FRONT WINDOWS \$	1	-				CUH000092
9	SCREW-FLANGED HEAD, M6 X 10 \$	4	-				FS106101L
10	WASHER, M6, SPRUNG \$	8	-				WL106002
11	WASHER, M6, PLAIN \$	8	-				WA106042
12	NUT, M6 \$	4	-				FN106046
13	HANDLE-FRONT DOOR WINDOW REGULATOR, BLACK \$	2	-				DBP6287PMA
14	ESCUTCHEON-WINDOW REGULATOR, BLACK \$	2	-				BTR6620PMA
15	CLIP-HANDLE ASSEMBLY LINK \$	2	-				BNP4556L
16	ADAPTOR \$	2	-				ALR5821
17	SCREW-WASHER, M5 X 10, HANDLE WINDOW REGULATOR TO REGULATOR GLASS \$	2	-				ADU5727L
18	COVER HANDLE, BLACK \$	2	-				YXX3200PMA
19	HANDLE-DOOR GRAB \$	2	-				Y00451PMA
20	SCREW, SELF TAPPING, PAN HEAD, POINTED, 'NO 10 X 1"', TO PULL DOOR \$	4	-				AB610082
21	NUT-LOKUT \$	4	-				RTC3748
22	BUTTON WINDOW GUIDE \$	2	Y				MXC8603
23	CLIP-RETAINING \$	2	-				MWC4371
24	SCREW, BLACK, FIXES GLASS RUN SEAL \$	6	-				MTC9428

With compliments from ,

Catalogue: Defender 2007-

Section: C01.100 FRONT DOOR HINGES & CHECK STRAP (FROM (V)7A000001)



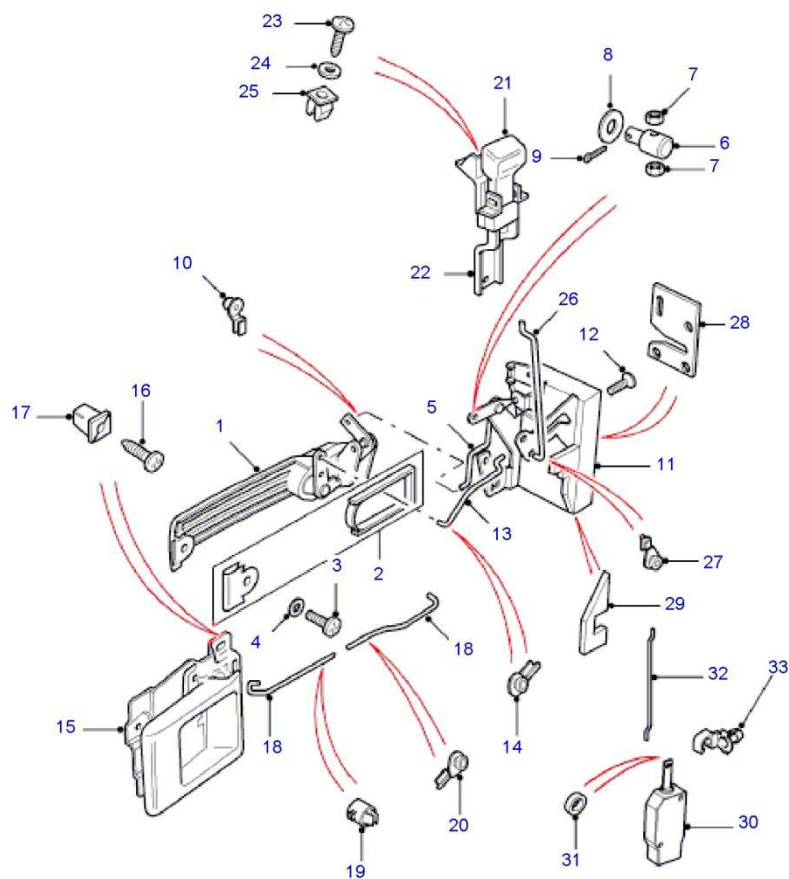
C01.100  
11-2007  
L8  
LN0301A

Callout	Description	Qty	OSI	From	To	E	Number
1	HINGE ASSEMBLY-DOOR, SELF COLOUR, FRONT DOOR UPPER, RH \$	1	-				BDB710200
1	HINGE ASSEMBLY-DOOR, SELF COLOUR, FRONT DOOR UPPER, LH \$	1	-				BDB710210
1	HINGE ASSEMBLY-DOOR, SELF COLOUR, RH, LOWER \$	1	-				BDB710220
1	HINGE ASSEMBLY-DOOR, SELF COLOUR, LH, LOWER \$	1	-				BDB710230
2	BOLT, COUNTER SUNK, TORX DRIVE, M8 X 55, TO HINGE ASSEMBLY \$	8	-				BYG500070
3	SHIM-DOOR HINGE \$	10	-				MWC1898
4	WASHER-NYLON \$	8	-				MRC1980
5	NUT - HEX., M8, NYLOC \$	8	Y				NY108041
6	BOLT, COUNTER SUNK, TORX DRIVE, M8 X 40 \$	8	-				BYG500060
7	SHIM-DOOR HINGE, PLASTIC \$	4	-				BDC710040
8	NUT - HEX. \$	8	Y				ASR1459
9	CHECKER ASSEMBLY-FRONT DOOR, RH \$	1	-				MWC5018
9	CHECKER ASSEMBLY-FRONT DOOR, LH \$	1	-				MWC5019
10	TORSION BAR, RH \$	1	-				ALR2318
10	TORSION BAR, LH \$	1	-				ALR2319
11	BRACKET-PIVOT CHECK ARM \$	2	-				MWC6450
12	SCREW, LONG, HEXAGONAL HEAD, M6 X 30, BRACKET PIVOT TO STRAP ASSEMBLY CHECK SQUAB \$	4	Y				SH106301
13	WASHER, PLAIN, 6MM \$	4	-				WA106042
14	BUFFER-FRONT DOOR \$	2	-				MWC5759
15	CHECKER-FRONT DOOR, RH \$	1	-				BHQ710040
15	CHECKER-FRONT DOOR, LH \$	1	-				BHQ710050
16	PIN-CLEVIS/PIVOT \$	2	-				PC108322
17	WASHER, 8MM \$	2	-				WA108056
17	WASHER, RUBBER \$	2	-				302373
18	PIN-SPLIT \$	2	Y		(V)7A735837		NTC6195
18	PIN-SPLIT \$	2	-	(V)7A735838			BYC500060

With compliments from ,

Catalogue: Defender 2007-

Section: C01.105 FRONT DOOR LATCH MECHANISM (FROM (V)7A000001)



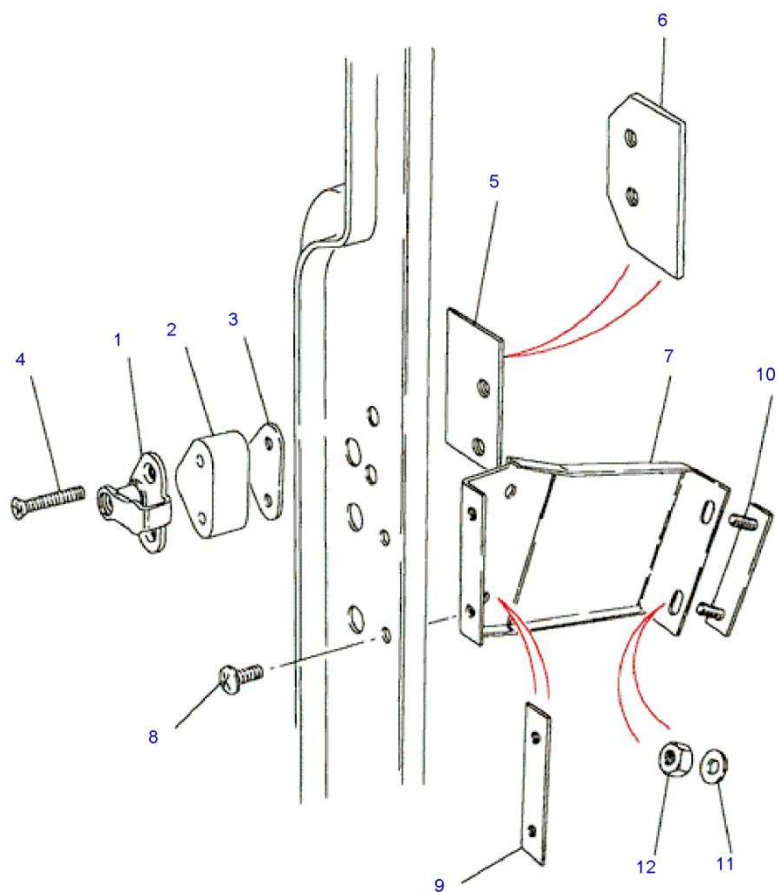
C01.105  
09-2007  
L8  
LN0200C

Callout	Description	Qty	OSI	From	To	E	Number
1	HANDLE ASSEMBLY-FRONT DOOR, RH, (RHD, WITH DOOR ENTRY REMOTE CONTROL UNIT OR LESS DOOR ENTRY REMOTE CONTROL UNIT) \$	1	-				CX8500200PMA
1	HANDLE ASSEMBLY-FRONT DOOR, LH, (LHD, WITH DOOR ENTRY REMOTE CONTROL UNIT OR LESS DOOR ENTRY REMOTE CONTROL UNIT) \$	1	-				CX8500210PMA
1	HANDLE ASSEMBLY-FRONT DOOR, RH, LHD, WITH DOOR ENTRY REMOTE CONTROL UNIT \$	1	-				CX8500220PMA
1	HANDLE ASSEMBLY-FRONT DOOR, LH, RHD, WITH DOOR ENTRY REMOTE CONTROL UNIT \$	1	-				CX8500230PMA
2	KIT-GASKET \$	2	-				STC617
3	SCREW, M5, GASKET KIT TO HANDLE DOOR OUTER \$	4	-				LR024165
4	WASHER, M5, PLAIN \$	4	-				WC105002
5	LINK THREADED, RH \$	1	-				FQP000080
5	LINK THREADED, LH \$	1	-				FQP000090
6	ADJUSTER-DOOR LATCH \$	2	-				FQA000010
7	NUT-HEXAGONAL, M4 \$	4	-				NH104041L
8	WASHER-PLAIN, STANDARD \$	2	-				MRC5525
9	PIN-SPLIT \$	2	Y				PS103101L
10	CLIP-LINKAGE \$	4	-				BYC500050
11	LATCH-FRONT DOOR, RH \$	1	-				FQJ500240
11	LATCH-FRONT DOOR, LH \$	1	-				FQJ500250
12	SCREW, FLANGED HEAD \$	6	-				BYP500360
13	LINK-FRONT DOOR LOCK/LATCH, RH, EXTERNAL LOCK \$	1	-				MWC1480
13	LINK-FRONT DOOR LOCK/LATCH, LH, EXTERNAL LOCK \$	1	-				MWC1481
14	CLIP-LINKAGE \$	2	-				BYC500050
15	HANDLE ASSEMBLY-DOOR, BLACK, RH \$	1	-				DBP5840PMA
15	HANDLE ASSEMBLY-DOOR, BLACK, LH \$	1	-				DBP5841PMA
16	SCREW-WASHER, NO.8 X 19 \$	4	-				MUC3394
17	NUT-LOKUT \$	4	-				MWC1950
18	LINK-FRONT DOOR LOCK/LATCH, RH \$	1	-				FQP101200
18	LINK-FRONT DOOR LOCK/LATCH, LH, INNER HANDLE \$	1	-				FQP101210
19	CLIP \$	2	Y				AFU3081
20	CLIP-LINKAGE \$	2	-				BFP1265L
21	BUTTON SILL, BLACK \$	2	-				JRC1775PMA
22	HOUSING-DOOR LOCK, BLACK \$	2	-				EJS000011PMA
23	SCREW, SELF TAPPING, NO 6 X 1/2, TO BUTTON SILL \$	4	-		(V)7A735841		AB606041L
23	SCREW, SELF TAPPING, NO 6 X 1/2, TO BUTTON SILL \$	4	-	(V)7A735842			AB606042
24	WASHER-PLAIN, M4 \$	4	-				WA104002
25	NUT-LOKUT \$	4	-				MWC1950
26	LINK-FRONT DOOR SILL BUTTON/LATCH \$	2	-				FQK101450
27	CLIP-LINKAGE \$	2	-				BFP1265L
28	GASKET DOOR LOCKFACE, RH \$	1	-				MXC8222
28	GASKET DOOR LOCKFACE, LH \$	1	-				MXC8223
29	SEAL-DOOR LOCK STRIKER, RH \$	1	-				MXC8224
29	SEAL-DOOR LOCK STRIKER, LH \$	1	-				MXC8225
30	ACTUATOR & SWITCH ASSEMBLY-CENTRAL DOOR LOCKING, DRIVER'S DOOR \$	1	-				FUD500020
30	ACTUATOR & SWITCH ASSEMBLY-CENTRAL DOOR LOCKING, PASSENGER'S DOOR \$	1	-				FUD500030
31	CLIP-LINKAGE \$	1	-				CWH000010
32	LINK ROD, LATCH TO ACTUATOR \$	1	-		(V)8A755158		FQK500030
32	LINK ROD, LATCH TO ACTUATOR \$	1	-	(V)8A755159			FQK500040
33	CLIP-LINKAGE, LATCH TO ACTUATOR \$	1	Y		(V)7A748106		IPN000020
33	CLIP-LINKAGE, LATCH TO ACTUATOR \$	1	-	(V)7A748107			IPN500250

With compliments from ,

Catalogue: Defender 2007-

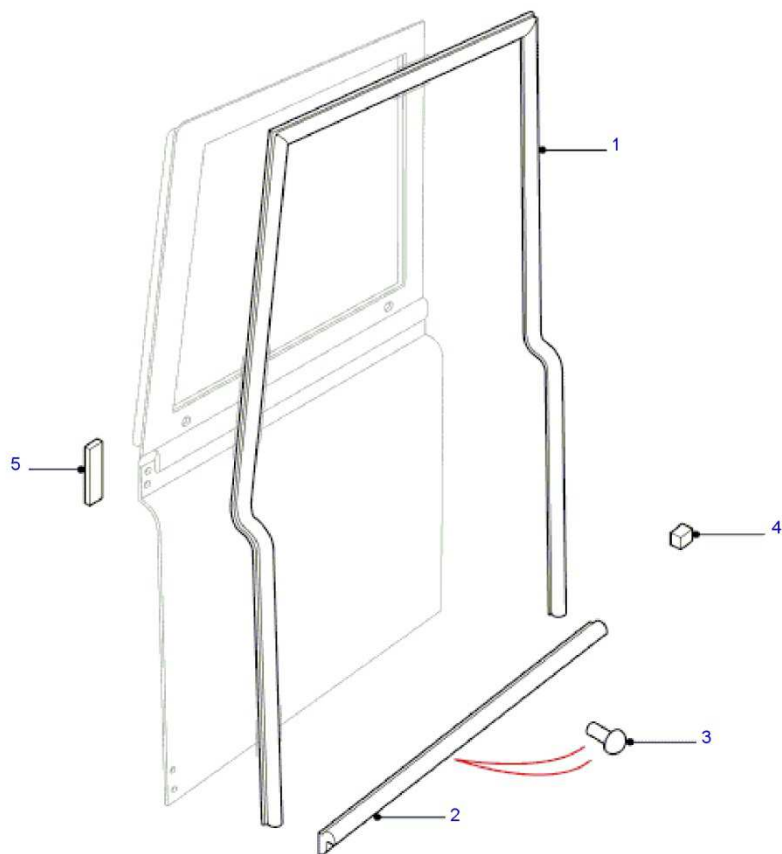
Section: C01.110 FRONT DOOR LATCH STRIKER



Callout	Description	Qty	OSI	From	To	E	Number
1	STRIKER-DOOR LOCK \$	2	-				FQB500130
2	SPACER \$	2	-				MUC7809
3	SPACER \$	X	-				MWC3148
4	SCREW, COUNTER SUNK, DACROMAT, TORX \$	4	-				BYP500200
5	REINFORCEMENT, RH \$	1	Y		(V)9A888887		AHR710380
5	REINFORCEMENT, RH \$	1	-	(V)9A888888			LR016665
5	REINFORCEMENT, LH \$	1	Y		(V)9A888887		AHR710390
5	REINFORCEMENT, LH \$	1	-	(V)9A888888			LR016666
6	NUT-PLATE \$	2	Y		(V)9A888887		MWC1622
6	NUT-PLATE \$	2	-	(V)9A888888			LR016667
7	BRACKET SUPPORT, RH \$	1	-				MWC1736
7	BRACKET SUPPORT, LH \$	1	-				MWC1737
8	SCREW, M6 X 16MM, TO BRACKET SUPPORT \$	4	-				SE106161L
9	NUT PLATE \$	2	Y		(V)7A735841		MRC9A31
9	NUT PLATE \$	2	-	(V)7A735842			AHR710260
10	STUD \$	2	-				MUC1049
11	WASHER, PLAIN, 6MM \$	4	-				WA106042
12	NUT, M6 \$	4	-				FN106046

With compliments from ,  
Catalogue: Defender 2007-  
Section: C01.115 FRONT DOOR SEALS (FROM (V)7A000001)

---



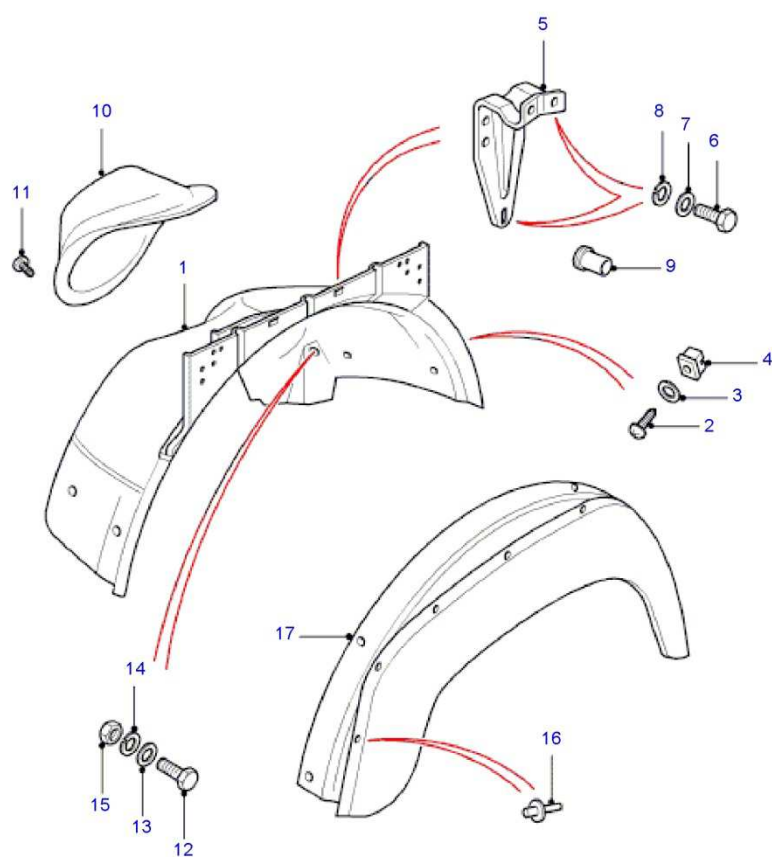
C01.115  
08-2011  
L8  
LN0303B



Callout	Description	Qty	OSI	From	To	E	Number
1	SEAL-FRONT DOOR, RH \$	1	Y		(V)AA798476		CFE102981
1	SEAL-FRONT DOOR, RH \$	1	-	(V)AA798477	(V)CA444443		LR024954
1	SEAL-FRONT DOOR, RH \$	1	Y	(V)CA444444	(V)CA555554		LR038747
1	SEAL-FRONT DOOR, RH \$	1	-	(V)CA555555			LR044307
1	SEAL-FRONT DOOR, LH \$	1	Y		(V)AA798476		CFE102991
1	SEAL-FRONT DOOR, LH \$	1	-	(V)AA798477	(V)CA444443		LR024955
1	SEAL-FRONT DOOR, LH \$	1	Y	(V)CA444444	(V)CA555554		LR038748
1	SEAL-FRONT DOOR, LH \$	1	-	(V)CA555555			LR044308
2	SEAL-FRONT DOOR SILL \$	2	Y		(V)BA403440		CFE500670
2	SEAL-FRONT DOOR SILL \$	2	-	(V)BA403441			LR029309
3	RIVET, STEEL, POP \$	20	-				ALR6280
4	FOAM \$	4	-				AWR3140
5	PAD - RUBBER, BUTYL SEAL PAD PREVENTING WATER LEAKS \$	X	-				LR028972

With compliments from ,  
Catalogue: Defender 2007-  
Section: C01.120 WHEELARCH AND EYEBROW (FROM (V)7A000001)

---

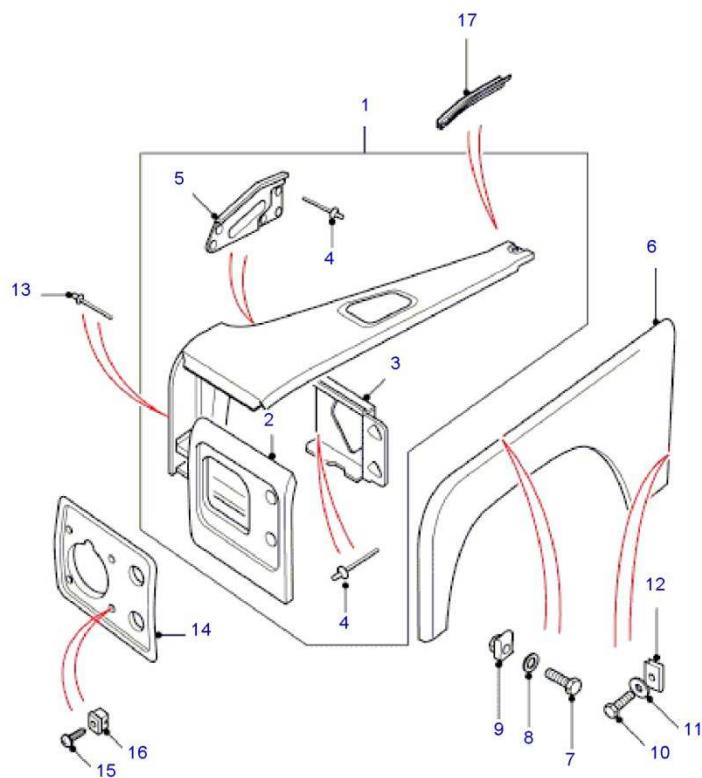


C01.120  
10-2009  
L8  
LN0308A

Callout	Description	Qty	OSI	From	To	E	Number
1	WHEELARCH ASSEMBLY-FRONT, PLASTIC, RH, LESS SOUND INSULATION PAD \$	1	-				AWJ710430
1	WHEELARCH ASSEMBLY-FRONT, PLASTIC, LH, LESS SOUND INSULATION PAD \$	1	-				AWJ710460
1	WHEELARCH ASSEMBLY-FRONT, PLASTIC, RH, WITH SOUND INSULATION PAD \$	1	Y				AWJ710420
1	WHEELARCH ASSEMBLY-FRONT, PLASTIC, LH, WITH SOUND INSULATION PAD \$	1	Y				AWJ710470
2	SCREW, SELF TAPPING, NO 14 X 3/4, NUT LOKUT TO WHEELARCH \$	8	-				AB614061L
3	WASHER-PLAIN \$	8	-				AFU1069
4	NUT-LOKUT \$	8	-				CZA4705L
5	BRACKET-FENDER SUPPORT, RHD \$	1	Y		(V)AA784889		ASU710110
5	BRACKET-FENDER SUPPORT, RHD \$	1	-	(V)AA784890	(V)BA400861		LR018582
5	BRACKET-FENDER SUPPORT, RHD \$	1	-	(V)BA400862			LR031497
5	BRACKET-FENDER SUPPORT, LHD \$	1	-		(V)BA999999		ASU710100
5	BRACKET-FENDER SUPPORT, LHD \$	1	-	(V)CA000001			LR030342
6	BOLT - HEX.HEAD, M6 X 20MM, FLANGED HEAD \$	4	-				FS106206
7	WASHER-PLAIN, M6, STANDARD \$	4	-				WA106047L
8	WASHER, M6, RECTANGULAR \$	4	-				WL106007L
9	NUT - HEX., M8 \$	2	-				AFU1280
10	COVER SUSPENSION \$	2	Y		(V)AA999999		BNE500030
10	COVER SUSPENSION \$	2	-	(V)BA000001			LR031509
11	SCREW-SELF TAPPING, 8 X 1/4, TO WHEELARCH \$	11	-				AR608021L
11	SCREW-SELF TAPPING, LONG, NO 8 X 3/8, TO WHEELARCH \$	1	-				AR608031L
12	SCREW, M8 X 50, TO WHEELARCH \$	4	-				SH108501L
13	WASHER, M8 \$	6	-		(V)9A767000		BRC9037
13	WASHER, M8 \$	6	-	(V)9A767001			LR010196
14	WASHER, M8 \$	12	-				WC108051L
15	NUT - HEX., M8 \$	3	-				ANR4477
16	RIVET-PLASTIC-DRIVE \$	16	-				MWC9918PMA
17	EYEBROW-FRONT WHEELARCH, BLACK, PLASTIC, UNPAINTED, RH \$	1	-				MRC9378
17	EYEBROW-FRONT WHEELARCH, BLACK, PLASTIC, UNPAINTED, LH \$	1	-				MRC9377
17	EYEBROW-FRONT WHEELARCH, RH, PRIMER \$	1	-				MTC6874P
17	EYEBROW-FRONT WHEELARCH, PRIMER, LH \$	1	-				MTC6875P

With compliments from ,  
Catalogue: Defender 2007-  
Section: C01.125 FRONT WING ASSEMBLY (FROM (V)7A000001)

---



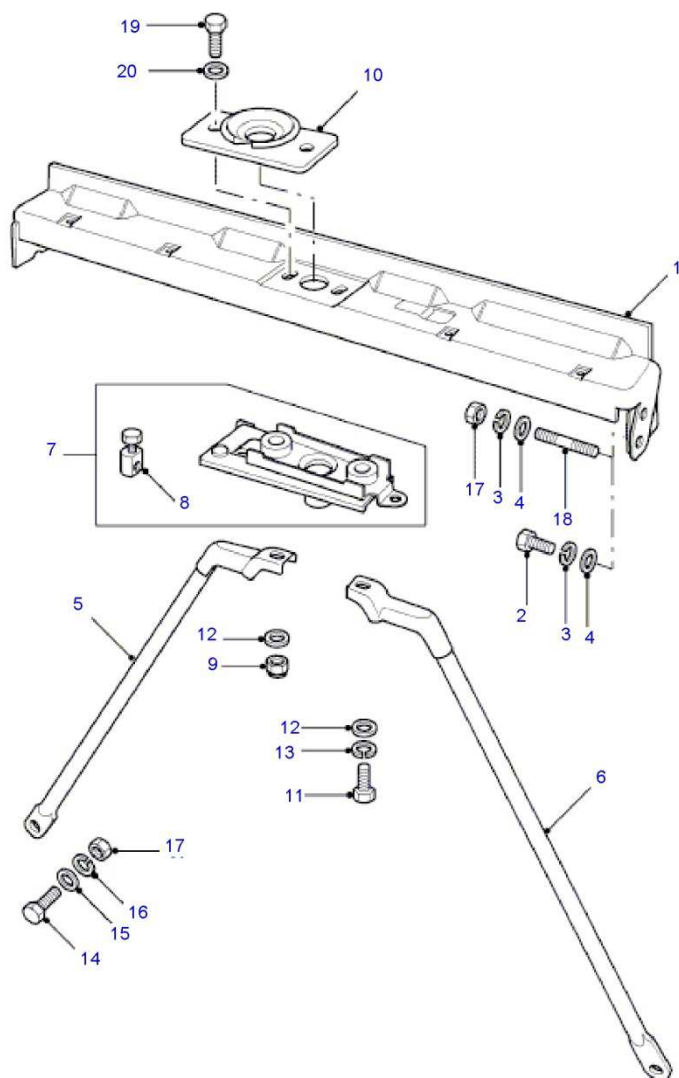
C01.125  
03-2012  
L8  
LN0307A

Callout	Description	Qty	OSI	From	To	E	Number
1	FENDER ASSEMBLY-FRONT, RH \$	1	-				ASB710200
1	FENDER ASSEMBLY-FRONT, LH \$	1	-				ASB710210
2	PANEL-FENDER FRONT, RH \$	1	-				ASW710140
2	PANEL-FENDER FRONT, LH \$	1	-				ASW710150
3	PANEL-HEADLAMP MOUNTING, RH \$	1	-				ASW710120
3	PANEL-HEADLAMP MOUNTING, LH \$	1	-				ASW710130
4	RIVET, '3/16" X 0.45"LNG' \$	8	Y				RUE12253
5	REINFORCEMENT ASSEMBLY-HEADLAMP CLOSING, RH \$	1	Y		(V)BA999999		ASR710100
5	REINFORCEMENT ASSEMBLY-HEADLAMP CLOSING, RH \$	1	-	(V)CA000001			LR029615
5	REINFORCEMENT ASSEMBLY-HEADLAMP CLOSING, LH \$	1	-		(V)BA999999		ASR710110
5	REINFORCEMENT ASSEMBLY-HEADLAMP CLOSING, LH \$	1	-	(V)CA000001			LR029616
6	PANEL ASSEMBLY-FENDER SIDE, RH \$	1	-				ASB710260
6	PANEL ASSEMBLY-FENDER SIDE, LH \$	1	-				ASB710270
7	BOLT, TO PANEL OUTER \$	28	Y		(V)7A999999		MXC2932
7	BOLT, TO PANEL OUTER \$	28	-	(V)8A000001			AYP500170
8	WASHER, STANDARD \$	28	-				3900L
9	NUT-SPIRALOK \$	26	-				302532
10	BOLT, NUT TO PANEL OUTER \$	8	-				AM605066
11	WASHER, M8 \$	8	-				WC108051L
12	NUT-SPRING-U TYPE \$	8	-				RYH500720
13	RIVET, '3/16" X 0.575"LNG' \$	8	-				RU612373L
14	FINISHER-HEADLAMP, RH, WITH GRAPHITE HEADLAMP SURROUND \$	1	-				DHH100780PUC
14	FINISHER-HEADLAMP, LH, WITH GRAPHITE HEADLAMP SURROUND \$	1	-				DHH100790PUC
14	FINISHER-HEADLAMP, RH, WITH BRUNEL HEADLAMP SURROUND \$	1	-				DHH100780LQV
14	FINISHER-HEADLAMP, LH, WITH BRUNEL HEADLAMP SURROUND \$	1	-				DHH100790LQV
15	SCREW - SELF-TAPPING, NO 8 X 1/2, FINISHER TO PANEL NOSE \$	2	-				AB608048
16	NUT-LOKUT \$	2	-				79051
17	SEAL - FENDER \$	1	-	(V)CA000001			LR038612

With compliments from ,

Catalogue: Defender 2007-

Section: C01.130 GRILLE, TOP PANEL & BRACES-CABLE BONNET RELEASE (FROM (V)7A000001)



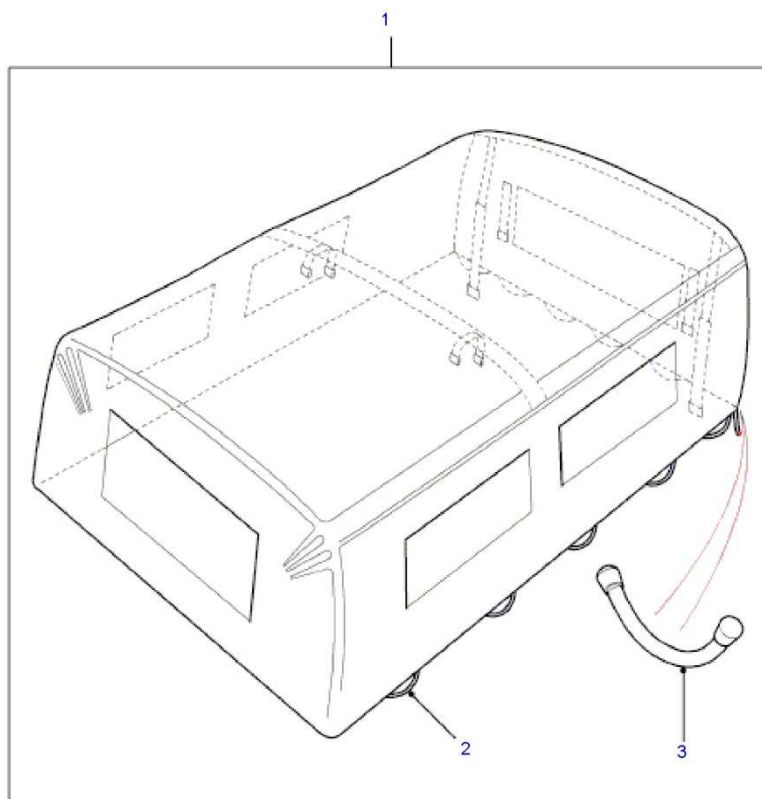
C01.130  
01-2007  
L8  
LN0309

Callout	Description	Qty	OSI	From	To	E	Number
1	PLATFORM ASSEMBLY-BONNET LOCKING, TOP \$	1	-				ABG710040
2	SCREW, M8 X 35, FLANGED HEAD, WITH MANUAL AIR CONDITIONING \$	4	-				FS108357
3	WASHER, M8, SPRUNG \$	4	-				WL108007L
4	WASHER, 8MM \$	4	-				WA108056
5	CROSSBRACE, RH, LESS AIR CONDITIONING \$	1	-				MUC6658
6	CROSSBRACE, LH, LESS AIR CONDITIONING \$	1	-				MUC6659
7	CATCH ASSEMBLY-BONNET SAFETY \$	1	-				STC925
8	TRUNNION, CABLE FIXING \$	1	-				STC927
9	NUT - HEX., M6, HEXAGONAL HEAD, NYLOC \$	2	-				FY106046
10	PLATE-BONNET LATCH TOP \$	1	-				FPT500010
11	SCREW, HEXAGONAL HEAD, M6 X 30, BRACE TO CATCH ASSEMBLY \$	2	-				SH106301L
12	WASHER, 6MM \$	2	-				WA106047L
13	WASHER, M6, SPRUNG \$	2	-				WL106002
14	SCREW, FLANGED HEAD, M8 X 20MM, TO BRACE \$	2	-				FS108207L
15	WASHER, 8MM \$	2	-				WA108056
16	WASHER, M8, SPRUNG \$	2	-				WL108007L
17	NUT - HEX., M8, FLANGED HEAD, LESS AIR CONDITIONING \$	2	-				FN108046
17	NUT - HEX., M8, NYLOC, WITH MANUAL AIR CONDITIONING \$	2	Y				NY108041
18	STUD, M8 X 25 \$	2	-				TE108052
19	BOLT, M6X35 \$	2	-				BH106076
20	WASHER, 6MM \$	2	-				WA106047L

With compliments from ,

Catalogue: Defender 2007-

Section: C01.135 HOOD ASSEMBLY (CREW CAB PICK UP, '110" WHEELBASE' FROM (V)7A000001)



C01.135  
01-2007  
L8  
LN0310

© 2004 - 2012 Infomedia Ltd and its licensors.



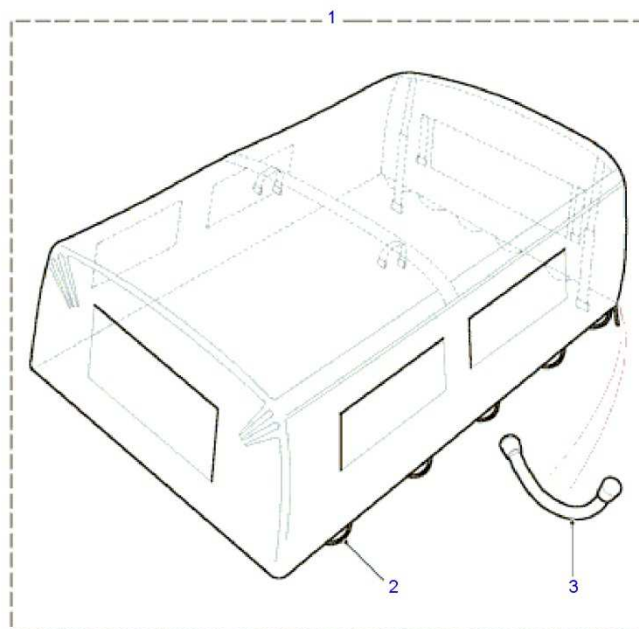
Callout	Description	Qty	OSI	From	To	E	Number
1	HOOD \$	1	Y		(V)8A762430		DSB000240ABE
1	HOOD \$	1	Y	(V)8A762431	(V)AA797769		LR010179
1	HOOD, LYBIAN SAND \$	1	-	(V)AA797770			LR024849
1	HOOD, BEIGE, WITH PLAIN HOOD \$	1	-	(V)CA000001			LR032831
1	HOOD, BLACK, WITH PLAIN HOOD \$	1	-	(V)CA000001			LR032832
2	ROPE-HOOD SIDE CURTAIN \$	2	-				STC4627ABE
3	ROPE-HOOD, ELASTIC \$	5	-				STC4005

With compliments from ,

Catalogue: Defender 2007-

Section: C01.140 HOOD ASSEMBLY - PVC (HIGH CAPACITY PICK UP, '110" WHEELBASE' FROM (V)7A000001 OR CREW CAB HCPU, '130" WHEELBASE' FROM (V)7A000001)

---



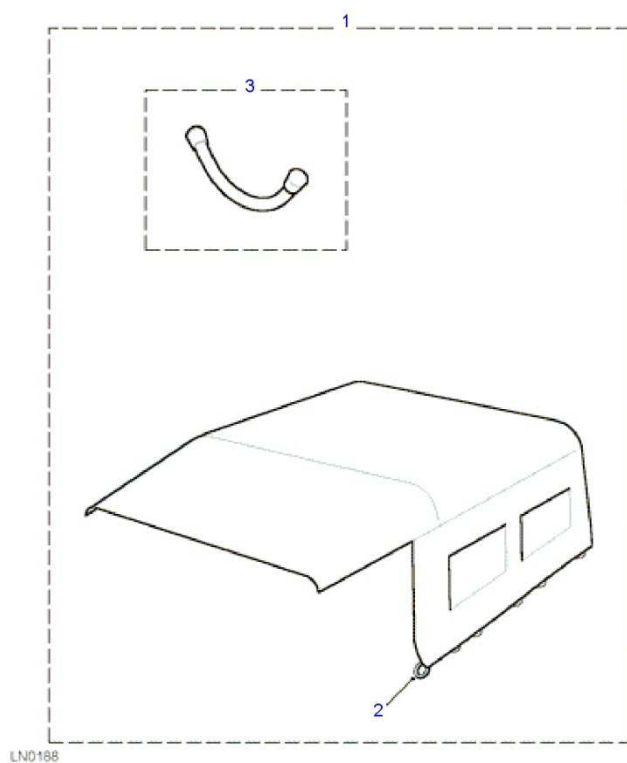
LN0175

Callout	Description	Qty	OSI	From	To	E	Number
1	HOOD, HIGH CAPACITY PICK UP, WITH PLAIN HOOD, '110" WHEELBASE' \$	1	Y		(V)8A762225		DSB000180ABE
1	HOOD, HIGH CAPACITY PICK UP, WITH PLAIN HOOD, '110" WHEELBASE' \$	1	Y	(V)8A762226	(V)AA797769		LR010173
1	HOOD, HIGH CAPACITY PICK UP, WITH PLAIN HOOD, '110" WHEELBASE' \$	1	-	(V)AA797770			LR024843
1	HOOD, HIGH CAPACITY PICK UP, HOOD WITH SIDE WINDOWS, '110" WHEELBASE' \$	1	Y		(V)8A762695		DSB000190ABE
1	HOOD, HIGH CAPACITY PICK UP, HOOD WITH SIDE WINDOWS, '110" WHEELBASE' \$	1	Y	(V)8A762696	(V)AA797769		LR010174
1	HOOD, HIGH CAPACITY PICK UP, HOOD WITH SIDE WINDOWS, '110" WHEELBASE' \$	1	-	(V)AA797770			LR024844
1	HOOD, CREW CAB HCPU, WITH PLAIN HOOD, '130" WHEELBASE' \$	1	Y		(V)8A762225		DSB000200ABE
1	HOOD, CREW CAB HCPU, WITH PLAIN HOOD, '130" WHEELBASE' \$	1	Y	(V)8A762226	(V)AA797769		LR010175
1	HOOD, CREW CAB HCPU, WITH PLAIN HOOD, '130" WHEELBASE' \$	1	-	(V)AA797770			LR024845
1	HOOD, CREW CAB HCPU, HOOD WITH SIDE WINDOWS, '130" WHEELBASE' \$	1	Y		(V)AA797769		LR010176
1	HOOD, CREW CAB HCPU, HOOD WITH SIDE WINDOWS, '130" WHEELBASE' \$	1	-	(V)AA797770	(V)BA999999		LR024846
1	HOOD, BLACK, CREW CAB HCPU, WITH PLAIN HOOD, '130" WHEELBASE' \$	1	-	(V)CA000001			LR032829
2	ROPE-HOOD SIDE CURTAIN \$	2	-				STC4627ABE
3	ROPE-HOOD, ELASTIC \$	5	-				STC4005

With compliments from ,

Catalogue: Defender 2007-

Section: C01.145 HOOD ASSEMBLY - PVC (SOFT TOP, '110" WHEELBASE' FROM (V)7A000001)



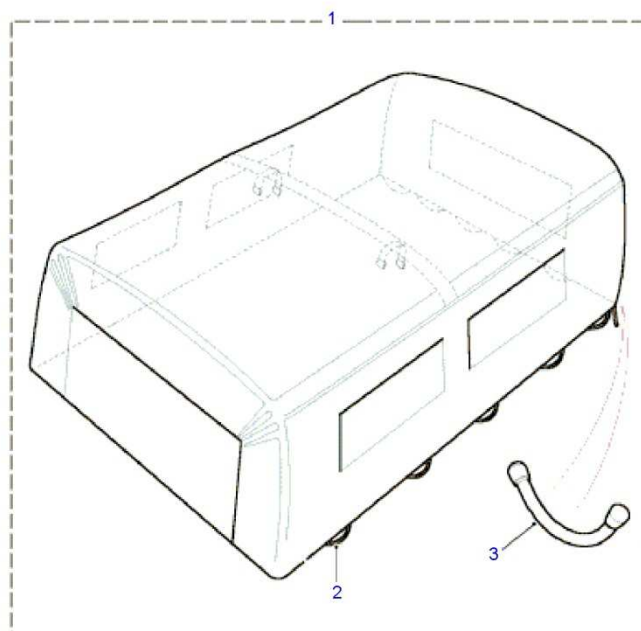
Callout	Description	Qty	OSI	From	To	E	Number
1	HOOD, WITH PLAIN HOOD \$	1	Y		(V)8A763165		DSB000290ABE
1	HOOD, WITH PLAIN HOOD \$	1	Y	(V)8A763166	(V)AA797769		LR010183
1	HOOD, WITH PLAIN HOOD \$	1	-	(V)AA797770			LR024854
1	HOOD, HOOD WITH SIDE WINDOWS \$	1	Y		(V)8A762225		DSB000300ABE
1	HOOD, HOOD WITH SIDE WINDOWS \$	1	Y	(V)8A762226	(V)AA797769		LR010184
1	HOOD, HOOD WITH SIDE WINDOWS \$	1	-	(V)AA797770			LR024855
2	ROPE-HOOD SIDE CURTAIN \$	2	-				STC4627ABE
3	ROPE-HOOD, ELASTIC \$	5	-				STC4005

With compliments from ,

Catalogue: Defender 2007-

Section: C01.150 HOOD ASSEMBLY - PVC (PICK UP, '110" WHEELBASE' FROM (V)7A000001)

---



LN0174

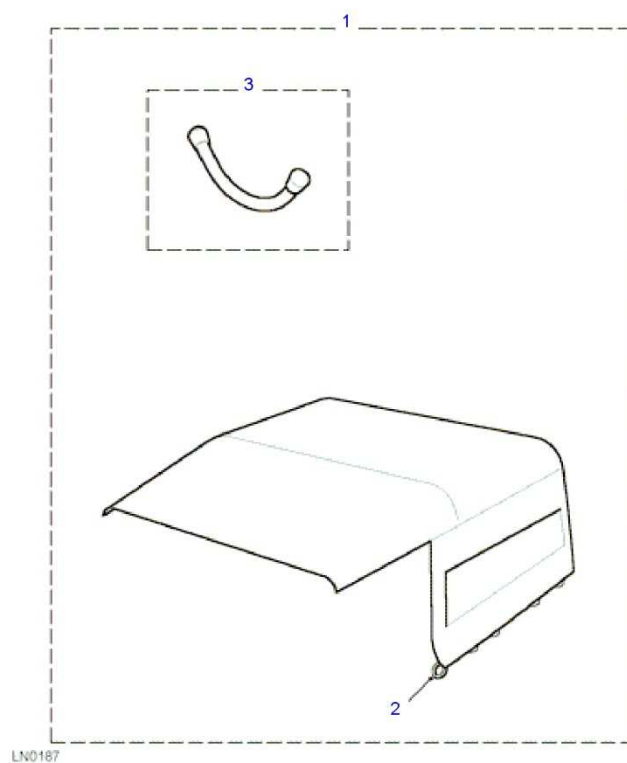
© 2004 - 2012 Infomedia Ltd and its licensors.

Callout	Description	Qty	OSI	From	To	E	Number
1	HOOD, WITH PLAIN HOOD \$	1	Y		(V)8A762695		DSB000220ABE
1	HOOD, WITH PLAIN HOOD \$	1	-	(V)8A762696	(V)AA797769		LR010177
1	HOOD, WITH PLAIN HOOD \$	1	-	(V)AA797770			LR024847
1	HOOD, HOOD WITH SIDE WINDOWS \$	1	Y		(V)8A762225		DSB000230ABE
1	HOOD, HOOD WITH SIDE WINDOWS \$	1	-	(V)8A762226	(V)AA797769		LR010178
1	HOOD, HOOD WITH SIDE WINDOWS \$	1	-	(V)AA797770			LR024848
2	ROPE-HOOD SIDE CURTAIN \$	2	-				STC4627ABE
3	ROPE-HOOD, ELASTIC \$	5	-				STC4005

With compliments from ,

Catalogue: Defender 2007-

Section: C01.155 HOOD ASSEMBLY - PVC (SOFT TOP, '90" WHEELBASE' FROM (V)7A000001)





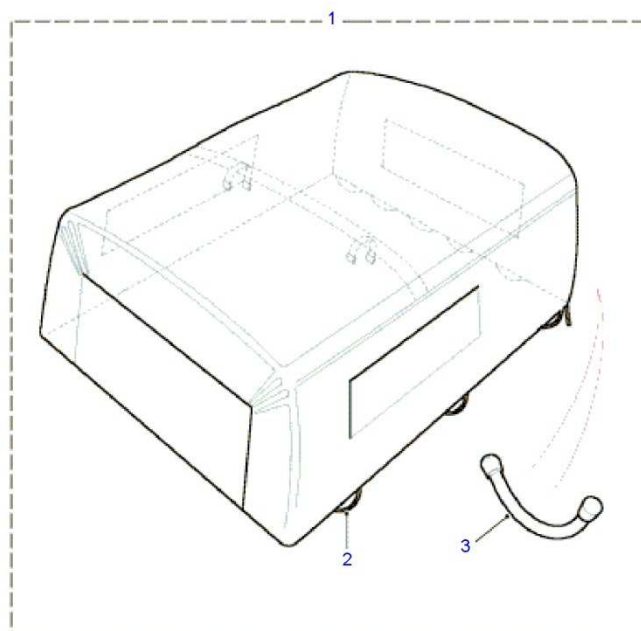
Callout	Description	Qty	OSI	From	To		E	Number
1	HOOD, WITH PLAIN HOOD \$	1	Y		(V)8A762225			DSB000270ABE
1	HOOD, WITH PLAIN HOOD \$	1	Y	(V)8A762226	(V)AA797769			LR010162
1	HOOD, WITH PLAIN HOOD \$	1	-	(V)AA797770				LR024852
1	HOOD, HOOD WITH SIDE WINDOWS \$	1	Y		(V)AA797769			LR010515
1	HOOD, HOOD WITH SIDE WINDOWS \$	1	-	(V)AA797770				LR024853
2	ROPE-HOOD SIDE CURTAIN \$	2	-					STC4627ABE
3	ROPE-HOOD, ELASTIC \$	5	-					STC4005

With compliments from ,

Catalogue: Defender 2007-

Section: C01.160 HOOD ASSEMBLY - PVC (PICK UP, '90" WHEELBASE' FROM (V)7A000001)

---



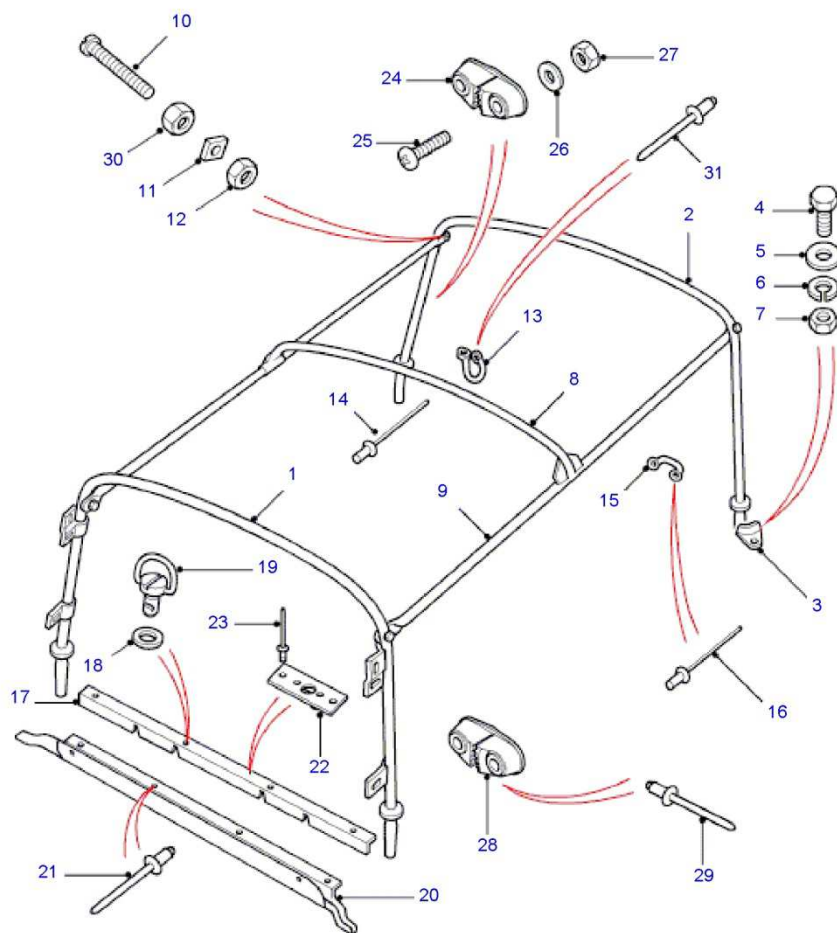
LN0166

Callout	Description	Qty	OSI	From	To	E	Number
1	HOOD, WITH PLAIN HOOD \$	1	Y		(V)8A762225		DSB000250ABE
1	HOOD, WITH PLAIN HOOD \$	1	Y	(V)8A762226	(V)AA797769		LR010180
1	HOOD, WITH PLAIN HOOD \$	1	-	(V)AA797770			LR024850
1	HOOD, HOOD WITH SIDE WINDOWS \$	1	Y		(V)8A762225		DSB000260ABE
1	HOOD, HOOD WITH SIDE WINDOWS \$	1	-	(V)8A762226	(V)AA797769		LR010181
1	HOOD, HOOD WITH SIDE WINDOWS \$	1	-	(V)AA797770			LR024851
1	HOOD, BLACK, WITH PLAIN HOOD \$	1	-	(V)CA000001			LR032830
2	ROPE-HOOD SIDE CURTAIN \$	2	-				STC4627ABE
3	ROPE-HOOD, ELASTIC \$	5	-				STC4005

With compliments from ,

Catalogue: Defender 2007-

Section: C01.165 HOODSTICKS (CREW CAB PICK UP, '110" WHEELBASE' FROM (V)7A000001)



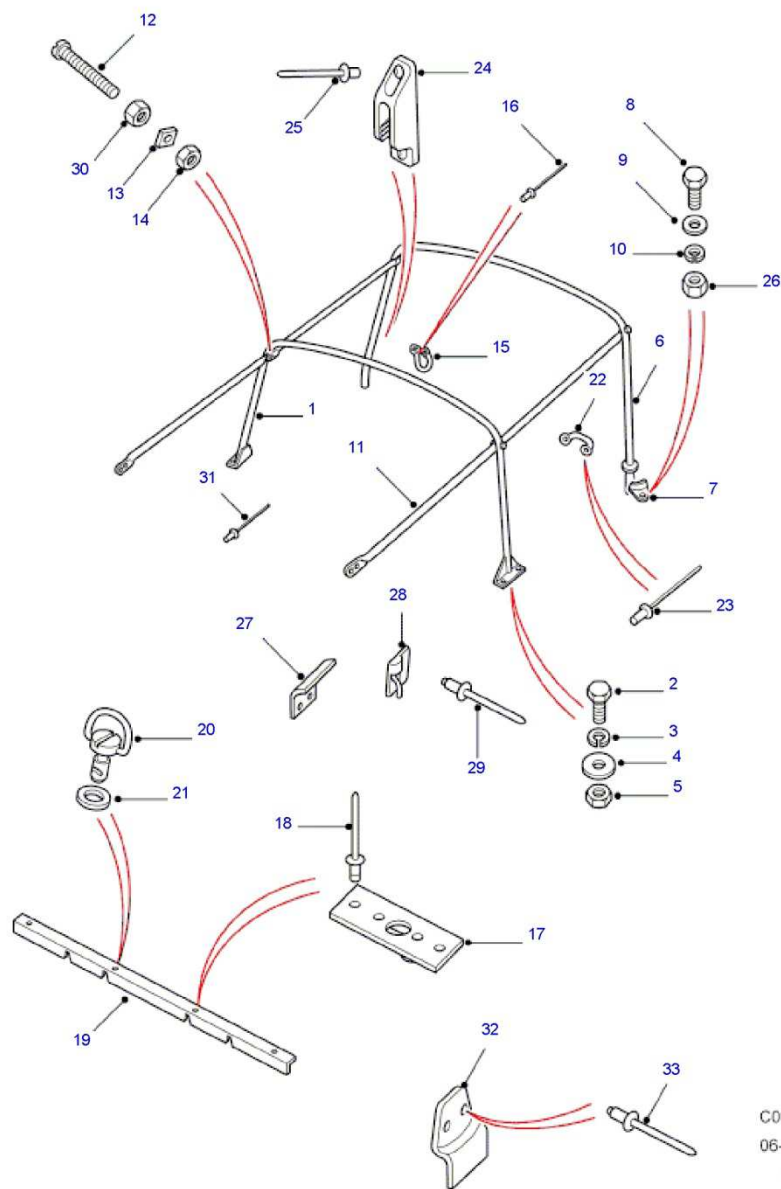
C01.165  
01-2008  
L8  
LN0311A

Callout	Description	Qty	OSI	From	To	E	Number
1	STAY - HOOD, FRONT \$	1	-				330553
2	STAY - HOOD, REAR \$	1	-				330553
3	CLAMP \$	4	-				304301
4	SCREW, M8X25 \$	4	-				SH108251L
5	WASHER, 8MM, PLAIN \$	4	-				WA108056
6	WASHER, 8MM, SPRING \$	4	-				WL108007L
7	NUT - HEX., M8, FLANGED HEAD \$	4	-				FN108046
8	STAY - HOOD, INTERMEDIATE \$	1	-				330557
9	TUBE - GUIDE \$	2	-				DJH000010
10	SCREW, M6 X 40MM \$	4	-				SA106402
10	SCREW, M6 X 45MM \$	2	-				SA106452
11	WASHER \$	4	-				WC106041L
12	NUT - HEX., M6, HEXAGONAL HEAD, NYLOC \$	4	-				FY106046
13	HOOK - ROOF COVER \$	2	-				345699
14	RIVET \$	4	-				RR612103
15	FASTENER - CLAMP \$	2	-				RRC3966
16	RIVET, '3/16" X 0.575"LNG' \$	4	-				RU612373L
17	STRIP - RETAINING \$	1	-				MTC4054
18	RETAINER \$	4	-				AAU2367
19	STUD \$	4	-				AYR500160
20	DRAIN \$	1	-				MUC7923
21	RIVET, '3/16" X 0.575"LNG' \$	7	-				RU612373L
22	PLATE \$	4	-				AFU2504
23	RIVET, '5/32" X 0.335"LNG' \$	8	-				RA610183
24	HOOK - TIE DOWN \$	2	-				RRC8002
25	SCREW, PAN HEAD, RECESSED, M5 X 30 \$	4	-				SE105302
26	WASHER, M5, PLAIN, STANDARD \$	4	-				WA105001L
27	NUT - HEX., M5 \$	4	-				NY105041L
28	HOOK - TIE DOWN \$	8	-				RRC8002
29	RIVET, '3/16" X 0.45"LNG' \$	16	-				78248
30	NUT - HEX., M6, HEXAGONAL HEAD, NYLOC \$	4	-				FY106046
31	RIVET, '3/16" X 0.575"LNG' \$	4	-				RU612373L

With compliments from ,

Catalogue: Defender 2007-

Section: C01.170 HOODSTICKS (HIGH CAPACITY PICK UP, '110" WHEELBASE' FROM (V)7A000001 OR CREW CAB HCPU, '130" WHEELBASE' FROM (V)7A000001)



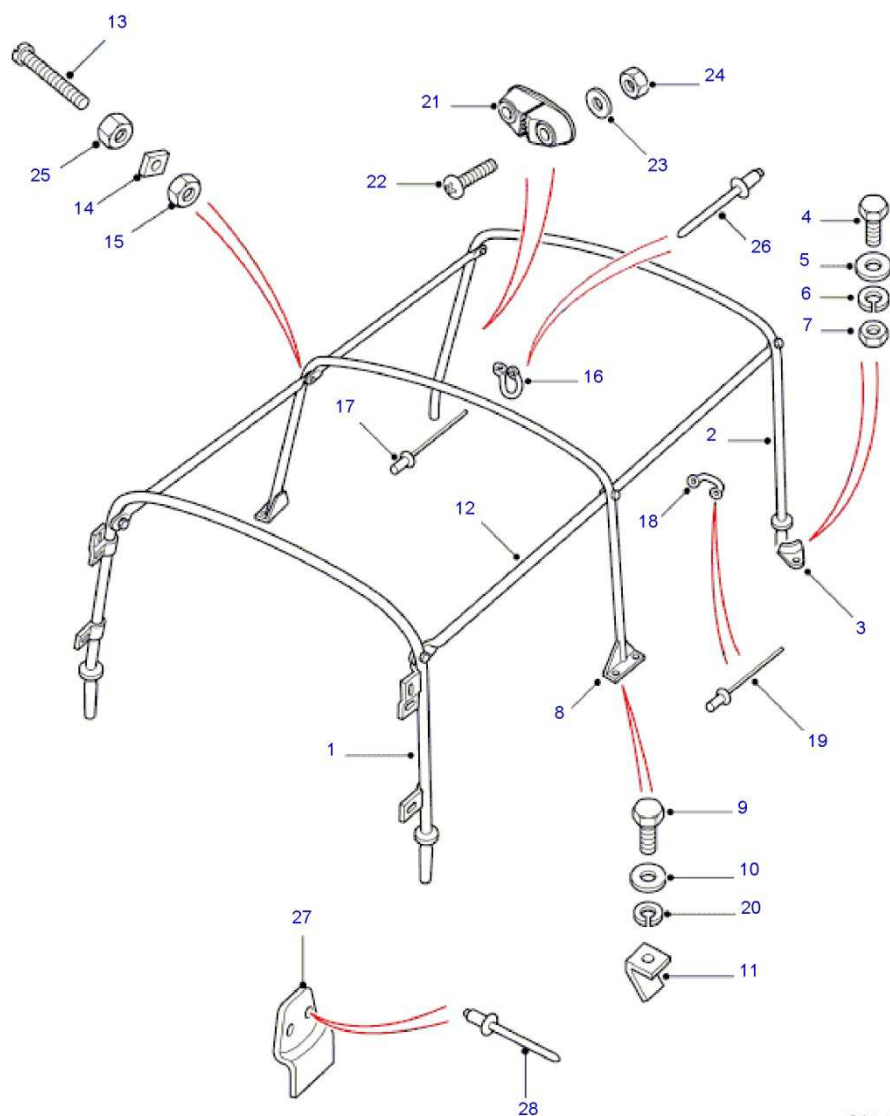
C01.170  
06-2011  
L8  
LN0179B

Callout	Description	Qty	OSI	From	To	E	Number
1	STAY - HOOD, INTERMEDIATE \$	1	-				MTC4943
2	BOLT, M6 X 20MM, FLANGED HEAD \$	4	-				FS106206
3	WASHER, M6, SPRING \$	4	-				WL106002
4	WASHER, PLAIN, 6MM \$	4	-				MRC5527
5	NUT, M6 \$	4	-				FN106046
6	STAY - HOOD, REAR \$	1	-				MTC4944
7	CLAMP \$	2	-				304301
8	SCREW, M8X25, FLANGED HEAD \$	2	-				SH108251L
9	WASHER, 8MM, PLAIN \$	2	-				WA108056
10	WASHER, M8, SPRING \$	2	-				WL108007L
11	TUBE - GUIDE, HIGH CAPACITY PICK UP, '110" WHEELBASE' \$	4	-				MTC4945
11	TUBE - GUIDE, CREW CAB HCPU, '130" WHEELBASE' \$	4	-				RRC6365
12	SCREW, M6 X 40MM \$	4	-				SA106402
12	SCREW, M6 X 45MM \$	2	-				SA106452
13	WASHER \$	6	-				WC106041L
14	NUT - HEX., M6, HEXAGONAL HEAD, NYLOC \$	6	-				FY106046
15	HOOK, REAR \$	2	-				345699
16	RIVET, '3/16" X 0.575"LNG' \$	4	-				RU612373L
17	PLATE \$	4	-				AFU2504
18	RIVET \$	8	-				RJ610243
19	STRIP - RETAINING \$	1	-				MTC4054
20	STUD \$	4	-				AYR500160
21	RETAINER \$	4	-				AAU2367
22	FASTENER - CLAMP \$	2	-				RRC3966
23	RIVET, '3/16" X 0.575"LNG' \$	4	-				RU612373L
24	CLEAT \$	2	-				DJL000010
25	RIVET \$	4	-				RRC4583
26	NUT - HEX., M8, FLANGED HEAD \$	4	-				FN108046
27	HOOK, RH \$	1	-				334245
27	HOOK, LH \$	1	-				334246
28	HOOK, FRONT, RH \$	1	-				330578
28	HOOK, FRONT, LH \$	1	-				330579
29	RIVET, '3/16" X 0.45"LNG', POP \$	4	-				78248
30	NUT - HEX., M6, HEXAGONAL HEAD, NYLOC \$	4	-				FY106046
31	RIVET \$	4	-				RR612103
32	HOOK - TIE DOWN \$	8	-				MWC8648
33	RIVET, '3/16" X 0.45"LNG' \$	16	-				78248

With compliments from ,

Catalogue: Defender 2007-

Section: C01.175 HOODSTICKS (SOFT TOP, '110" WHEELBASE' FROM (V)7A000001)



C01.175  
06-2011  
L8  
LN0182B

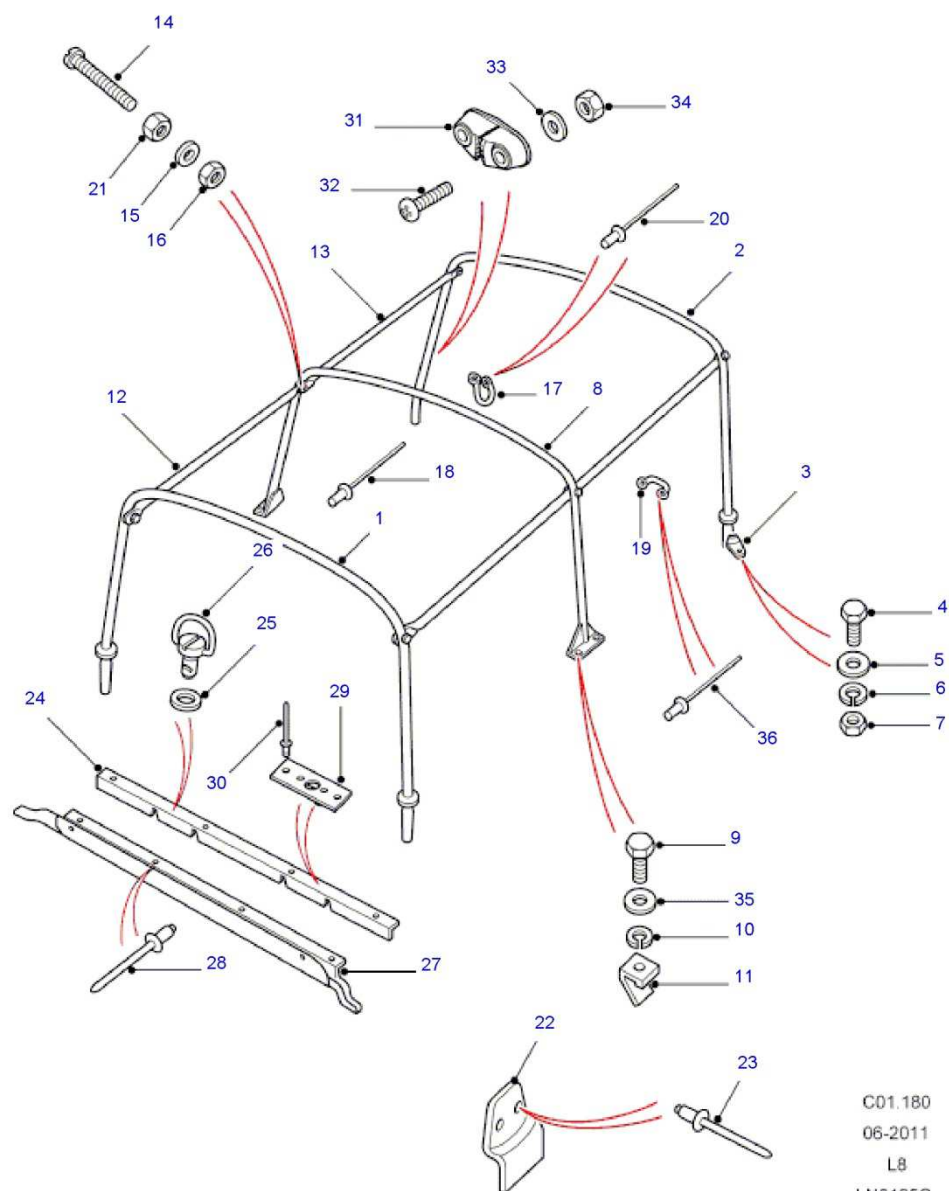


Callout	Description	Qty	OSI	From	To		E	Number
1	STAY - HOOD, FRONT \$	1	-					MUC4524
2	STAY - HOOD \$	1	-					330553
3	CLAMP \$	4	-					304301
4	SCREW, M8 X 25, FLANGED HEAD \$	4	-					SH108251L
5	WASHER, 8MM, PLAIN \$	4	-					WA108056
6	WASHER, M8, SPRING \$	4	-					WL108007L
7	NUT - HEX., M8, FLANGED HEAD \$	4	-					FN108046
8	STAY - HOOD, INTERMEDIATE \$	1	-					330699
9	BOLT, M6 X 20MM \$	4	-					FS106206
10	WASHER, M6, PLAIN \$	4	-					MRC5527
11	PLATE \$	4	-					AHR710360
12	TUBE - GUIDE, REAR \$	4	-					330896
13	SCREW, M6 X 40MM \$	4	-					SA106402
13	SCREW, M6 X 45MM \$	2	-					SA106452
14	WASHER \$	6	-					WC106041L
15	NUT - HEX., M6, HEXAGONAL HEAD, NYLOC \$	6	-					FY106046
16	HOOK, REAR \$	2	-					345699
17	RIVET \$	4	-					RR612103
18	FASTENER - CLAMP \$	4	-					RRC3966
19	RIVET, '3/16" X 0.575"LNG' \$	4	-					RU612373L
20	WASHER, M6, SPRING \$	4	-					WL106002
21	HOOK - TIE DOWN \$	2	-					RRC8002
22	SCREW, PAN HEAD, RECESSED, M5 X 30 \$	4	-					SE105302
23	WASHER, M5, PLAIN, STANDARD \$	4	-					WA105001L
24	NUT - HEX., M5 \$	4	-					NY105041L
25	NUT - HEX., M6, HEXAGONAL HEAD, NYLOC \$	4	-					FY106046
26	RIVET, '3/16" X 0.575"LNG' \$	4	-					RU612373L
27	HOOK - TIE DOWN \$	8	-					MWC8648
28	RIVET, '3/16" X 0.45"LNG' \$	16	-					78248

With compliments from ,

Catalogue: Defender 2007-

Section: C01.180 HOODSTICKS - BULKHEAD FIXING (PICK UP, '110" WHEELBASE' FROM (V)7A000001)

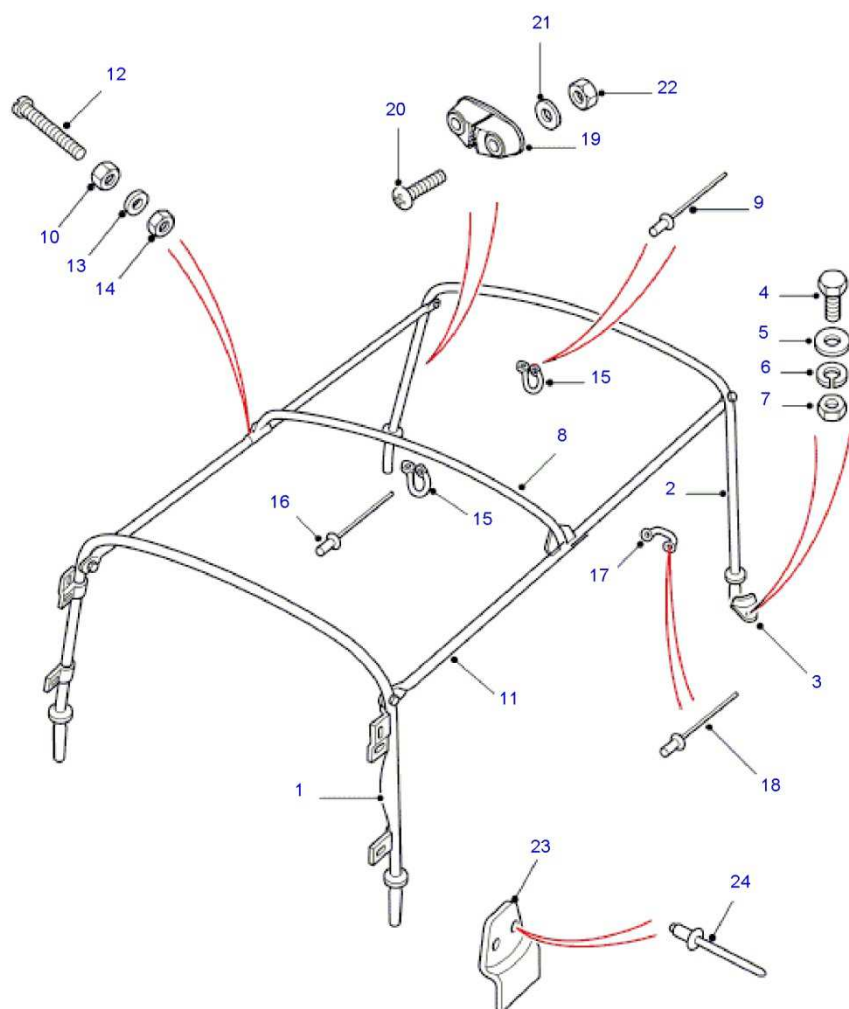


Callout	Description	Qty	OSI	From	To		E	Number
1	STAY - HOOD \$	1	-					330553
2	STAY - HOOD \$	1	-					330553
3	CLAMP \$	4	-					304301
4	SCREW, M8 X 25, FLANGED HEAD \$	4	-					SH108251L
5	WASHER, 8MM, PLAIN \$	4	-					WA108056
6	WASHER, M8, SPRING \$	4	-					WL108007L
7	NUT - HEX., M8, FLANGED HEAD \$	4	-					FN108046
8	STAY - HOOD, INTERMEDIATE \$	1	-					330699
9	BOLT, M6 X 20MM \$	4	-					FS106206
10	WASHER, M6, SPRING \$	4	-					WL106002
11	PLATE \$	4	-					AHR710360
12	TUBE - GUIDE, FRONT \$	2	-					330897
13	TUBE - GUIDE, REAR \$	2	-					330896
14	SCREW, M6 X 40MM \$	4	-					SA106402
14	SCREW, M6 X 45MM \$	2	-					SA106452
15	WASHER \$	6	-					WC106041L
16	NUT - HEX., M6, HEXAGONAL HEAD, NYLOC \$	6	-					FY106046
17	HOOK, REAR \$	2	-					345699
18	RIVET \$	4	-					RR612103
19	FASTENER - CLAMP \$	2	-					RRC3966
20	RIVET, '3/16" X 0.575"LNG' \$	4	-					RU612373L
21	NUT - HEX., M6, HEXAGONAL HEAD, NYLOC \$	4	-					FY106046
22	HOOK - TIE DOWN \$	8	-					MWC8648
23	RIVET, '3/16" X 0.45"LNG' \$	16	-					78248
24	STRIP - RETAINING \$	1	-					MTC4054
25	RETAINER \$	4	-					AAU2367
26	STUD \$	4	-					AYR500160
27	DRAIN \$	1	-					MUC7923
28	RIVET, '3/16" X 0.575"LNG' \$	7	-					RU612373L
29	PLATE \$	4	-					AFU2504
30	RIVET, '5/32" X 0.335"LNG' \$	8	-					RA610183
31	HOOK - TIE DOWN \$	2	-					RRC8002
32	SCREW, PAN HEAD, RECESSED, M5 X 30, '110" WHEELBASE' \$	4	-					SE105302
33	WASHER, M5, PLAIN, STANDARD \$	4	-					WA105001L
34	NUT - HEX., M5 \$	4	-					NY105041L
35	WASHER, M6, PLAIN \$	4	-					MRC5527
36	RIVET, '3/16" X 0.575"LNG' \$	4	-					RU612373L

With compliments from ,

Catalogue: Defender 2007-

Section: C01.185 HOODSTICKS (SOFT TOP, '90" WHEELBASE' FROM (V)7A000001)



C01.185

06-2011

L8

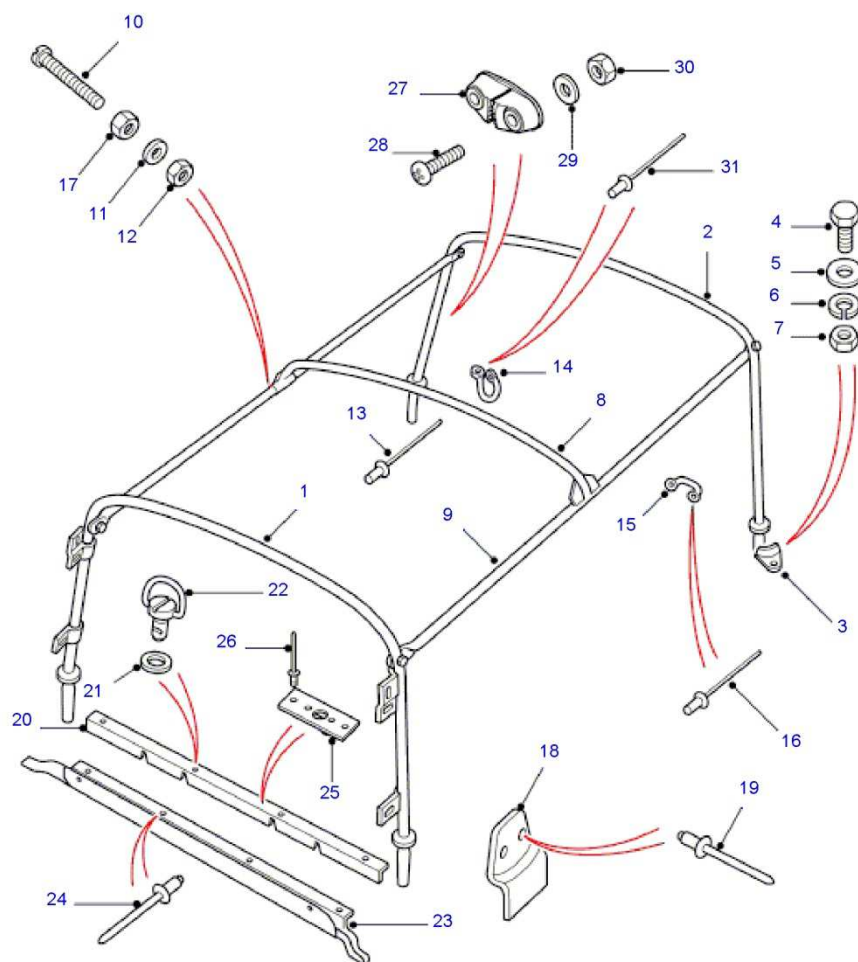
LN0180B

Callout	Description	Qty	OSI	From	To		E	Number
1	STAY - HOOD, FRONT \$	1	-					MUC4524
2	STAY - HOOD, REAR \$	1	-					330553
3	CLAMP \$	4	-					304301
4	SCREW, M8 X 25, FLANGED HEAD, CLAMP TO BODY \$	4	-					SH108251L
5	WASHER, 8MM, PLAIN \$	4	-					WA108056
6	WASHER, M8, SPRING \$	4	-					WL108007L
7	NUT - HEX., M8, FLANGED HEAD \$	4	-					FN108046
8	STAY - HOOD, INTERMEDIATE \$	1	-					330557
9	RIVET, '3/16" X 0.575"LNG' \$	4	-					RU612373L
10	NUT - HEX., M6 \$	4	-					FY106046
11	TUBE - GUIDE \$	2	-					MUC1081
12	SCREW, M6 X 40MM \$	4	-					SA106402
12	SCREW, M6 X 45MM \$	2	-					SA106452
13	WASHER \$	4	-					WC106041L
14	NUT - HEX., M6, HEXAGONAL HEAD, NYLOC \$	4	-					FY106046
15	HOOK, REAR \$	2	-					345699
16	RIVET \$	4	-					RR612103
17	FASTENER - CLAMP \$	2	-					RRC3966
18	RIVET, '3/16" X 0.575"LNG' \$	4	-					RU612373L
19	HOOK - TIE DOWN \$	2	-					RRC8002
20	SCREW, PAN HEAD, RECESSED, M5 X 30 \$	4	-					SE105302
21	WASHER, M5, PLAIN, STANDARD \$	4	-					WA105001L
22	NUT - HEX., M5 \$	4	-					NY105041L
23	HOOK - TIE DOWN \$	8	-					MWC8648
24	RIVET, '3/16" X 0.45"LNG' \$	16	-					78248

With compliments from ,

Catalogue: Defender 2007-

Section: C01.190 HOODSTICKS (PICK UP, '90" WHEELBASE' FROM (V)7A000001)



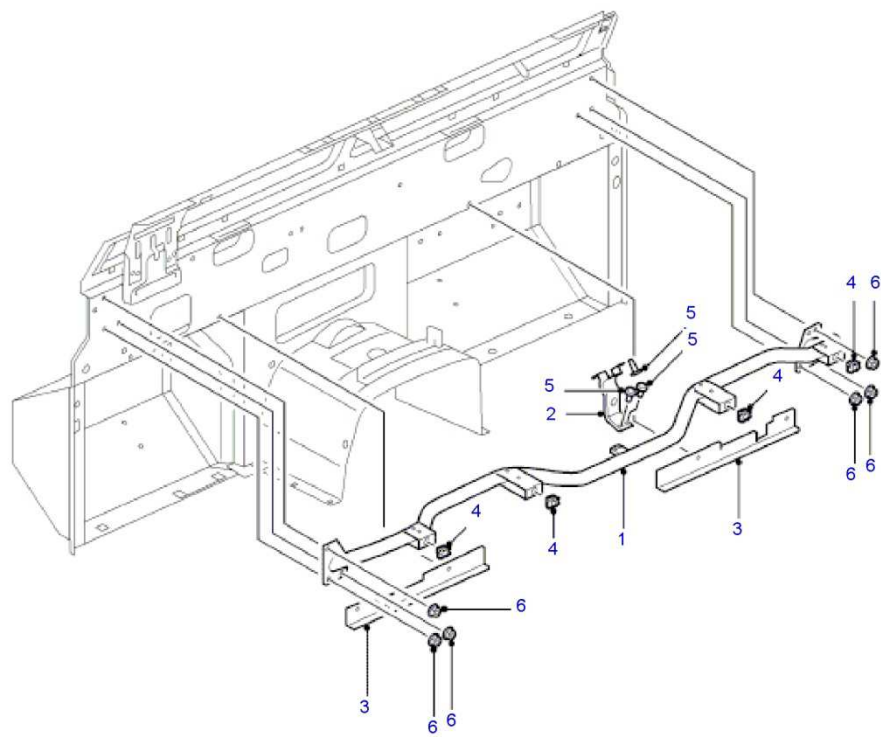
C01.190  
06-2011  
L8  
LN0183B

Callout	Description	Qty	OSI	From	To	E	Number
1	STAY - HOOD \$	1	-				330553
2	STAY - HOOD \$	1	-				330553
3	CLAMP \$	4	-				304301
4	SCREW, M8 X 25, FLANGED HEAD \$	4	-				SH108251L
5	WASHER, 8MM, PLAIN \$	4	-				WA108056
6	WASHER, M8, SPRING \$	4	-				WL108007L
7	NUT - HEX., M8, FLANGED HEAD \$	4	-				FN108046
8	STAY - HOOD, INTERMEDIATE \$	1	-				330557
9	TUBE - GUIDE \$	2	-				MUC1082
10	SCREW, M6 X 40MM \$	4	-				SA106402
10	SCREW, M6 X 45MM \$	2	-				SA106452
11	WASHER \$	4	-				WC106041L
12	NUT - HEX., M6, HEXAGONAL HEAD, NYLOC \$	4	-				FY106046
13	RIVET \$	4	-				RR612103
14	HOOK, REAR \$	2	-				345699
15	FASTENER - CLAMP \$	2	-				RRC3966
16	RIVET, '3/16" X 0.575"LNG' \$	4	-				RU612373L
17	NUT - HEX., M6 \$	4	-				FY106046
18	HOOK - TIE DOWN \$	8	-				MWC8648
19	RIVET, '3/16" X 0.45"LNG' \$	16	-				78248
20	STRIP - RETAINING \$	1	-				MTC4054
21	RETAINER \$	4	-				AAU2367
22	STUD \$	4	-				AYR500160
23	DRAIN \$	1	-				MUC7923
24	RIVET, '3/16" X 0.575"LNG' \$	7	-				RU612373L
25	PLATE \$	4	-				AFU2504
26	RIVET, '5/32" X 0.335"LNG' \$	8	-				RA610183
27	HOOK - TIE DOWN, '90" WHEELBASE' \$	2	-				RRC8002
28	SCREW, PAN HEAD, RECESSED, M5 X 30 \$	4	-				SE105302
29	WASHER, M5, PLAIN, STANDARD, '90" WHEELBASE' \$	4	-				WA105001L
30	NUT - HEX., M5, '90" WHEELBASE' \$	4	-				NY105041L
31	RIVET, '3/16" X 0.575"LNG' \$	4	-				RU612373L

With compliments from ,

Catalogue: Defender 2007-

Section: C01.194 INSTRUMENT PANEL RELATED PARTS (FROM (V)7A000001)



C01.194

05-2007

L8

LN0336

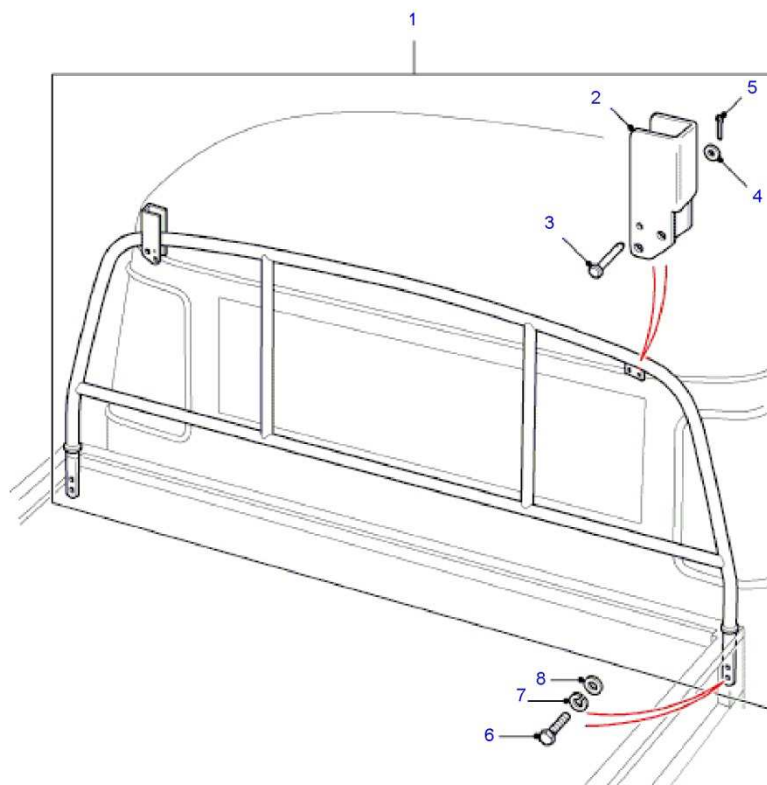


Callout	Description	Qty	OSI	From	To	E	Number
1	REINFORCEMENT - INSTRUMENT PANEL \$	1	-				AHD710010
2	BRACKET - SUPPORT \$	1	-				AHU710370
3	BRACKET, RH, LHD \$	1	Y		(V)7A741058		AHU710320
3	BRACKET, RH, LHD \$	1	-	(V)7A741059	(V)8A759479		AHU710540
3	BRACKET, RH, LHD \$	1	-	(V)8A759480			AHU710620
3	BRACKET, LH, LHD \$	1	Y		(V)7A741058		AHU710330
3	BRACKET, LH, LHD \$	1	-	(V)7A741059	(V)8A759479		AHU710550
3	BRACKET, LH, LHD \$	1	-	(V)8A759480			AHU710650
3	BRACKET, RH, RHD \$	1	Y		(V)7A741058		AHU710460
3	BRACKET, RH, RHD \$	1	-	(V)7A741059	(V)8A759479		AHU710560
3	BRACKET, RH, RHD \$	1	-	(V)8A759480			AHU710640
3	BRACKET, LH, RHD \$	1	Y		(V)7A741058		AHU710470
3	BRACKET, LH, RHD \$	1	Y	(V)7A741059	(V)8A759479		AHU710570
3	BRACKET, LH, RHD \$	1	-	(V)8A759480			AHU710630
4	NUT, M6 \$	4	-				FAS500040
5	CLIP \$	3	-				DYC000150
6	NUT - HEX., M8 \$	6	-				FN108046

With compliments from ,

Catalogue: Defender 2007-

Section: C01.195 LADDER RACK (HIGH CAPACITY PICK UP, '110" WHEELBASE' FROM (V)7A000001 OR CREW CAB HCPU, '130" WHEELBASE' FROM (V)7A000001)



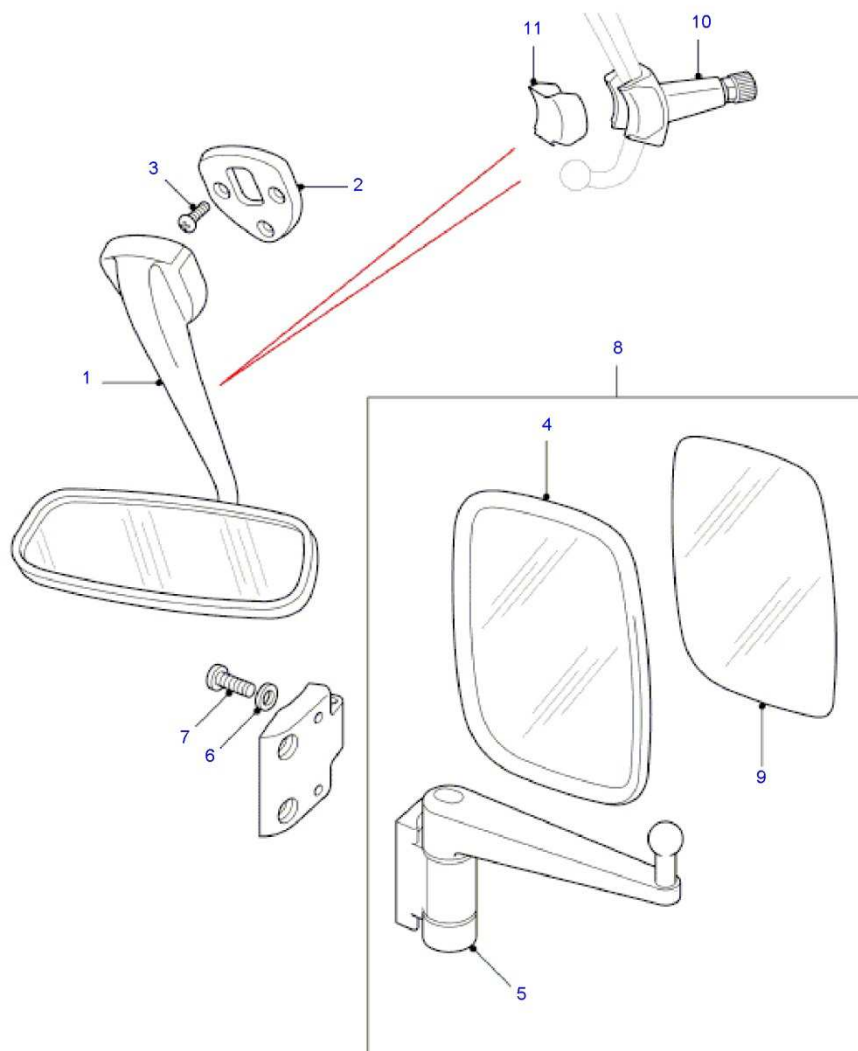
C01.195  
01-2007  
L8  
LN0314

Callout	Description	Qty	DSI	From	To		E	Number
1	RACK-LADDER \$	1	-					MUC1086
2	STOP LADDER-BRACKET \$	2	Y					MTC4942
3	PIN ASSEMBLY-CLEVIS \$	2	-					PC106641
4	WASHER, PLAIN, 6MM \$	2	-					WA106042
5	PIN-SPLIT \$	2	-					PS103121L
6	SCREW, M8 X 30MM, FLANGED HEAD \$	2	Y					FS108307L
7	WASHER, M8, SPRUNG \$	2	-					WL108007L
8	WASHER, 8MM \$	2	-					WA108056

With compliments from ,

Catalogue: Defender 2007-

Section: C01.200 MIRRORS-INTERIOR & EXTERIOR (FROM (V)7A000001)



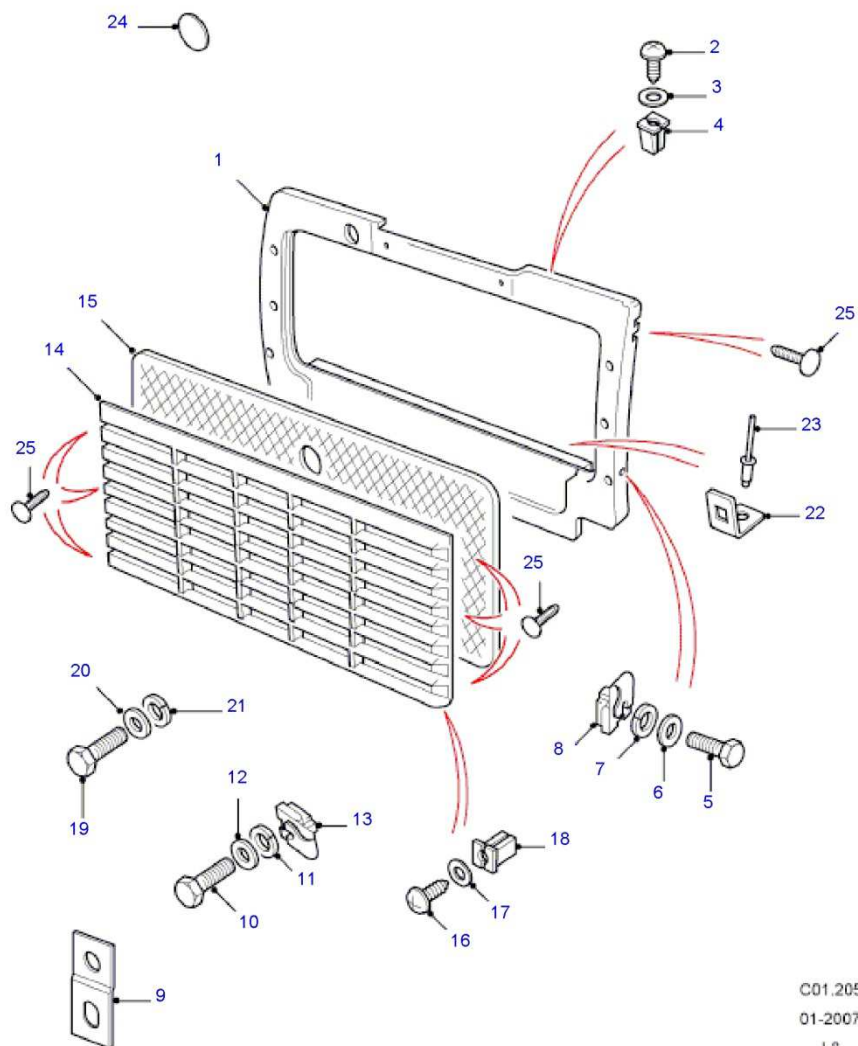
C01.200  
10-2011  
L8  
LN0315A

Callout	Description	Qty	OSI	From	To	E	Number
1	MIRROR ASSEMBLY-INTERIOR, BLACK, DIPPING \$	1	-				CTB500140
2	PLATE \$	1	-				372336
3	SCREW, WITH TRIM \$	3	-				SF104204L
3	SCREW, LESS TRIM \$	3	-				SF104164
4	MIRROR ASSEMBLY-EXTERNAL HEAD, BLACK, CONVEX \$	2	-				MTC5084
4	MIRROR ASSEMBLY-EXTERNAL HEAD, ARABIC SCRIPT ON MIRROR \$	2	Y		(V)7A999999		AWR6525
4	MIRROR ASSEMBLY-EXTERNAL HEAD, ARABIC SCRIPT ON MIRROR \$	2	-	(V)8A000001			CRB503560
4	MIRROR ASSEMBLY-EXTERNAL HEAD, RH, "(+)"AUS" \$	1	-				MUC3707
4	MIRROR ASSEMBLY-EXTERNAL HEAD, LH, "(+)"AUS" \$	1	-				MUC3708
5	ARM-MIRROR, USE WITH MTC 5084, USE WITH MUC 3707/8 \$	2	-				MTC5083
6	WASHER-NYLON \$	4	-				MRC1979
7	SCREW, FIXING MIRROR \$	4	Y		(V)7A739398		SE604077
7	SCREW, FIXING MIRROR \$	4	-	(V)7A739399			SE604076
8	MIRROR AND ARM - EXT. RR. VIEW \$	2	-				CRB503570
8	MIRROR AND ARM - EXT. RR. VIEW, RH, "(+)"AUS" \$	1	-				CRB503580
8	MIRROR AND ARM - EXT. RR. VIEW, LH, "(+)"AUS" \$	1	-				CRB503590
9	GLASS, FLAT, ARABIC SCRIPT ON MIRROR \$	1	-				AWR6874
9	GLASS, BLACK, CONVEX \$	1	-				RTC4341
10	PAD - ANTI-RATTLE \$	1	-				LR033269
11	CLIP \$	1	-				LR033272

With compliments from ,

Catalogue: Defender 2007-

Section: C01.205 RADIATOR GRILLE (FROM (V)7A000001)

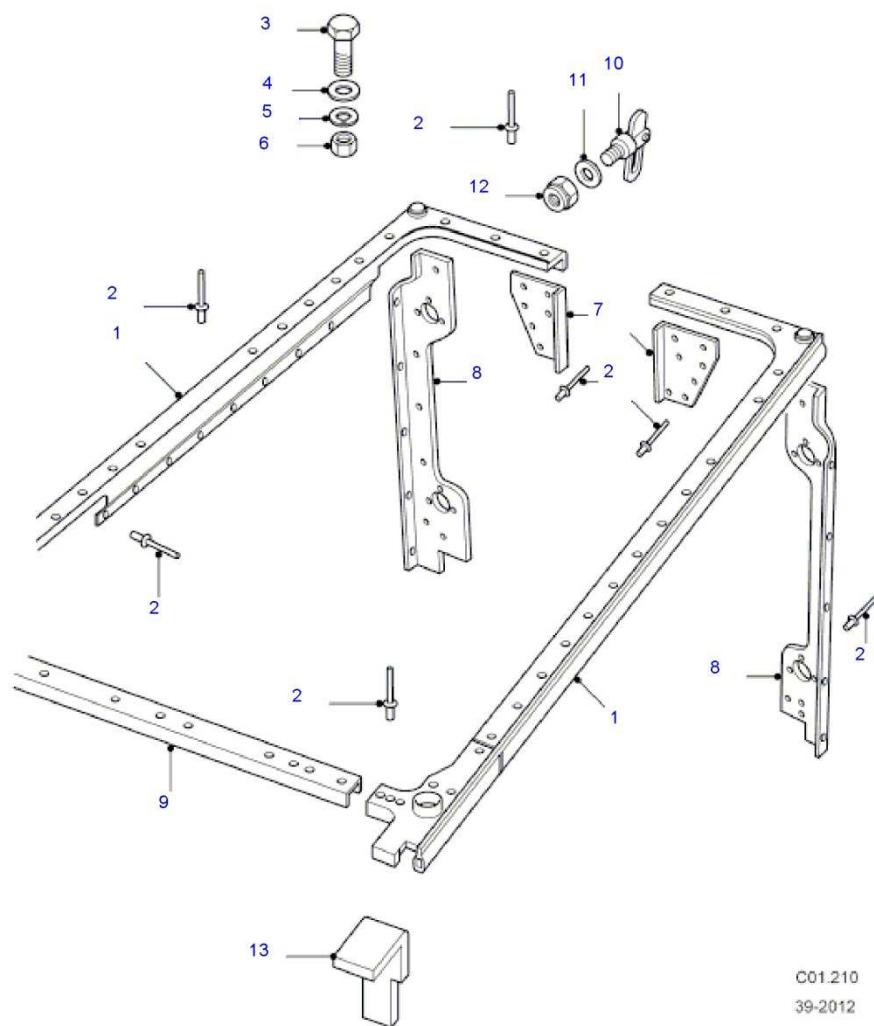


C01.205  
01-2007  
L8  
LN0282

Callout	Description	Qty	OSI	From	To	E	Number
1	FRAME-RADIATOR GRILLE, METAL, LESS AIR CONDITIONING \$	1	-				ASJ710040
1	FRAME-RADIATOR GRILLE, PLASTIC, WITH MANUAL AIR CONDITIONING \$	1	-				ASJ710060
2	SCREW, LONG, SELF TAPPING, NO 6 X 5/8, TO GRILLE ASSEMBLY \$	4	-				AB606056
3	WASHER-PLAIN, LARGE \$	4	-				WC105007
4	NUT-LOKUT \$	4	-				RTC3745
5	SCREW, BLACK, NO 14 X 3/4 \$	2	-				AB614065L
6	WASHER, M8, SPRUNG \$	2	-				WL108007L
7	WASHER, 8MM \$	2	-				WA108056
8	NUT - HEX., RETAINING \$	2	Y		(V)7A999999		NJ108061L
8	NUT - HEX., RETAINING \$	2	-	(V)8A000001			NJ108062
9	BRACKET, WITH MANUAL AIR CONDITIONING \$	1	-				MTC6332
10	SCREW, SELF TAPPING, TO NUT SPRING, WITH MANUAL AIR CONDITIONING \$	2	-				AB614065L
11	WASHER-SPRING, RECTANGULAR \$	2	-				WL106005L
12	WASHER-PLAIN, STANDARD., WITH MANUAL AIR CONDITIONING \$	2	-				WA106045L
13	NUT - HEX., WITH MANUAL AIR CONDITIONING \$	2	-				AK612016
14	GRILLE-RADIATOR PAINTED, WITH GRAPHITE GRILLE \$	1	-		(V)CA455554		ALR8765PUC
14	GRILLE-RADIATOR PAINTED, WITH BRUNEL GRILLE \$	1	-		(V)CA455554		ALR8765LQV
14	GRILLE-RADIATOR PAINTED, WITH GRAPHITE GRILLE \$	1	-	(V)CA455555			LR038615
14	GRILLE-RADIATOR PAINTED, WITH BRUNEL GRILLE \$	1	-	(V)CA455555			LR038617
15	GUARD ASSEMBLY-HAND \$	1	-				MTC4220
16	SCREW, LONG, NO14 X 1.0, TO FRAME GRILLE, LESS AIR CONDITIONING \$	8	-				AB614088
17	WASHER-PLAIN, STANDARD. \$	8	-				WA106045L
18	NUT-LOKUT, LESS AIR CONDITIONING \$	8	-				CZA4705L
19	SCREW, PAN HEAD, M5 X 16, RECESSED, TO FRAME GRILLE, WITH MANUAL AIR CONDITIONING \$	8	-				SE105161L
20	WASHER, M5, PLAIN, LARGE, WITH MANUAL AIR CONDITIONING \$	8	-				WC105001L
21	WASHER, M5, STARLOCK, WITH MANUAL AIR CONDITIONING \$	8	-				WF105001L
22	BRACKET-RADIATOR GRILLE SUPPORT, LESS AIR CONDITIONING \$	2	-				MTC6827
23	RIVET, '5/32" X 0.335"LONG', LESS AIR CONDITIONING \$	2	-				RA610183
24	PLUG-BLANKING, PLASTIC, 25MM DIAMETER \$	X	-				14A7081
25	FASTENER, WITH MANUAL AIR CONDITIONING \$	8	-				DZM100080

With compliments from ,  
Catalogue: Defender 2007-  
Section: C01.210 CAPPINGS - REAR BODY (FROM (V)7A000001)

---



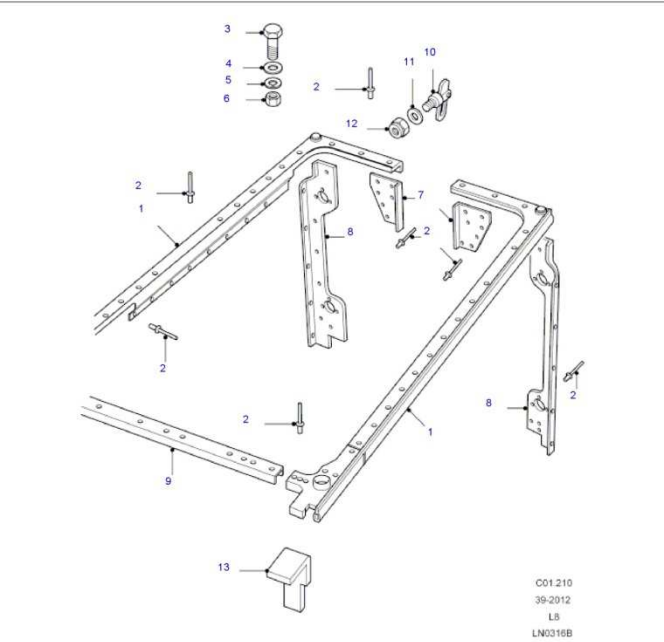
C01.210  
39-2012  
L8  
LN0316B



Callout	Description	Qty	OSI	From	To		E	Number
1	FINISHER, RH, SOFT TOP, '90" WHEELBASE' \$	1	Y		(V)9A774336			ASR1396
1	FINISHER, RH, PICK UP, '90" WHEELBASE' \$	1	Y					ASR1396
1	FINISHER, RH, SOFT TOP, '90" WHEELBASE' \$	1	-	(V)9A774337				AMN711200
1	FINISHER, LH, SOFT TOP, '90" WHEELBASE' \$	1	Y		(V)9A774336			ASR1397
1	FINISHER, LH, PICK UP, '90" WHEELBASE' \$	1	Y					ASR1397
1	FINISHER, LH, SOFT TOP, '90" WHEELBASE' \$	1	-	(V)9A774337				AMN711210
1	FINISHER, LH, PICK UP, '90" WHEELBASE' \$	1	-					AMN711210
1	FINISHER, GALVANISED, RH, CREW CAB PICK UP, '110" WHEELBASE' \$	1	-					AMN710880
1	FINISHER, GALVANISED, LH, CREW CAB PICK UP, '110" WHEELBASE' \$	1	Y		(V)9A769248			AMN710030
1	FINISHER, GALVANISED, LH, CREW CAB PICK UP, '110" WHEELBASE' \$	1	-	(V)9A769249				AMN710890
1	FINISHER, RH, STATION WAGON - 5 DOOR, '110" WHEELBASE' \$	1	Y		(V)9A999999			AMN710760
1	FINISHER, RH, STATION WAGON - 5 DOOR, '110" WHEELBASE' \$	1	-	(V)AA000001				LR019162
1	FINISHER, LH, STATION WAGON - 5 DOOR, '110" WHEELBASE' \$	1	Y		(V)9A999999			AMN710770
1	FINISHER, LH, STATION WAGON - 5 DOOR, '110" WHEELBASE' \$	1	-	(V)AA000001				LR019163
1	FINISHER, RH, (HARD TOP, '90" WHEELBASE' OR STATION WAGON - 3 DOOR, WITH FULL PARTITION - STEEL, '90" WHEELBASE') \$	1	-					AMN711040
1	FINISHER, LH, (HARD TOP, '90" WHEELBASE' OR STATION WAGON - 3 DOOR, WITH FULL PARTITION - STEEL, '90" WHEELBASE') \$	1	-		(V)9A769248			ASR1395
1	FINISHER, LH, (HARD TOP, '90" WHEELBASE' OR STATION WAGON - 3 DOOR, WITH FULL PARTITION - STEEL, '90" WHEELBASE') \$	1	-	(V)9A769249				AMN711050
1	FINISHER, RH, (STATION WAGON - 3 DOOR, LESS BULKHEAD, '90" WHEELBASE' OR STATION WAGON - 3 DOOR, '90" WHEELBASE', LESS SPEAKER) \$	1	Y		(V)9A769248			AMN710420
1	FINISHER, RH, (STATION WAGON - 3 DOOR, LESS BULKHEAD, '90" WHEELBASE' OR STATION WAGON - 3 DOOR, '90" WHEELBASE', LESS SPEAKER) \$	1	-	(V)9A769249	(V)BA400434			AMN710740
1	FINISHER, RH, (STATION WAGON - 3 DOOR, LESS BULKHEAD, '90" WHEELBASE' OR STATION WAGON - 3 DOOR, '90" WHEELBASE', LESS SPEAKER) \$	1	-	(V)BA400435				LR030561
1	FINISHER, RH, HARD TOP, LESS BULKHEAD, '90" WHEELBASE' \$	1	-	(V)CA000001				LR030561
1	FINISHER, LH, (STATION WAGON - 3 DOOR, LESS BULKHEAD, '90" WHEELBASE' OR STATION WAGON - 3 DOOR, '90" WHEELBASE', LESS SPEAKER) \$	1	Y		(V)9A769248			AMN710430
1	FINISHER, LH, (STATION WAGON - 3 DOOR, LESS BULKHEAD, '90" WHEELBASE' OR STATION WAGON - 3 DOOR, '90" WHEELBASE', LESS SPEAKER) \$	1	-	(V)9A769249	(V)BA400434			AMN710750
1	FINISHER, LH, (STATION WAGON - 3 DOOR, LESS BULKHEAD, '90" WHEELBASE' OR STATION WAGON - 3 DOOR, '90" WHEELBASE', LESS SPEAKER) \$	1	-	(V)BA400435				LR030562
1	FINISHER, LH, HARD TOP, LESS BULKHEAD, '90" WHEELBASE' \$	1	-	(V)CA000001				LR030562
1	FINISHER, GALVANISED, RH, PICK UP, '110" WHEELBASE' \$	1	-					MXC5973
1	FINISHER, GALVANISED, RH, SOFT TOP, '110" WHEELBASE' \$	1	-		(V)9A774336			MXC5973
1	FINISHER, GALVANISED, RH, HARD TOP, '110" WHEELBASE' \$	1	-					MXC5973
1	FINISHER, GALVANISED, RH, SOFT TOP, '110" WHEELBASE' \$	1	-	(V)9A774337				AMN711280
1	FINISHER, GALVANISED, LH, PICK UP, '110" WHEELBASE' \$	1	Y					MXC5974
1	FINISHER, GALVANISED, LH, SOFT TOP, '110" WHEELBASE' \$	1	Y		(V)9A774336			MXC5974

➤ See next page

With compliments from ,  
Catalogue: Defender 2007 -  
Section: C01.210 CAPPINGS - REAR BODY (FROM (V)7A000001)



© 2004 - 2012 Infomedia Ltd and its licensors.

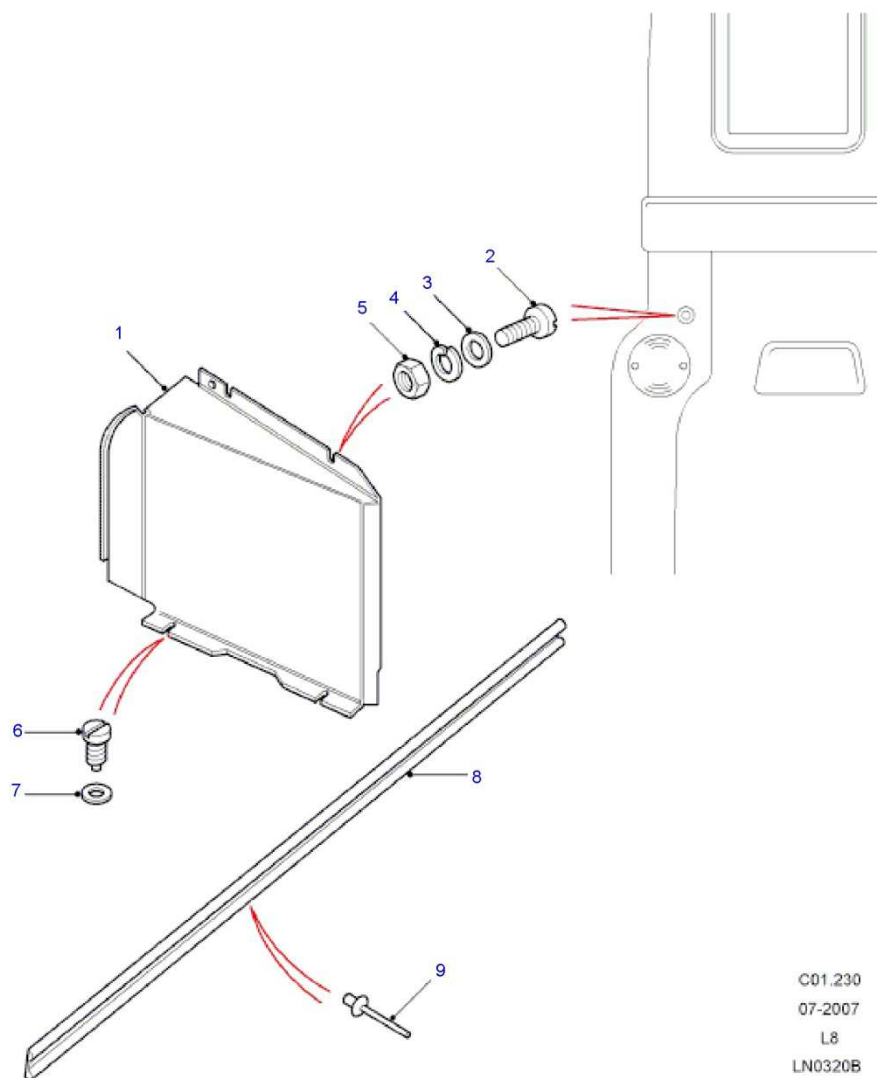
➤ Continued

1	FINISHER, GALVANISED, LH, HARD TOP, '110" WHEELBASE' \$	1	Y					MXC5974
1	FINISHER, GALVANISED, LH, SOFT TOP, '110" WHEELBASE' \$	1	-	(V)9A774337				AMN711290
2	RIVET, '3/16" X 0.575" LNG' \$	X	-		(V)8A401871			RU612373L
2	RIVET, 4.8 X 4.5 - 11 \$	X	-	(V)8A401872				LR031461
3	BOLT - HEX.HEAD, M6 X 20MM, FLANGED HEAD, CAPPING TO BODY \$	2	-					FS106206
4	WASHER, M6, PLAIN \$	2	-					WA106042
5	WASHER, M6, SPRUNG \$	2	-					WL106002
6	NUT - HEX., M6, HEXAGONAL HEAD, NYLOC \$	2	-					FY106046
7	BRACKET, RH, CORNER, TAILBOARD, (WITH LOWER TAILGATE OR WITH HIGH CAPACITY TAILGATE OR SOFT TOP OR PICK UP OR HIGH CAPACITY PICK UP OR CREW CAB PICK UP OR CREW	1	-					ASR2452
7	BRACKET, CORNER, TAILBOARD, LH, (WITH LOWER TAILGATE OR WITH HIGH CAPACITY TAILGATE OR SOFT TOP OR PICK UP OR HIGH CAPACITY PICK UP OR CREW CAB PICK UP OR CREW	1	-					ASR2451
7	BRACKET, RH, REAR END DOOR, CORNER, (HARD TOP OR STATION WAGON - 3 DOOR OR STATION WAGON - 5 DOOR OR CREW CAB PICK UP) \$	1	-					ASR2450
7	BRACKET, REAR END DOOR, CORNER, LH, (HARD TOP OR STATION WAGON - 3 DOOR OR STATION WAGON - 5 DOOR OR CREW CAB PICK UP) \$	1	-					ASR2449
8	FINISHER, RH \$	1	Y		(V)7A755900			AQL710021
8	FINISHER, RH \$	1	Y	(V)7A755901	(V)8A759516			AQL710240
8	FINISHER, RH \$	1	-	(V)8A759517	(V)CA416579			AQL710440
8	FINISHER, RH \$	1	-	(V)CA416580				LR039961
8	FINISHER, LH \$	1	Y		(V)7A755900			AQL710031
8	FINISHER, LH \$	1	Y	(V)7A755901	(V)8A759516			AQL710250
8	FINISHER, LH \$	1	-	(V)8A759517	(V)CA416579			AQL710450
8	FINISHER, LH \$	1	-	(V)CA416580				LR039962
9	FINISHER, (SOFT TOP OR PICK UP) \$	1	-					MWC2938
10	COTTER PIN, WITH LOWER TAILGATE \$	2	-					MUC8748
11	WASHER, M12, PLAIN, STANDARD, WITH LOWER TAILGATE \$	2	-					WA112081L
12	NUT - HEX., M12, HEXAGONAL HEAD, NYLOC, WITH LOWER TAILGATE \$	2	Y		(V)7A737621			NY112041L
12	NUT - HEX., M12, HEXAGONAL HEAD, NYLOC, WITH LOWER TAILGATE \$	2	Y	(V)7A737622	(V)8A756883			FY112046
12	NUT - HEX., M12, HEXAGONAL HEAD, NYLOC, WITH LOWER TAILGATE \$	2	-	(V)8A756884				RYH500510
13	SEAL, WATER INGRESS SOLUTION \$	1	-					LR044442

With compliments from ,

Catalogue: Defender 2007-

Section: C01.230 REAR BODY LAMP COVERS (FROM (V)7A000001)



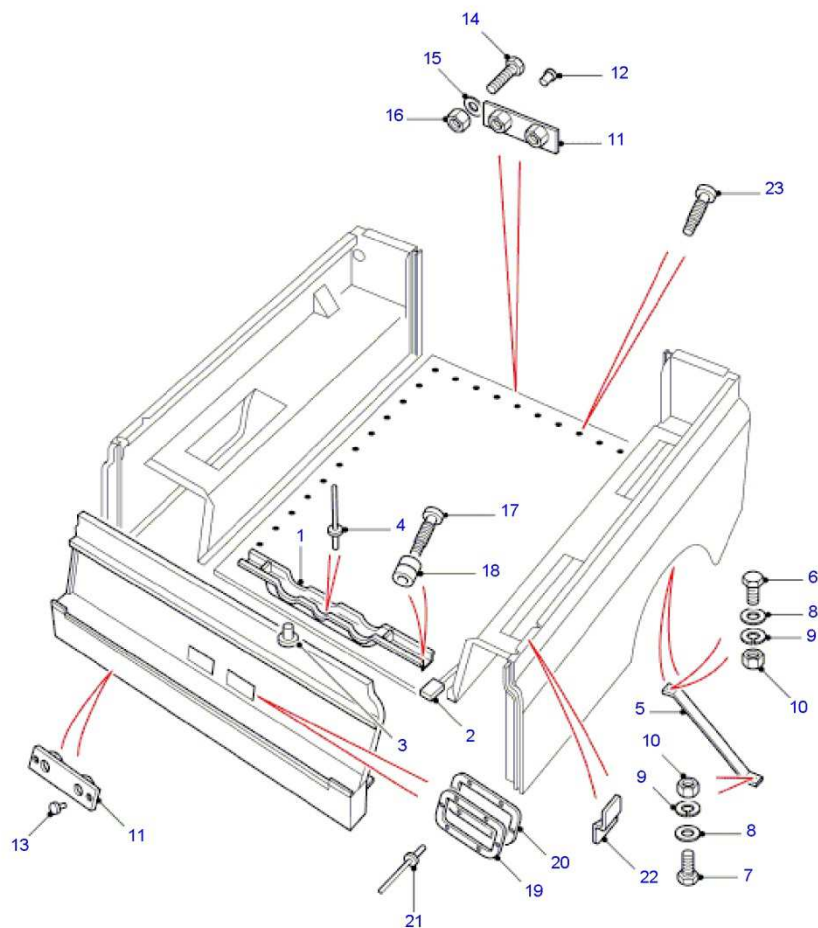
C01.230  
07-2007  
L8  
LN0320B

Callout	Description	Qty	OSI	From	To	E	Number
1	PANEL COVER, RH, (SOFT TOP OR PICK UP OR HARD TOP OR STATION WAGON - 5 DOOR) \$	1	-				MTC7878
1	PANEL COVER, LH, (SOFT TOP OR PICK UP OR HARD TOP OR STATION WAGON - 5 DOOR) \$	1	-				MTC7879
2	SCREW, HEXAGONAL HEAD, M5 X 16 \$	4	-				FS105165
3	WASHER, M5, PLAIN, LARGE \$	4	-				WC105001L
4	WASHER, M5, RETAINING \$	4	-				WL105001L
5	NUT-HEXAGONAL \$	4	-				NM105011
6	SCREW, SELF TAPPING, NO 8 X 3/8, PANEL TO BODY \$	4	-				AB608031L
7	WASHER, M5, PLAIN, LARGE \$	4	-				WC105001L
8	TREAD PLATE, (SOFT TOP, '110" WHEELBASE' OR PICK UP, '110" WHEELBASE' OR HARD TOP, '110" WHEELBASE') \$	3	Y				330615
9	RIVET, '3/16" X 0.45"LNG', POP \$	39	-				78248

With compliments from ,

Catalogue: Defender 2007-

Section: C01.235 REAR BODY LOWER - MOUNTINGS (SOFT TOP, '110" WHEELBASE' FROM (V)7A000001 OR PICK UP, '110" WHEELBASE' FROM (V)7A000001 OR HARD TOP, '110" WHEELBASE' FROM (V)7A000001 OR CREW CAB HCPU, '130" WHEELBASE' FROM (V)7A000001)



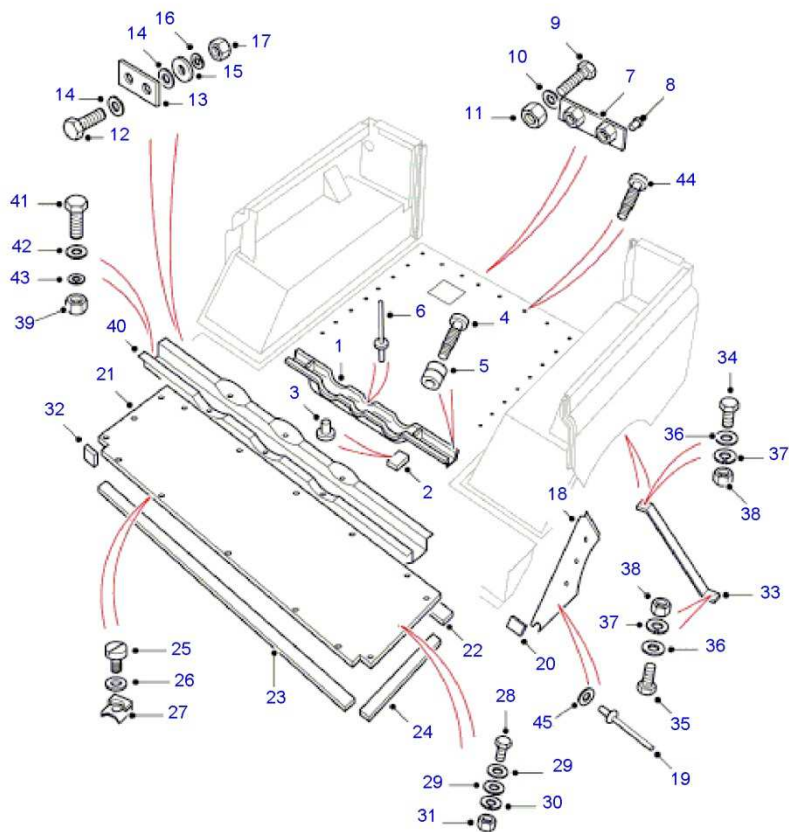
C01.235  
12-2011  
L8  
AJNXXC2D

Callout	Description	Qty	OSI	From	To	E	Number
1	CROSSMEMBER, '110" WHEELBASE' \$	6	-				AFC710010
2	PAD MOUNTING-REAR FLOOR, '110" WHEELBASE' \$	12	-				ESQ000030
3	RIVET, '3/16" X 0.575"LNG' \$	24	-				RUG12373L
4	RIVET, '3/16" X 0.45"LNG', POP, '110" WHEELBASE' \$	36	-				78248
5	STAY, RH \$	1	-				AFR710220
5	STAY, LH \$	1	-				AFR710230
6	SCREW, M6 X 20MM, PAN HEAD, STAY TO BODY \$	2	-				RYG500650
7	BOLT - HEX.HEAD, M6 X 20MM, FLANGED HEAD \$	2	-		(V)8A758864		FS106206
7	BOLT - HEX.HEAD, M6 X 20MM, FLANGED HEAD, '110" WHEELBASE' \$	2	-	(V)8A758865			RYP501010
7	BOLT - HEX.HEAD, M6 X 20MM, FLANGED HEAD, '130" WHEELBASE' \$	2	-	(V)8A758865			FS106206
8	WASHER, PLAIN, 6MM \$	4	-				WA106042
9	WASHER, M6, SPRUNG \$	4	-				WL106002
10	NUT, M6 \$	4	-				FN106046
11	NUT PLATE \$	7	-				MRC8736
12	RIVET \$	6	-				RB610082
13	RIVET, '3/16" X 0.45"LNG', POP \$	8	-				78248
14	SCREW, M8 X 25, TORX DRIVE \$	10	-				AYG100240
15	WASHER, M8, SPRUNG \$	14	-				WL108007L
16	NUT - HEX., M8, FLANGED HEAD \$	10	-				FN108046
17	PIN, 35MM, '110" WHEELBASE' \$	X	-				AYT500010
18	COLLAR, '110" WHEELBASE' \$	X	-				AYH500280
19	PLATE \$	2	-				MUC6519
20	GASKET \$	2	-				MWC2129
21	RIVET, '3/16" X 0.45"LNG', POP \$	12	-				78248
22	CLEAT \$	10	-				301328
23	PIN, 42MM, '110" WHEELBASE' \$	X	-				AYT500030
23	PIN, 38MM, '110" WHEELBASE' \$	X	-				AYT500020

With compliments from ,

Catalogue: Defender 2007-

Section: C01.240 REAR BODY LOWER - MOUNTINGS (STATION WAGON - 5 DOOR, '110" WHEELBASE'  
FROM (V)7A000001 OR STATION WAGON UTILITY - 5 DOOR, '110" WHEELBASE' FROM (V)7A000001 OR  
CREW CAB PICK UP, '110" WHEELBASE' FROM (V)7A000001)



C01.240  
12-2011  
L8  
LN0176D



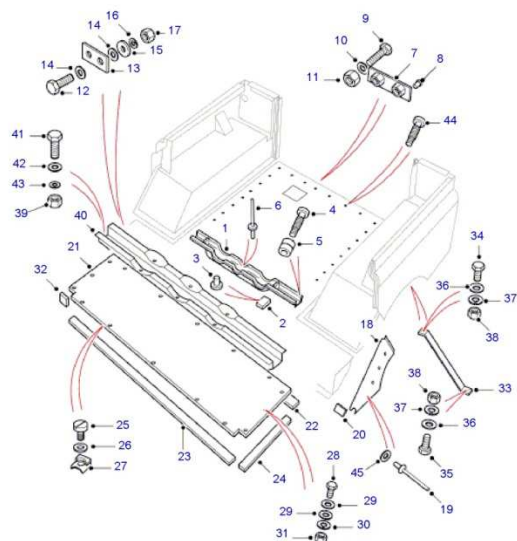
Callout	Description	Qty	OSI	From	To		E	Number
1	CROSSMEMBER \$	4	-					AFC710010
2	PAD MOUNTING-REAR FLOOR \$	8	-					ESQ000030
3	RIVET, '3/16" X 0.575"LNG' \$	16	-					RU612373L
4	PIN, 35MM \$	X	-					AYT500010
5	COLLAR \$	X	-					AYH500280
6	RIVET, '3/16" X 0.45"LNG', POP \$	24	-					78248
7	NUT PLATE \$	3	-					MRC8736
8	RIVET \$	6	-					RB610082
9	SCREW, M8 X 25, TORX DRIVE \$	10	-					AYG100240
10	WASHER, RETAINING \$	10	-					WF600051L
11	NUT - HEX., M8, FLANGED HEAD \$	4	-					FN108046
12	SCREW, HEXAGONAL HEAD, M8 X 40, HEELBOARD TO CHASSIS \$	4	-					SH108401L
13	SHIM \$	10	-					305232
14	WASHER, RETAINING \$	8	-					WF600051L
15	WASHER, 8MM \$	4	-					WA108056
16	WASHER, M8, SPRUNG \$	4	-					WL108007L
17	NUT - HEX., M8, FLANGED HEAD \$	4	-					FN108046
18	PANEL EXTENSION, RH \$	1	-					MRC6436
18	PANEL EXTENSION, LH \$	1	-					MRC6437
19	RIVET, '3/16" X 0.45"LNG', POP \$	22	-					78248
20	SEAL \$	2	-					333263
21	MAIN FLOOR CENTRE ASSEMBLY \$	1	-					RTC6270
22	SEAL, LONG, 1.6M \$	1	-					MRC8626
23	SEAL, LONG, 1.6M \$	1	-					MRC8626
24	SEAL, LONG, 1.6M \$	2	-					MRC8626
25	BOLT \$	2	-					DA614061L
26	WASHER, M6, PLAIN \$	6	-					MRC5527
27	NUT-SPIRALOK \$	6	-					302532

➤ See next page

With compliments from ,

Catalogue: Defender 2007-

Section: C01.240 REAR BODY LOWER - MOUNTINGS (STATION WAGON - 5 DOOR, '110" WHEELBASE'  
FROM (V)7A000001 OR STATION WAGON UTILITY - 5 DOOR, '110" WHEELBASE' FROM (V)7A000001 OR  
CREW CAB PICK UP, '110" WHEELBASE' FROM (V)7A000001)



C01.240  
12-2011  
L8  
LN0176D

© 2004 - 2012 Infomedia Ltd and its licensors.

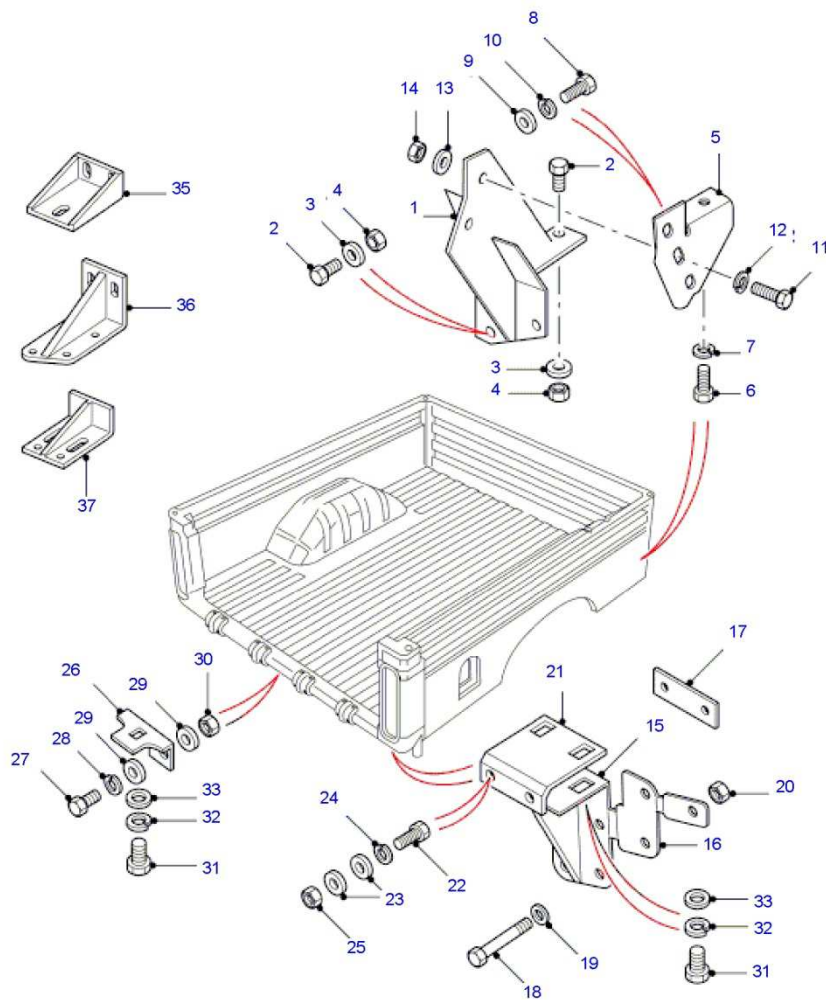
➤ Continued

28	BOLT - HEX.HEAD, M6 X 20MM, FLANGED HEAD \$	6	-					FS106206
29	WASHER, M6, PLAIN \$	12	-					MRC5527
30	WASHER-SPRING, M6, SQUARE \$	6	-					WM106001L
31	NUT - HEX., M6, HEXAGONAL HEAD, NYLOC \$	6	-					FY106046
32	SEAL \$	2	Y					333745
33	STAY, RH \$	1	-					AFR710220
33	STAY, LH \$	1	-					AFR710230
34	SCREW, M6 X 20MM, PAN HEAD, STAY TO FLOOR \$	2	-					RYG500650
35	BOLT - HEX.HEAD, M6 X 20MM, FLANGED HEAD \$	2	-		[V]8A758864			FS106206
35	BOLT - HEX.HEAD, M6 X 20MM, FLANGED HEAD \$	2	-	[V]8A758865				RYP501010
36	WASHER, PLAIN, 6MM \$	4	-					WA106042
37	WASHER, M6, SPRUNG \$	4	-					WL106002
38	NUT - HEX., M6, HEXAGONAL HEAD, NYLOC \$	4	-					FY106046
39	NUT - HEX., M8, FLANGED HEAD \$	8	-					FN108046
40	STIFFENER, LOWER \$	1	-					AFT710090
41	SCREW, FLANGED HEAD, M8 X 20MM \$	8	-					FS108207L
42	WASHER, 8MM \$	8	-					WA108056
43	WASHER, M8, SPRUNG \$	8	-					WL108007L
44	PIN, 38MM \$	X	-					AYT500020
45	WASHER, M8 X 18MM \$	4	-					AYF000010

With compliments from ,

Catalogue: Defender 2007-

Section: C01.245 REAR BODY LOWER - MOUNTINGS (HIGH CAPACITY PICK UP, '110" WHEELBASE' FROM (V)7A000001 OR CREW CAB HCPU, '130" WHEELBASE' FROM (V)7A000001 OR CHASSIS CREW CAB, '130" WHEELBASE' FROM (V)7A000001)



C01.245  
02-2011  
L8  
LN0321D

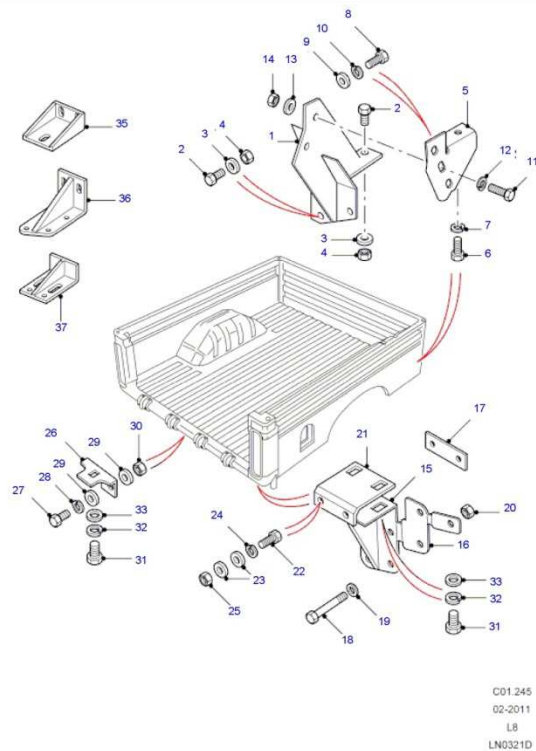
Callout	Description	Qty	OSI	From	To	E	Number
1	BRACKET-REAR BODY MOUNTING, FRONT, RH, HIGH CAPACITY PICK UP, '110" WHEELBASE' \$	1	-				MTC3481
1	BRACKET-REAR BODY MOUNTING, FRONT, LH, HIGH CAPACITY PICK UP, '110" WHEELBASE' \$	1	-				MTC3482
1	BRACKET-REAR BODY MOUNTING, CREW CAB HCPU, '130" WHEELBASE' \$	2	-				KVU101440
2	BOLT, HEXAGONAL HEAD, M10 X 25, BRACKET TO CHASSIS, HIGH CAPACITY PICK UP, '110" WHEELBASE' \$	6	-				FS110256
3	WASHER, M10, HIGH CAPACITY PICK UP, '110" WHEELBASE' \$	6	-				WA110066
4	NUT - HEX., M10, NYLOC, FLANGE, HIGH CAPACITY PICK UP, '110" WHEELBASE' \$	6	-				NY110047L
5	BRACKET-CHASSIS FRAME BODY MOUNTING \$	2	-				KVU101420
6	BOLT, FLANGED HEAD, M10 X 30, TOP, BRACKET TO BODY \$	2	-				FS110306
7	WASHER, M10 \$	2	-				WL110001L
8	BOLT, HEXAGONAL HEAD, M10 X 25 \$	2	-				FS110256
9	WASHER, M10 \$	2	-				WA110066
10	WASHER, M10 \$	2	-				WL110001L
11	BOLT, HEXAGONAL HEAD, M10 X 25, BRACKET TO MOUNTING, HIGH CAPACITY PICK UP, '110" WHEELBASE' \$	4	-				FS110256
12	WASHER, M10, HIGH CAPACITY PICK UP, '110" WHEELBASE' \$	4	-				WL110001L
13	WASHER, M10, HIGH CAPACITY PICK UP, '110" WHEELBASE' \$	4	-				WA110066
14	NUT - HEX., M10, NYLOC, FLANGE, HIGH CAPACITY PICK UP, '110" WHEELBASE' \$	4	-				NY110047L
15	BRACKET ASSEMBLY-BODY MOUNTING, REAR, RH, HIGH CAPACITY PICK UP, '110" WHEELBASE' \$	1	Y	(V)9A888887			MTC4992
15	BRACKET ASSEMBLY-BODY MOUNTING, REAR, RH, HIGH CAPACITY PICK UP, '110" WHEELBASE' \$	1	-	(V)9A888888			LR016482
15	BRACKET ASSEMBLY-BODY MOUNTING, REAR, LH, HIGH CAPACITY PICK UP, '110" WHEELBASE' \$	1	Y		(V)9A888887		MTC4993
15	BRACKET ASSEMBLY-BODY MOUNTING, REAR, LH, HIGH CAPACITY PICK UP, '110" WHEELBASE' \$	1	-	(V)9A888888			LR016674
16	PACKING PIECE \$	2	Y		(V)9A888887		MTC5086
16	PACKING PIECE \$	2	-	(V)9A888888			LR016692
17	PLATE \$	4	-				MTC6154
18	BOLT, FLANGED HEAD, M8 X 70, HIGH CAPACITY PICK UP, '110" WHEELBASE' \$	8	-				FB108141
19	WASHER, 8MM, HIGH CAPACITY PICK UP, '110" WHEELBASE' \$	8	-				WA108056

➤ See next page

With compliments from ,

Catalogue: Defender 2007-

Section: C01.245 REAR BODY LOWER - MOUNTINGS (HIGH CAPACITY PICK UP, '110" WHEELBASE'  
FROM (V)7A000001 OR CREW CAB HCPU, '130" WHEELBASE' FROM (V)7A000001 OR CHASSIS CREW  
CAB, '130" WHEELBASE' FROM (V)7A000001)



© 2004 - 2012 Infomedia Ltd and its licensors.

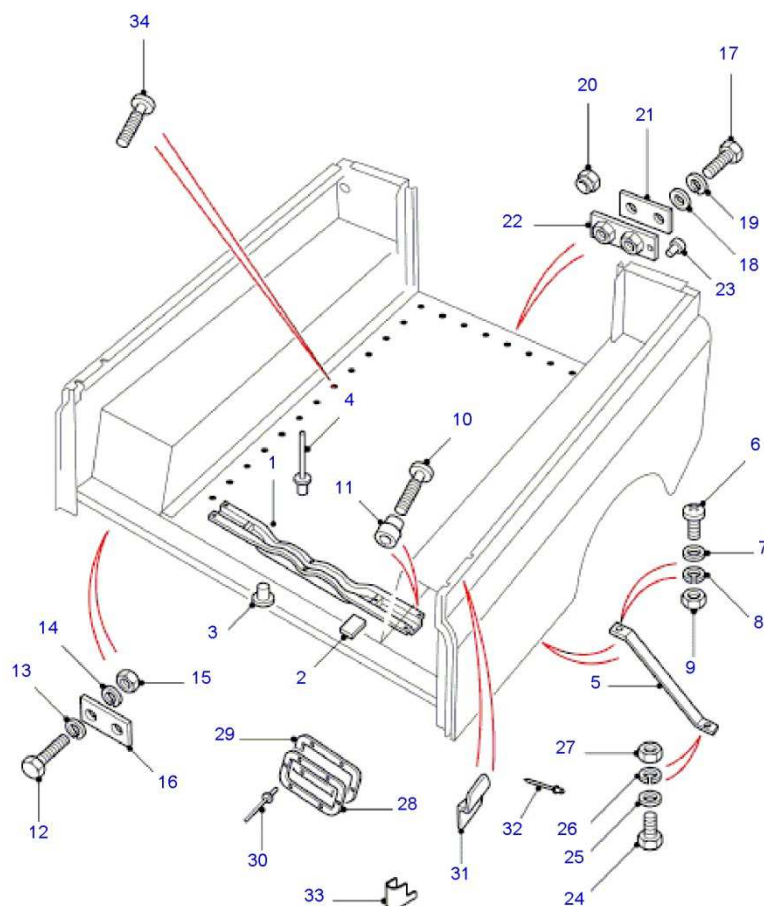
➤ Continued

20	NUT - HEX., M8, FLANGED HEAD, HIGH CAPACITY PICK UP, '110" WHEELBASE' \$	8	-					FN108046
21	BRACKET-REAR SUB FRAME ANGLE, OUTER \$	2	-					MTC4002
22	SCREW, FLANGED HEAD, M8 X 20MM \$	4	-					FS108207L
23	WASHER, 8MM \$	8	-					WA108056
24	WASHER, M8, SPRUNG \$	4	-					WL108007L
25	NUT - HEX., M8, FLANGED HEAD \$	4	-					FN108046
26	BRACKET-REAR SUB FRAME ANGLE, INNER, HIGH CAPACITY PICK UP, '110" WHEELBASE' \$	3	-					MTC4003
27	SCREW, FLANGED HEAD, M8 X 20MM, HIGH CAPACITY PICK UP, '110" WHEELBASE' \$	6	-					FS108207L
28	WASHER, M8, SPRUNG, HIGH CAPACITY PICK UP, '110" WHEELBASE' \$	6	Y					<del>WL108007</del>
29	WASHER, 8MM, HIGH CAPACITY PICK UP, '110" WHEELBASE' \$	6	-					WA108056
30	NUT - HEX., M8, FLANGED HEAD, HIGH CAPACITY PICK UP, '110" WHEELBASE' \$	6	-					FN108046
31	BOLT, FLANGED HEAD, M10 X 30, TOP, HIGH CAPACITY PICK UP, '110" WHEELBASE' \$	7	-					FS110306
32	WASHER, M10, HIGH CAPACITY PICK UP, '110" WHEELBASE' \$	7	-					WL110001L
33	WASHER, M10, HIGH CAPACITY PICK UP, '110" WHEELBASE' \$	7	-					WA110066
35	ANGLE MOUNTING, REAR, (CHASSIS CREW CAB, '130" WHEELBASE' OR CREW CAB HCPU, '130" WHEELBASE') \$	3	-					RRC6168
36	ANGLE MOUNTING, RH, CREW CAB HCPU, '130" WHEELBASE' \$	1	-					RRC6154
36	ANGLE MOUNTING, LH, CREW CAB HCPU, '130" WHEELBASE' \$	1	-					RRC6155
37	BRACKET MOUNTING, BODY, '130" WHEELBASE' \$	4	-					RRC2440

With compliments from ,

Catalogue: Defender 2007-

Section: C01.250 REAR BODY LOWER - MOUNTINGS ('90" WHEELBASE' FROM (V)7A000001)



C01.250  
12-2011  
L8  
LN0170B



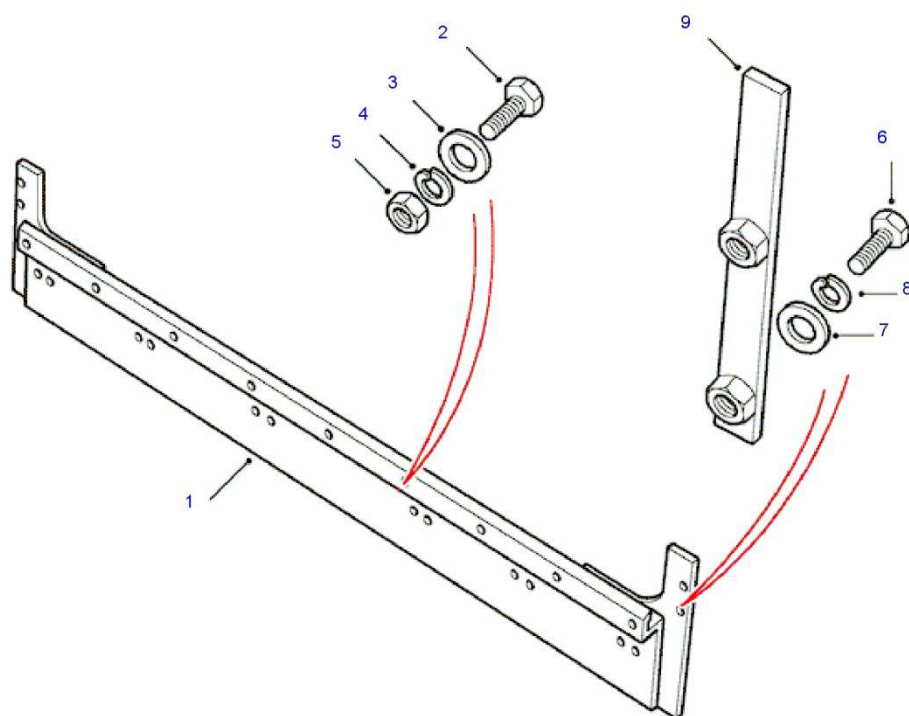
Callout	Description	Qty	OSI	From	To	E	Number
1	CROSSMEMBER \$	3	-				AFC710010
2	PAD MOUNTING-REAR FLOOR \$	6	-				ESQ000030
3	RIVET, '3/16" X 0.575"LNG' \$	12	-				RU612373L
4	RIVET, '3/16" X 0.45"LNG', POP \$	12	-				78248
5	STAY \$	2	-				ASU710120
6	SCREW, M6 X 20MM, PAN HEAD \$	2	-				RYG500650
7	WASHER, PLAIN, 6MM \$	4	-				WA106042
8	WASHER, M6, SPRUNG \$	2	-				WL106002
9	NUT, M6 \$	2	-				FN106046
10	PIN, 35MM \$	X	-				AYT500010
11	COLLAR \$	X	-				AAU6774
12	SCREW, M8 X 25, FLANGED HEAD \$	4	Y				FS108257L
13	WASHER, M8 \$	4	-				AFU1079
14	WASHER, 8MM \$	4	-				WA108056
15	NUT - HEX., M8, FLANGED HEAD \$	4	-				FN108046
16	SHIM \$	4	-				305232
17	SCREW, M8 X 25, TORX DRIVE \$	10	-				AYG100240
18	WASHER, 8MM \$	10	-				WA108056
19	WASHER, RETAINING \$	10	-				WF600051L
20	NUT - HEX., M8, NYLOC \$	4	Y				NY108041
21	SHIM \$	X	-				305232
22	NUT PLATE \$	3	-				MRC8736
23	RIVET \$	6	-				RB610082
24	BOLT - HEX.HEAD, M6 X 20MM, FLANGED HEAD, STAY TO BODY \$	2	-				FS106206
25	WASHER, PLAIN, 6MM \$	4	-				WA106042
26	WASHER, M6, SPRUNG \$	2	-				WL106002
27	NUT, M6 \$	2	-				FN106046
28	PLATE \$	2	-				MUC6519
29	GASKET \$	2	-				MWC2129
30	RIVET, '3/16" X 0.45"LNG', POP \$	12	-				78248
31	CLEAT \$	6	-				301328
32	RIVET, '3/16" X 0.45"LNG', POP \$	12	-				78248
33	COVER-ROPE CLEAT \$	6	Y				MUC3932
34	PIN, 42MM \$	X	-				AYT500030
34	PIN, 38MM \$	X	-				AYT500020

With compliments from ,

Catalogue: Defender 2007-

Section: C01.255 REAR BODY LOWER - TOE PANEL ('110" AND 130" WHEELBASE' FROM (V)7A000001)

---



AJNXKE4A

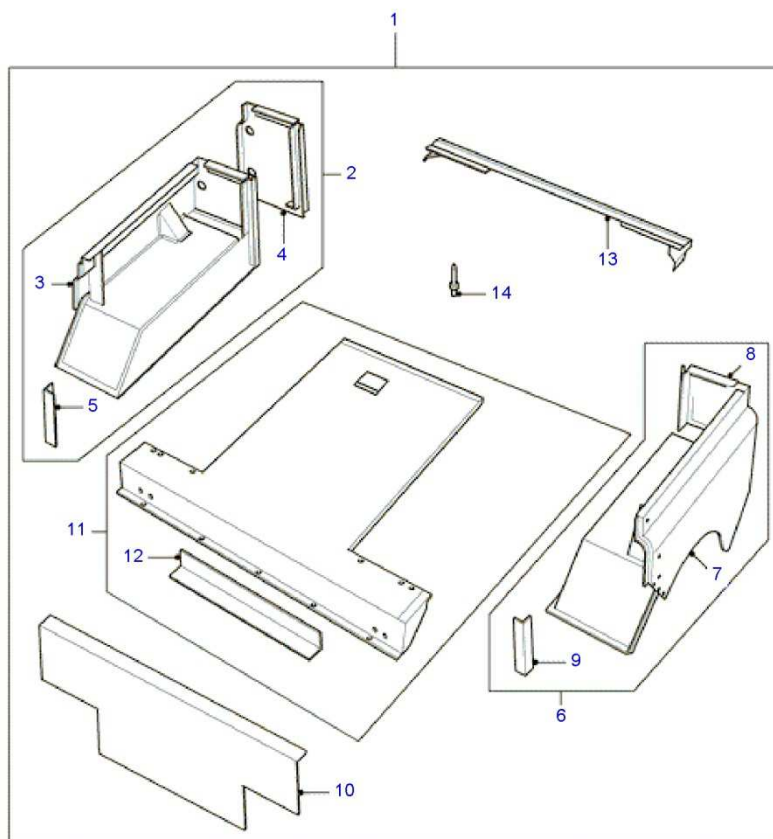
© 2004 - 2012 Infomedia Ltd and its licensors.

Callout	Description	Qty	OSI	From	To	E	Number
1	BRACKET \$	1	-				395413
2	BOLT - HEX.HEAD, M6 X 20MM, FLANGED HEAD \$	2	-				FS106206
2	BOLT - HEX.HEAD, M6 X 16MM, FLANGED HEAD \$	7	-				FS106167L
3	WASHER-PLAIN, STANDARD \$	9	-				RTC609
4	WASHER-SPRING, "5/16" \$	9	-				WM600051L
5	NUT, M6 \$	9	-				FN106046
6	SCREW-FLANGED HEAD, M6 X 16MM, FLANGED HEAD \$	4	-				FS106167L
7	WASHER, M6, OVERSIZE \$	4	-				WC106041L
8	WASHER-SPRING \$	4	-				WM106001L
9	NUT PLATE \$	2	-				MRC9388

With compliments from ,

Catalogue: Defender 2007-

Section: C01.260 REAR BODY LOWER (CREW CAB PICK UP, '110" WHEELBASE' FROM (V)7A000001)



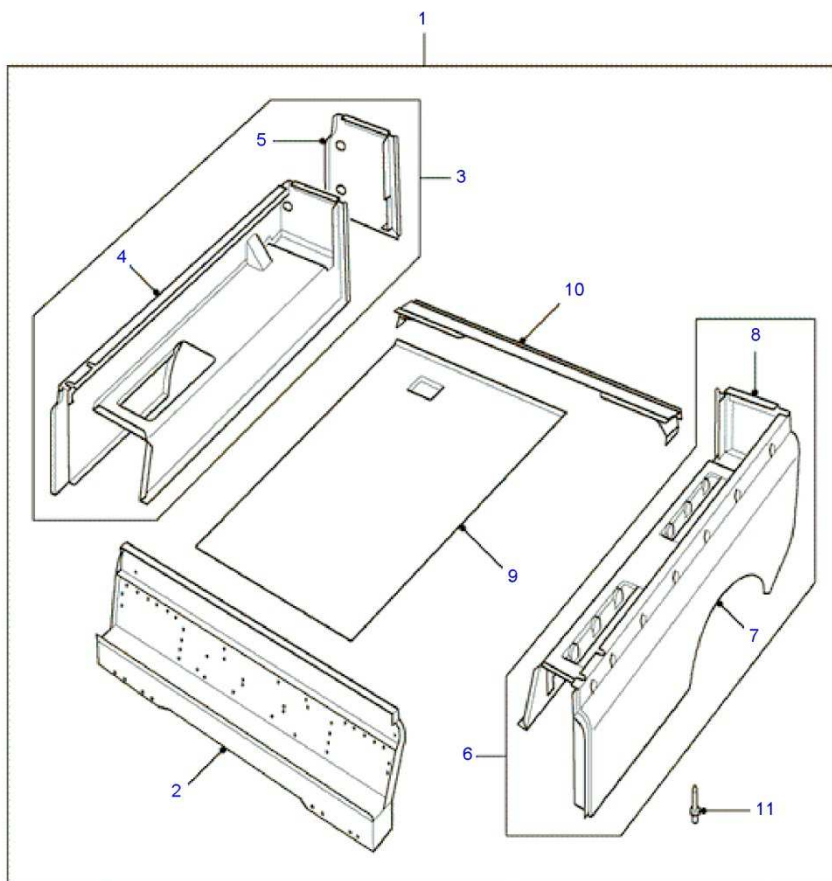
C01.435  
03-2003  
L1  
LN0204B

Callout	Description	Qty	OSI	From	To	E	Number
1	BODY ASSEMBLY-LOWER REAR \$	1	-				AQA711080
2	BODY SIDE/WHEELARCH ASSEMBLY, RH \$	1	-				ALA711040
3	PANEL-BODYSIDE, RH \$	1	-				ALA710680
4	PANEL-REAR END, RH \$	1	-				STC1854
5	BRACKET SUPPORT, UPPER, RH \$	1	-				AGA710040
6	BODY SIDE/WHEELARCH ASSEMBLY, LH \$	1	-				ALA711050
7	PANEL-BODYSIDE, LH \$	1	-				MRC5071
8	PANEL-REAR END, LH \$	1	-				STC1855
9	BRACKET SUPPORT, UPPER, LH \$	1	-				AGA710050
10	BULKHEAD ASSEMBLY-BODY FRONT \$	1	-				ABB710080
11	FLOOR ASSEMBLY \$	1	-		(V)BA555554		AFB710150
11	FLOOR ASSEMBLY \$	1	-	(V)BA555555			LR032942
12	BRACKET SUPPORT, LOWER \$	2	-				AQU710010
13	ANGLE MOUNTING, REAR \$	1	-				AQR710020
14	RIVET, '3/16" X 0.575"LNG' \$	24	-				RU612373L

With compliments from ,

Catalogue: Defender 2007-

Section: C01.265 REAR BODY LOWER (SOFT TOP, '110" WHEELBASE' FROM (V)7A000001 OR HARD TOP, '110" WHEELBASE' FROM (V)7A000001 OR PICK UP, '110" WHEELBASE' FROM (V)7A000001)



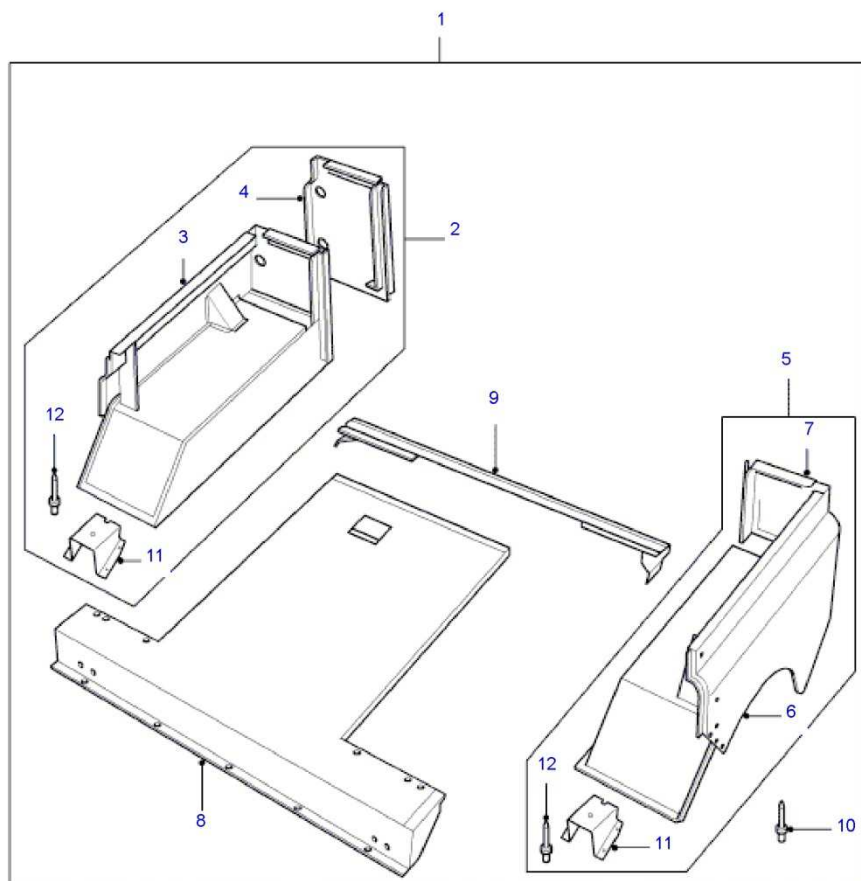
C01.440  
02-2003  
L1  
LN0144B

Callout	Description	Qty	OSI	From	To		E	Number
1	BODY ASSEMBLY-LOWER REAR \$	1	-					AQA710540
2	BODY PANEL - FRONT END, FRONT, REAR FUEL FILLER APERTURE \$	1	-					RTC6246
3	BODY SIDE ASSEMBLY-REAR, RH \$	1	-		(V)7A732614			ALA710900
3	BODY SIDE ASSEMBLY-REAR, RH \$	1	Y	(V)7A732615	(V)8A758438			ALA710580
3	BODY SIDE ASSEMBLY-REAR, RH \$	1	-	(V)8A758439				ALA711120
4	BODY SIDE, REAR FUEL FILLER APERTURE, LESS ROPE CLEATS, LESS LOWER SIDE LOCKER, RH \$	1	-					ALA710690
5	PANEL-REAR END, RH \$	1	-					STC1854
6	BODY SIDE ASSEMBLY-REAR, LH \$	1	-		(V)7A732614			ALA710910
6	BODY SIDE ASSEMBLY-REAR, LH \$	1	Y	(V)7A732615	(V)8A758438			ALA710590
6	BODY SIDE ASSEMBLY-REAR, LH \$	1	-	(V)8A758439				ALA711130
7	BODY SIDE, LESS ROPE CLEATS, LESS LOWER SIDE LOCKER, LH \$	1	-					RTC5712
8	PANEL-REAR END, LH \$	1	-					STC1855
9	PLATE-REAR FLOOR, COMPLETE ASSY \$	1	Y					MWC7698
9	PLATE-REAR FLOOR, PLATE ONLY \$	1	-					330618
10	ANGLE MOUNTING, REAR \$	1	-					AQR710020
11	RIVET, '3/16" X 0.575" LNG' \$	28	-					RU612373L

With compliments from ,

Catalogue: Defender 2007-

Section: C01.270 REAR BODY LOWER (STATION WAGON - 5 DOOR, '110" WHEELBASE', WITH 5 SEAT CONFIGURATION FROM (V)7A000001 OR STATION WAGON - 5 DOOR, '110" WHEELBASE', WITH 7 SEAT CONFIGURATION FROM (V)7A000001 OR STATION WAGON - 5 DOOR, '110" WHEELBASE', LESS REAR SEATS FROM (V)7A000001)



C01.270  
03-2009  
L8  
LN0332A

© 2004 - 2012 Infomedia Ltd and its licensors.



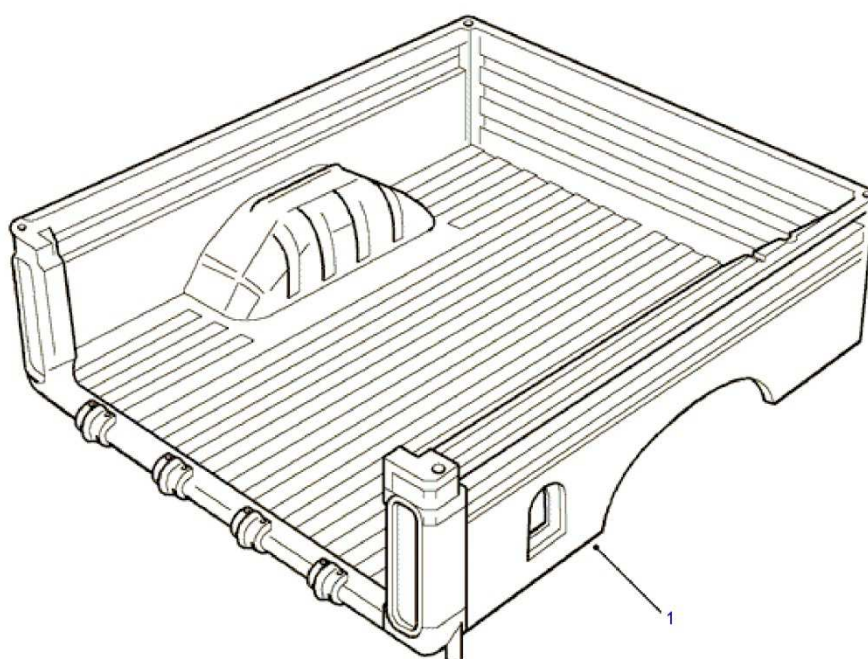
Callout	Description	Qty	OSI	From	To		E	Number
1	BODY ASSEMBLY-LOWER REAR, (STATION WAGON - 5 DOOR, '110" WHEELBASE', WITH 7 SEAT CONFIGURATION OR STATION WAGON - 5 DOOR, '110" WHEELBASE', LESS REAR SEATS) \$	1	-					AQA711060
1	BODY ASSEMBLY-LOWER REAR, STATION WAGON - 5 DOOR, '110" WHEELBASE', WITH 5 SEAT CONFIGURATION \$	1	-					AQA711090
2	BODY SIDE/WHEELARCH ASSEMBLY, RH, (STATION WAGON - 5 DOOR, '110" WHEELBASE', WITH 7 SEAT CONFIGURATION OR STATION WAGON - 5 DOOR, '110" WHEELBASE', LESS REAR	1	-					ALA711000
2	BODY SIDE/WHEELARCH ASSEMBLY, RH, STATION WAGON - 5 DOOR, '110" WHEELBASE', WITH 5 SEAT CONFIGURATION \$	1	-					ALA711060
3	PANEL-BODYSIDE, RH \$	1	-					ALA710680
4	PANEL-REAR END, RH \$	1	-					STC1854
5	BODY SIDE/WHEELARCH ASSEMBLY, LH, (STATION WAGON - 5 DOOR, '110" WHEELBASE', WITH 7 SEAT CONFIGURATION OR STATION WAGON - 5 DOOR, '110" WHEELBASE', LESS REAR	1	-					ALA711010
5	BODY SIDE/WHEELARCH ASSEMBLY, LH, STATION WAGON - 5 DOOR, '110" WHEELBASE', WITH 5 SEAT CONFIGURATION \$	1	-					ALA711070
6	PANEL-BODYSIDE, LH \$	1	-					MRC5071
7	PANEL-REAR END, LH \$	1	-					STC1855
8	FLOOR ASSEMBLY, (STATION WAGON - 5 DOOR, '110" WHEELBASE', WITH 7 SEAT CONFIGURATION OR STATION WAGON - 5 DOOR, '110" WHEELBASE', LESS REAR SEATS) \$	1	-		[V]BA555554			AFB710130
8	FLOOR ASSEMBLY, (STATION WAGON - 5 DOOR, '110" WHEELBASE', WITH 7 SEAT CONFIGURATION OR STATION WAGON - 5 DOOR, '110" WHEELBASE', LESS REAR SEATS) \$	1	-	[V]BA555555				LR032941
8	FLOOR ASSEMBLY, STATION WAGON - 5 DOOR, '110" WHEELBASE', WITH 5 SEAT CONFIGURATION \$	1	-					AFB710160
9	ANGLE MOUNTING, REAR \$	1	-					AQR710020
10	RIVET, '3/16" X 0.575" LNG' \$	24	-					RU612373L
11	BRACKET - SUPPORT \$	2	-					AFU710230
12	RIVET \$	8	-		[V]AA793956			RRC4583
12	RIVET \$	8	-	[V]AA793957				LR021819

With compliments from ,

Catalogue: Defender 2007-

Section: C01.275 REAR BODY LOWER - ASSEMBLY (HIGH CAPACITY PICK UP, '110" WHEELBASE' FROM (V)7A000001 OR CREW CAB HCPU, '130" WHEELBASE' FROM (V)7A000001)

---



AJNXKG1A

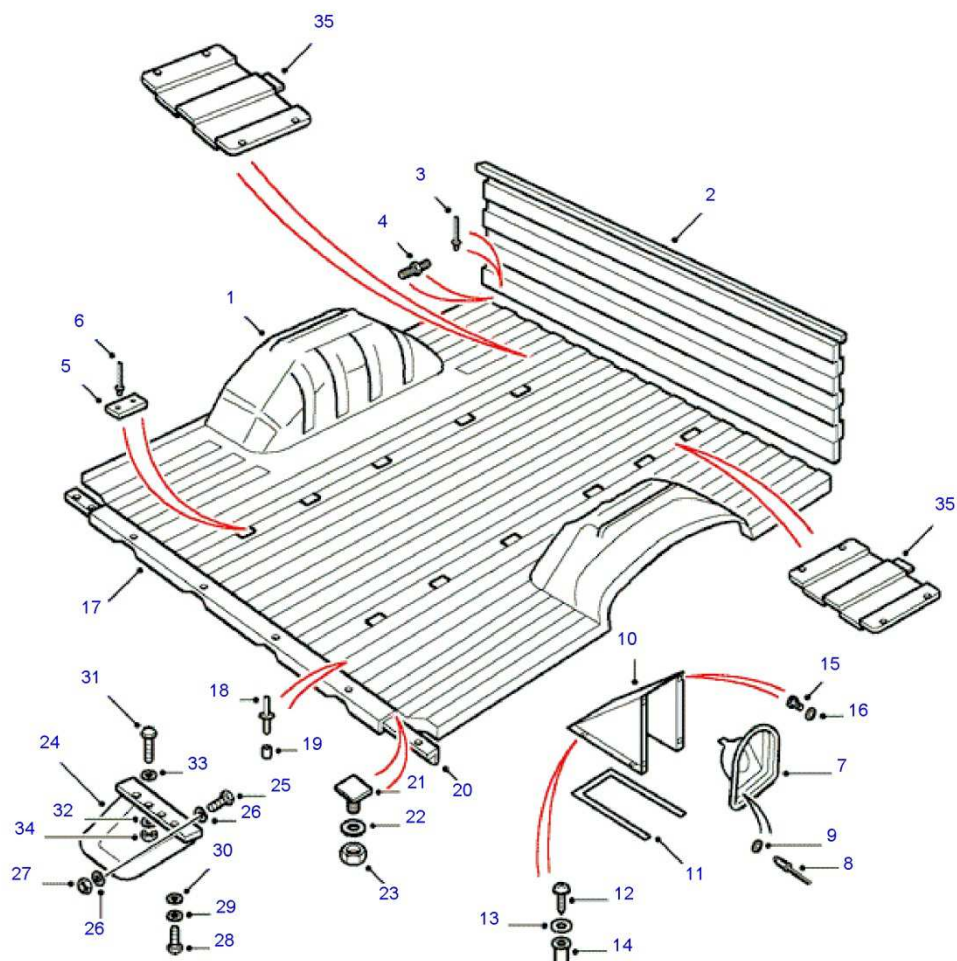
© 2004 - 2012 Infomedia Ltd and its licensors.

Callout	Description	Qty	OSI	From	To		E	Number
1	BODY ASSEMBLY-LOWER REAR, HIGH CAPACITY PICK UP, '110" WHEELBASE' \$	1	-					AQA710210
1	BODY ASSEMBLY-LOWER REAR, CREW CAB HCPU, '130" WHEELBASE' \$	1	-					AQA710190

With compliments from ,

Catalogue: Defender 2007-

Section: C01.280 REAR BODY LOWER - FLOOR & BULKHEAD (HIGH CAPACITY PICK UP, '110" WHEELBASE' FROM (V)7A000001 OR CREW CAB HCPU, '130" WHEELBASE' FROM (V)7A000001)



AJNXKG2A

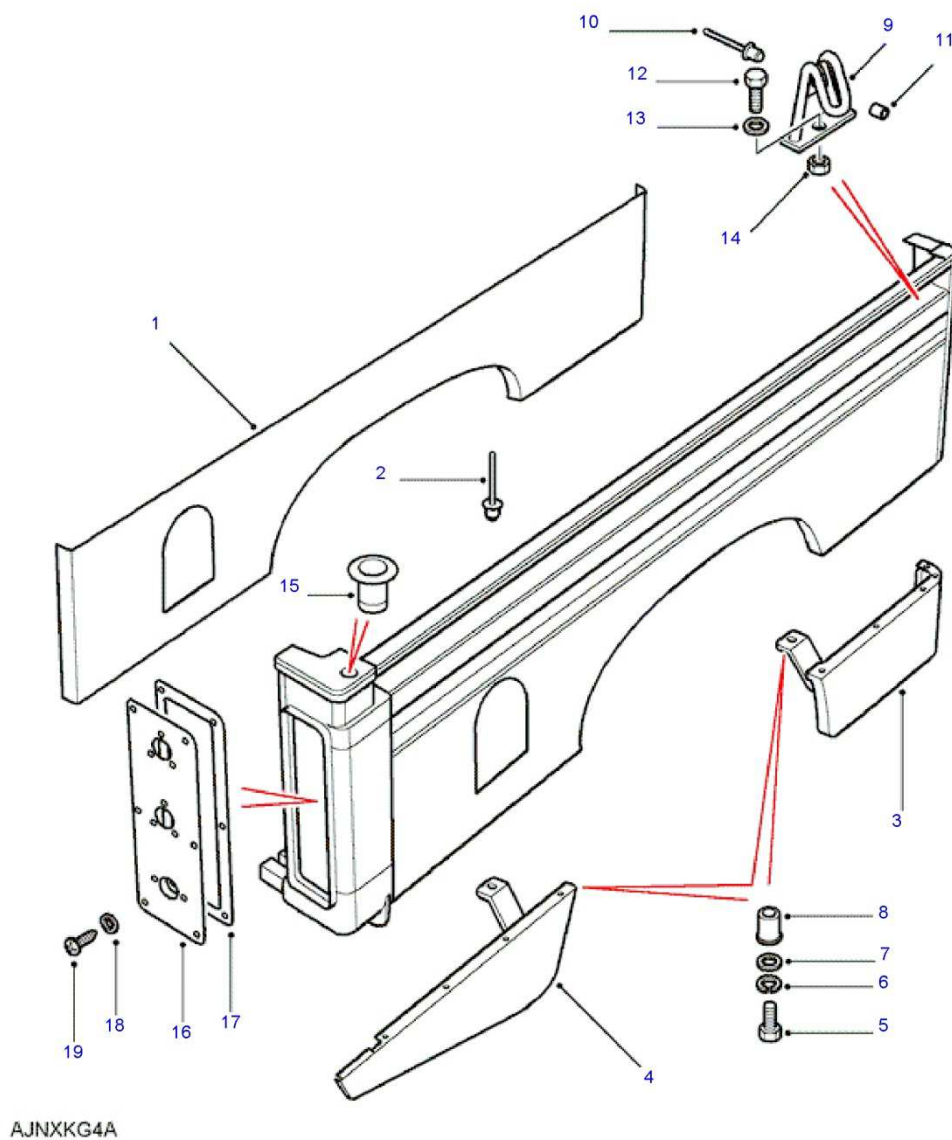
© 2004 - 2012 Infomedia Ltd and its licensors.

Callout	Description	Qty	OSI	From	To	E	Number
1	FLOOR ASSEMBLY, HIGH CAPACITY PICK UP, '110" WHEELBASE' \$	1	Y				AFB710020
1	FLOOR ASSEMBLY, CREW CAB HCPU, '130" WHEELBASE' \$	1	Y				AFB710010
2	BULKHEAD FRONT ASSEMBLY \$	1	-				MTC1409
3	RIVET-POP-ALUMINIUM \$	15	-				RU612183
4	MONOBOLT \$	16	-				ACU3777
5	PAD MOUNTING-REAR FLOOR \$	12	-				MTC1595
6	RIVET-POP-ALUMINIUM \$	24	-				RJ612433
7	COWL ASSEMBLY-FUEL FILLER \$	1	Y		(V)BA999999		AMP710010
7	COWL ASSEMBLY-FUEL FILLER \$	1	-	(V)CA000001			LR032978
8	RIVET, '3/16" X 0.575" LNG' \$	4	-				RU612373L
9	WASHER, M5, PLAIN, STANDARD \$	4	-				WA105001L
10	COVER-FUEL FILLER \$	1	-				MTC1461
11	SEAL-CAP FUEL FILLER \$	1	-				MTC1462
12	SCREW, M6 X 16MM \$	4	-				SE106161L
13	WASHER, PLAIN, 6MM \$	4	-				WA106042
14	RIVET, M6 X 15 \$	4	-				MR106300
15	SCREW, SELF TAPPING, NO 6 X 3/8, COVER \$	5	-				AR606031L
16	WASHER-PLAIN, M4 \$	5	-				WA104002
17	CROSSMEMBER \$	1	-				ALR8279
18	BOLT \$	12	Y				AAU6919
19	COLLAR \$	12	-				AAU6774
20	ANGLE REINFORCING \$	1	-				MTC4156
21	BOLT \$	4	-				MTC3558
22	WASHER, 8MM \$	4	-				WA108056
23	NUT - HEX., M8, FLANGED HEAD \$	4	-				FN108046
24	STOP-BUMP, BLACK, RH \$	1	-				DQN500040
24	STOP-BUMP, BLACK, LH \$	1	-				DQN500050
25	SCREW, M8 X 25, FLANGED HEAD \$	4	Y				FS108257L
26	WASHER, 8MM \$	8	-				WA108056
27	NUT - HEX., M8, FLANGED HEAD \$	4	-				FN108046
28	SCREW, M8 X 25, FLANGED HEAD, BUMP STOP TO PILLAR \$	2	Y				FS108257L
29	WASHER, M8, SPRUNG \$	2	-				WL108002
30	WASHER, 8MM \$	2	-				WA108056
31	BOLT, FLANGED HEAD, M8 X 60, BUMP STOP TO BODY \$	2	-				FB108156
32	WASHER, 8MM \$	2	-				WA108056
33	WASHER, M8, SPRUNG \$	2	-				WL108007L
33	WASHER, 8MM \$	2	-				WA108056
34	NUT - HEX., M8, FLANGED HEAD \$	2	-				FN108046
35	HATCH-INSPECTION, HIGH CAPACITY PICK UP, '110" WHEELBASE' \$	2	-				MTC1557

With compliments from ,

Catalogue: Defender 2007-

Section: C01.285 REAR BODY LOWER - INNER PANELS (HIGH CAPACITY PICK UP, '110" WHEELBASE' FROM (V)7A000001 OR CREW CAB HCPU, '130" WHEELBASE' FROM (V)7A000001)



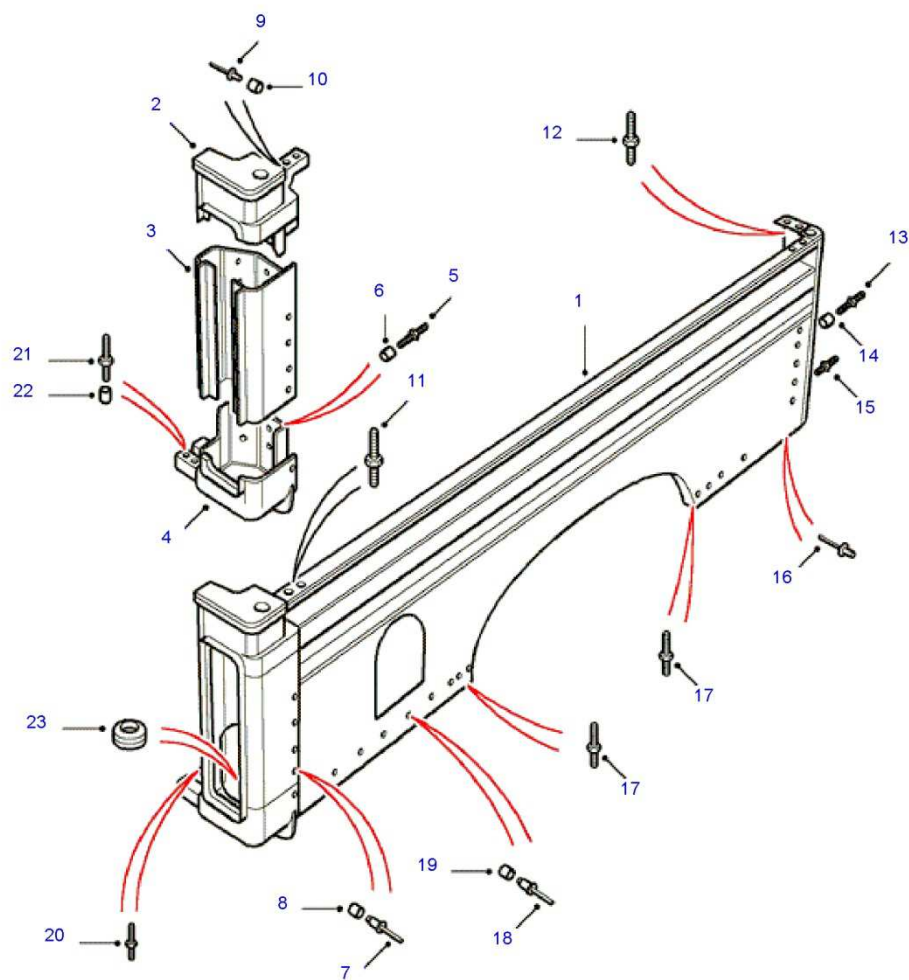
© 2004 - 2012 Infomedia Ltd and its licensors.

Callout	Description	Qty	OSI	From	To	E	Number
1	PANEL, RH, INNER, HIGH CAPACITY PICK UP, '110" WHEELBASE' \$	1	-				MUC7728
1	PANEL, INNER, LH, HIGH CAPACITY PICK UP, '110" WHEELBASE' \$	1	-				MUC7729
1	PANEL, RH, INNER, CREW CAB HCPU, '130" WHEELBASE' \$	1	-				RRC6294
1	PANEL, INNER, LH, CREW CAB HCPU, '130" WHEELBASE' \$	1	-				RRC6293
2	RIVET-POP-ALUMINIUM \$	58	-				RU612183
3	PANEL-VALANCE, FRONT, RH, HIGH CAPACITY PICK UP, '110" WHEELBASE' \$	1	-				MTC7480
3	PANEL-VALANCE, FRONT, LH, HIGH CAPACITY PICK UP, '110" WHEELBASE' \$	1	-				MTC7481
3	PANEL-VALANCE, FRONT, RH, CREW CAB HCPU, '130" WHEELBASE' \$	1	-				RRC6362
3	PANEL-VALANCE, FRONT, LH, CREW CAB HCPU, '130" WHEELBASE' \$	1	-				RRC6363
4	PANEL-VALANCE, REAR, RH \$	1	-				ARR710100
4	PANEL-VALANCE, REAR, LH \$	1	-				ARR710110
5	BOLT - HEX.HEAD, M6 X 20MM, FLANGED HEAD \$	20	-				FS106206
6	WASHER, M6, SPRUNG \$	20	-				WL106002
7	WASHER, PLAIN, 6MM \$	20	-				WA106042
8	NUTSERT-BLIND, M6 \$	20	-				NN106022
9	BRACKET-LASHING \$	6	-				MTC1439
10	RIVET \$	6	-				ACU3530
11	COLLAR \$	6	-				AAU6774
12	SCREW, HEXAGONAL HEAD, M6 X 14MM, BRACKET \$	6	-				SH106141L
13	WASHER, M6, SPRUNG \$	6	-				WL106002
14	NUT, M6 \$	6	-				FN106046
15	PLUG \$	2	-				MTC1594
16	MOUNTING-REAR LAMP, FOG AND REVERSE LAMP \$	1	-				AQV710020
17	SEAL \$	2	-				MTC1448
18	WASHER, M5, PLAIN, STANDARD \$	12	-				WA105001L
19	SCREW-SELF TAPPING \$	12	Y				AR610051L

With compliments from ,

Catalogue: Defender 2007-

Section: C01.290 REAR BODY LOWER - SIDE ASSEMBLY (HIGH CAPACITY PICK UP, '110" WHEELBASE'  
FROM (V)7A000001 OR CREW CAB HCPU, '130" WHEELBASE' FROM (V)7A000001)



AJNXKG3A

© 2004 - 2012 Infomedia Ltd and its licensors.

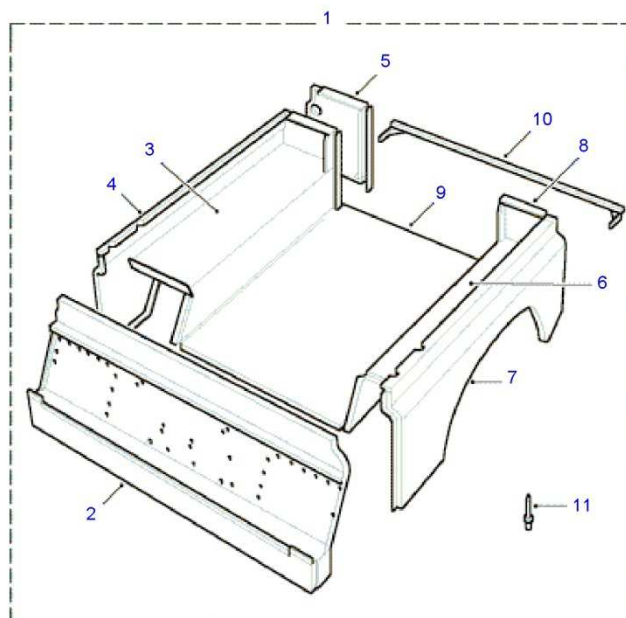


Callout	Description	Qty	OSI	From	To	E	Number
1	BODY SIDE ASSEMBLY, RH, HIGH CAPACITY PICK UP, '110" WHEELBASE' \$	1	-				ALA710240
1	BODY SIDE ASSEMBLY, RH, CREW CAB HCPU, '130" WHEELBASE' \$	1	-				ALA710280
1	BODY SIDE ASSEMBLY, LH, HIGH CAPACITY PICK UP, '110" WHEELBASE' \$	1	-				ALA710250
1	BODY SIDE ASSEMBLY, LH, CREW CAB HCPU, '130" WHEELBASE' \$	1	-				ALA710290
2	CASTING-REAR PILLAR, RH \$	1	-				MTC5038
2	CASTING-REAR PILLAR, LH \$	1	-				MTC5039
3	PILLAR-REAR BODY-LOWER \$	2	-				MTC1479
4	QUARTER-REAR LOWER, RH \$	1	-				AGI710020
4	QUARTER-REAR LOWER, LH \$	1	-				AGI710030
5	RIVET \$	16	-				ACU3530
6	COLLAR \$	16	-				AAU6774
7	RIVET \$	12	-				ACU1161
8	COLLAR \$	12	-				AAU6774
9	RIVET \$	4	-				ACU3530
10	COLLAR \$	4	-				AAU6774
11	MONOBOLT \$	4	-				ACU1762
12	MONOBOLT \$	4	-				ACU1762
13	BOLT \$	6	-				AAU8182
14	COLLAR \$	8	-				AAU6774
15	MONOBOLT \$	22	-				ACU3777
16	RIVET-POP-ALUMINIUM \$	8	-				RU612183
17	MONOBOLT \$	4	-				ACU1762
18	RIVET \$	58	-				ACU1161
19	COLLAR \$	58	-				AAU6774
20	MONOBOLT \$	4	-				ACU1762
21	BOLT \$	4	Y				AAU6919
22	COLLAR \$	4	-				AAU6774
23	GROMMET, LOWER \$	2	Y				3H822L

With compliments from ,

Catalogue: Defender 2007-

Section: C01.295 REAR BODY LOWER - WITH BULKHEAD (WITH FULL PARTITION - STEEL,  
'90" WHEELBASE' FROM (V)7A000001)



LN0142A

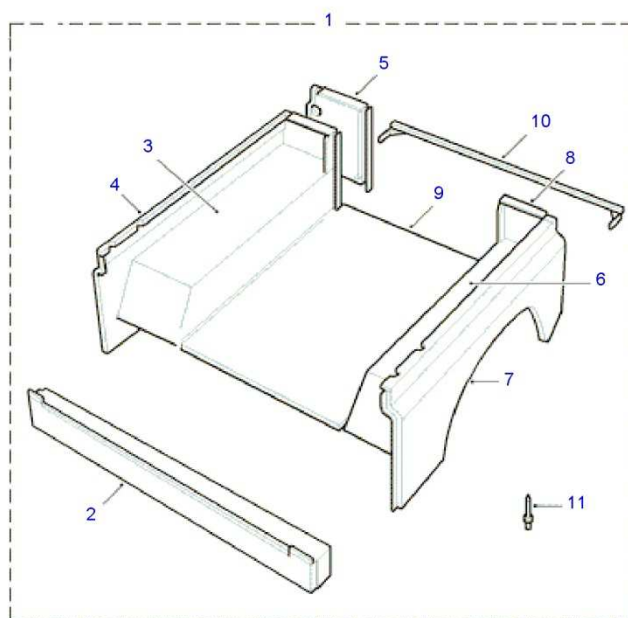
Callout	Description	Qty	OSI	From	To	E	Number
1	BODY ASSEMBLY-LOWER REAR, LESS ROPE CLEATS, (SOFT TOP OR PICK UP OR HARD TOP) \$	1	-				AQA710520
1	BODY ASSEMBLY-LOWER REAR, LESS ROPE CLEATS, STATION WAGON - 3 DOOR \$	1	-				AQA711000
2	PANEL, FRONT \$	1	-				RTC6246
3	BODY SIDE ASSEMBLY-REAR, RH, (SOFT TOP OR PICK UP OR HARD TOP) \$	1	Y		(V)8A758438		ALA710540
3	BODY SIDE ASSEMBLY-REAR, RH, (SOFT TOP OR HARD TOP OR PICK UP) \$	1	-	(V)8A758439			ALA711140
3	BODY SIDE ASSEMBLY-REAR, RH, STATION WAGON - 3 DOOR \$	1	-				ALA710980
4	PANEL - BODY SIDE, RH, LOWER \$	1	-				ALA710510
5	PANEL-REAR END, RH \$	1	-				STC1854
6	BODY SIDE ASSEMBLY-REAR, LH, (SOFT TOP OR PICK UP OR HARD TOP) \$	1	Y		(V)8A758438		ALA710550
6	BODY SIDE ASSEMBLY-REAR, LH, (SOFT TOP OR PICK UP OR HARD TOP) \$	1	-	(V)8A758439			ALA711150
6	BODY SIDE ASSEMBLY-REAR, STATION WAGON - 3 DOOR \$	1	-				ALA710990
7	PANEL - BODY SIDE, LH \$	1	-				RTC6284
8	PANEL-REAR END, LH \$	1	-				STC1855
9	PLATE ASSEMBLY, REAR, COMPLETE ASSY, FLOOR \$	1	Y		(V)BA555554		MTC8184
9	PLATE ASSEMBLY, REAR, COMPLETE ASSY, FLOOR \$	1	-	(V)BA555555			LR032943
9	PLATE ASSEMBLY, REAR, PLATE ONLY, FLOOR \$	1	Y		(V)BA555554		MTC8185
9	PLATE ASSEMBLY, REAR, PLATE ONLY, FLOOR \$	1	-	(V)BA555555			LR032944
10	ANGLE MOUNTING, REAR \$	1	-				AQR710020
11	RIVET, '3/16" X 0.575"LNG' \$	24	-				RU612373L

With compliments from ,

Catalogue: Defender 2007-

Section: C01.300 REAR BODY LOWER - LESS BULKHEAD (LESS BULKHEAD, '90" WHEELBASE' FROM (V)7A000001)

---



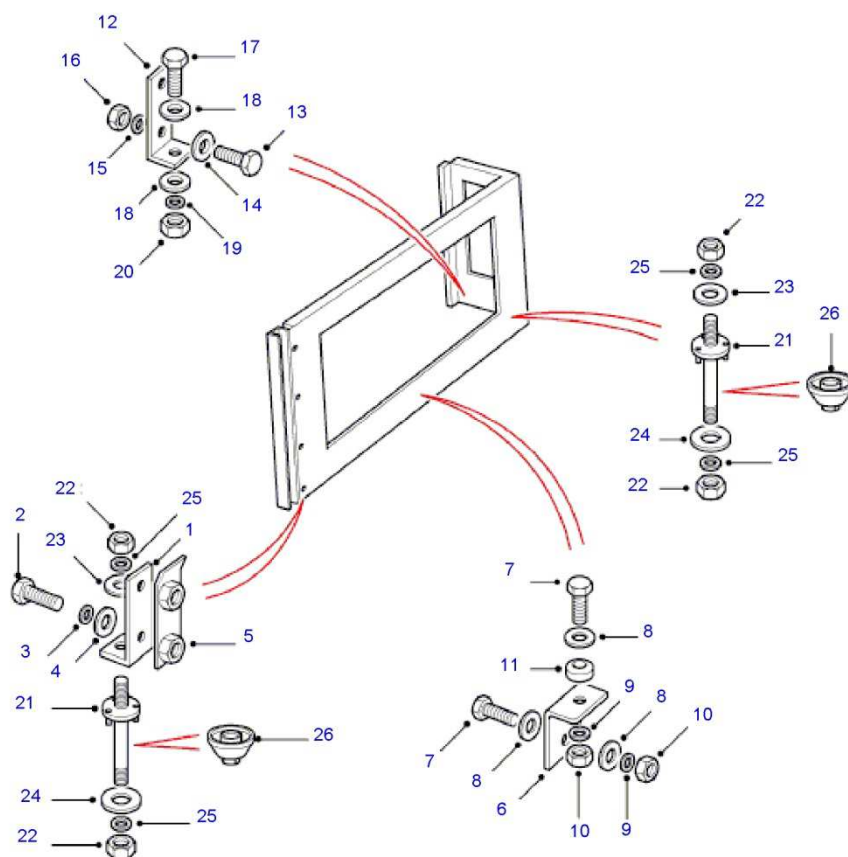
LN0209

Callout	Description	Qty	OSI	From	To	E	Number
1	BODY ASSEMBLY-LOWER REAR, LESS ROPE CLEATS, STATION WAGON - 3 DOOR \$	1	-				AQA711070
1	BODY ASSEMBLY-LOWER REAR, LESS ROPE CLEATS, HARD TOP \$	1	-	(V)CA000001			LR039122
2	PANEL, FRONT \$	1	-				ALR5937
3	BODY SIDE ASSEMBLY-REAR, RH, STATION WAGON - 3 DOOR \$	1	-				ALA711020
3	BODY SIDE ASSEMBLY-REAR, RH, HARD TOP \$	1	-	(V)CA000001			LR039123
4	PANEL - BODY SIDE, RH, LOWER \$	1	-				ALA710510
5	PANEL-REAR END, RH \$	1	-				STC1854
6	BODY SIDE ASSEMBLY-REAR, LH, STATION WAGON - 3 DOOR \$	1	-				ALA711030
6	BODY SIDE ASSEMBLY-REAR, LH, HARD TOP \$	1	-	(V)CA000001			LR039124
7	PANEL - BODY SIDE, LH \$	1	-				RTC6284
8	PANEL-REAR END, LH \$	1	-				STC1855
9	PLATE ASSEMBLY, REAR, COMPLETE ASSY, FLOOR \$	1	Y		(V)BA555554		MTC8184
9	PLATE ASSEMBLY, REAR, COMPLETE ASSY, FLOOR \$	1	-	(V)BA555555			LR032943
9	PLATE ASSEMBLY, REAR, PLATE ONLY, FLOOR \$	1	Y		(V)BA555554		MTC8185
9	PLATE ASSEMBLY, REAR, PLATE ONLY, FLOOR \$	1	-	(V)BA555555			LR032944
10	BRACKET-MOUNTING, REAR \$	1	-				AQR710020
11	RIVET, '3/16" X 0.575" LNG' \$	24	-				RU612373L

With compliments from ,

Catalogue: Defender 2007-

Section: C01.305 REAR BODY UPPER FIXINGS (HARD TOP, '110" WHEELBASE' FROM (V)7A000001 OR HARD TOP, '90" WHEELBASE' FROM (V)7A000001 OR STATION WAGON - 3 DOOR, '90" WHEELBASE' FROM (V)7A000001 OR STATION WAGON - 5 DOOR, '110" WHEELBASE' FROM (V)7A000001)



C01.305  
12-2008  
L8  
LN0342A

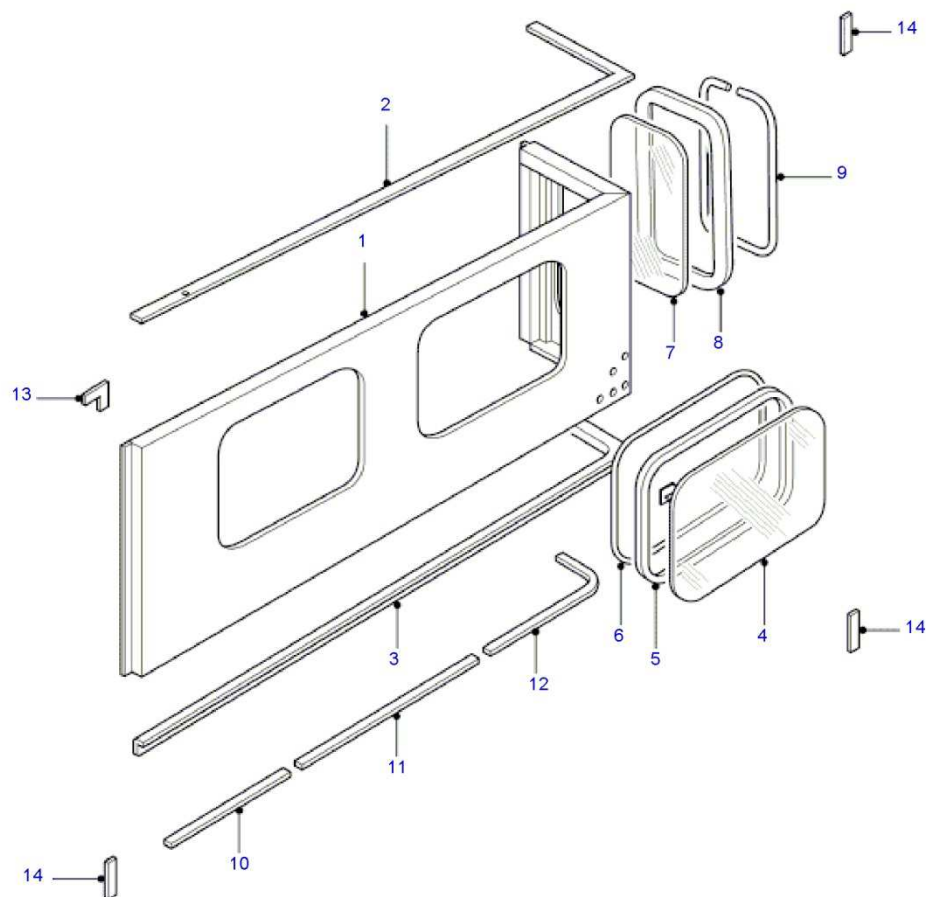
© 2004 - 2012 Infomedia Ltd and its licensors.

Callout	Description	Qty	OSI	From	To	E	Number
1	ANGLE MOUNTING \$	2	-		(V)7A752069		338554
1	ANGLE MOUNTING \$	2	-	(V)7A752070	(V)BA407819		KTK500010
1	ANGLE MOUNTING \$	2	-	(V)BA407820			LR031922
2	SCREW, M8 X 16, FLANGED HEAD \$	4	-				FS108161L
3	WASHER, M8, SPRUNG \$	2	-				WL108007L
4	WASHER, M8 \$	4	-				WC108051L
5	NUT PLATE \$	2	-				AHR710300
6	BRACKET SUPPORT \$	2	-				ALU710100
7	BOLT - HEX.HEAD, M6 X 20MM, FLANGED HEAD \$	4	-				FS106206
8	WASHER, M6, PLAIN, (HARD TOP, '90" WHEELBASE' OR HARD TOP, '110" WHEELBASE') \$	8	-				MRC5527
8	WASHER, PLAIN, (STATION WAGON - 3 DOOR, '90" WHEELBASE' OR STATION WAGON - 5 DOOR, '110" WHEELBASE') \$	12	-				AFU1080
9	WASHER, M6, SPRUNG, (HARD TOP, '90" WHEELBASE' OR HARD TOP, '110" WHEELBASE') \$	4	-				WL106002
9	WASHER, M6, SPRUNG, (STATION WAGON - 5 DOOR, '110" WHEELBASE' OR STATION WAGON - 3 DOOR, '90" WHEELBASE') \$	8	-				WL106002
10	NUT - HEX., M6, HEXAGONAL HEAD, NYLOC, (HARD TOP, '90" WHEELBASE' OR HARD TOP, '110" WHEELBASE') \$	4	-				FY106046
10	NUT - HEX., M6, HEXAGONAL HEAD, NYLOC, (STATION WAGON - 3 DOOR, '90" WHEELBASE' OR STATION WAGON - 5 DOOR, '110" WHEELBASE') \$	8	-				FY106046
11	BUFFER-STOP \$	4	-				338550
12	BRACKET SUPPORT \$	2	Y		(V)8A767058		338552
12	BRACKET SUPPORT \$	2	Y	(V)8A767059	(V)9A768000		ABU710270
12	BRACKET SUPPORT \$	2	Y	(V)9A768001	(V)BA407819		LR010907
12	BRACKET SUPPORT \$	2	-	(V)BA407820			LR031920
13	SCREW-FLANGED HEAD, M6 X 16MM, FLANGED HEAD \$	4	-				FS106167L
14	WASHER-PLAIN, STANDARD \$	4	-				MRC5525
15	WASHER, M6, SPRUNG \$	4	-				WL106002
16	NUT - HEX., M6 \$	4	-				RYH500310
17	SCREW, M8 X 30MM, FLANGED HEAD \$	2	Y				FS108307L
18	WASHER, M8 \$	4	-				WC108051L
19	WASHER, M8, SPRUNG \$	8	-				WL108007L
20	NUT - HEX., M8, FLANGED HEAD \$	2	-				FN108046
21	STUD, M8 X 67MM \$	4	-				AYR500110
21	STUD, M8 X 76 \$	4	-				AYR500120
22	NUT - HEX., M8, FLANGED HEAD \$	8	-				FN108046
23	WASHER \$	4	-				AYF500070
24	WASHER \$	8	-				WC108051L
25	WASHER, M8, SPRUNG \$	8	-				WL108007L
26	BUSH \$	4	-	(V)9A769592			AZT500020

With compliments from ,

Catalogue: Defender 2007-

Section: C01.310 REAR BODY UPPER (HARD TOP, '110" WHEELBASE' FROM (V)7A000001)



C01.310  
08-2011  
L8  
LN0328B

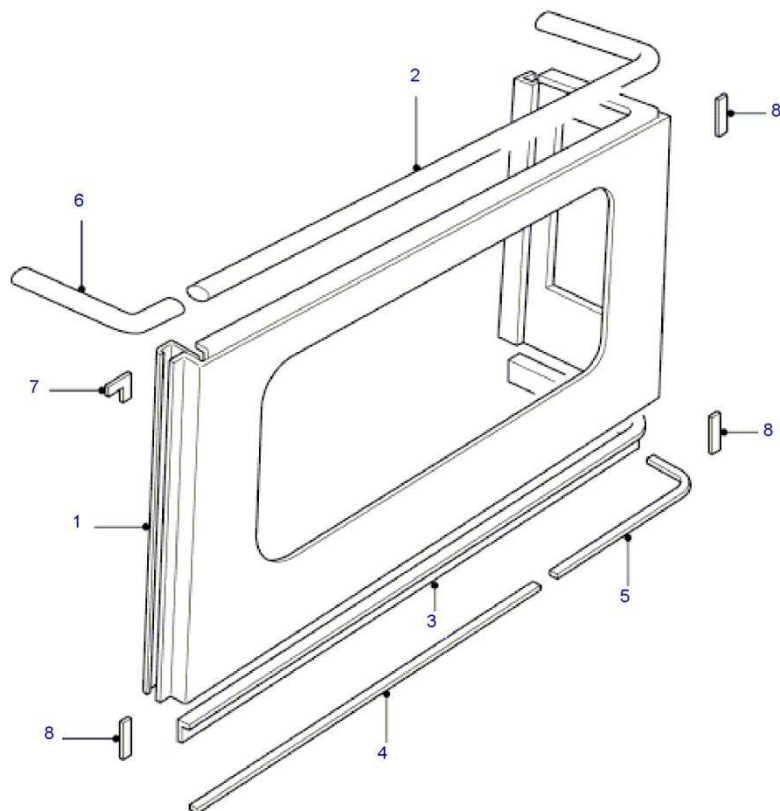


Callout	Description	Qty	OSI	From	To	E	Number
1	BODY SIDE, UPPER, RH, WITH FIXED REAR SIDE WINDOW, WITH FIXED REAR VENT QUARTER WINDOW \$	1	-				MWC9418
1	BODY SIDE, UPPER, LH, WITH FIXED REAR SIDE WINDOW, WITH FIXED REAR VENT QUARTER WINDOW \$	1	-				MWC9419
1	BODY SIDE, UPPER, RH, LESS REAR SIDE WINDOW, LESS REAR QUARTER WINDOW \$	1	-				ARR710400
1	BODY SIDE, UPPER, LH, LESS REAR SIDE WINDOW, LESS REAR QUARTER WINDOW \$	1	-				ARR710410
1	BODY SIDE, UPPER, RH, WITH SLIDING REAR SIDE WINDOW, WITH FIXED REAR VENT QUARTER WINDOW \$	1	-				ALR2302
1	BODY SIDE, UPPER, LH, WITH SLIDING REAR SIDE WINDOW, WITH FIXED REAR VENT QUARTER WINDOW \$	1	-				ALR2303
1	BODY SIDE, UPPER, RH, LESS REAR SIDE WINDOW, WITH FIXED REAR VENT QUARTER WINDOW \$	1	-				MWC9420
1	BODY SIDE, UPPER, LH, LESS REAR SIDE WINDOW, WITH FIXED REAR VENT QUARTER WINDOW \$	1	-				MWC9421
2	SEAL, UPPER, RH \$	1	-				MXC3680
2	SEAL, UPPER, LH \$	1	-				MXC3681
3	SEAL, LOWER, RH \$	1	-		(V)AA792185		AML710040
3	SEAL, LOWER, LH \$	1	-		(V)AA792185		AML710050
4	GLASS SIDE PANEL-HARD TOP, 4MM GLASS, WITH FIXED REAR SIDE WINDOW \$	4	-				MWC4717
5	STRIP - GLAZING AND SEALING, 4MM GLASS, WITH FIXED REAR SIDE WINDOW \$	4	Y		(V)7A999999		MWC4771
5	STRIP - GLAZING AND SEALING, 4MM GLASS, WITH FIXED REAR SIDE WINDOW \$	4	Y	(V)8A000001	(V)8A999999		DBF500020
5	STRIP - GLAZING AND SEALING, 4MM GLASS, WITH FIXED REAR SIDE WINDOW \$	4	-	(V)9A000001			DBF500030
6	FILLER STRIP, WITH FIXED REAR SIDE WINDOW \$	4	Y		(V)7A750705		302178
6	FILLER STRIP, WITH FIXED REAR SIDE WINDOW \$	4	Y	(V)7A750706	(V)8A999999		DBF500010
6	FILLER STRIP, WITH FIXED REAR SIDE WINDOW \$	4	-	(V)9A000001			DBF500040
7	GLASS-REAR QUARTER, BACK, 4MM GLASS \$	2	-				MWC4715
8	STRIP-GLAZING, 4MM GLASS \$	2	Y		(V)7A752000		MWC4772
8	STRIP-GLAZING, 4MM GLASS \$	2	-	(V)7A752001	(V)8A761299		CGE500450
8	STRIP-GLAZING, 4MM GLASS \$	2	-	(V)8A761300			CGE500660
9	FILLER STRIP \$	2	Y		(V)7A752000		306289
9	FILLER STRIP \$	2	Y	(V)7A752001	(V)8A761299		CHB500010
9	FILLER STRIP \$	2	-	(V)8A761300			CHB500050
10	SEAL, LOWER, RH, FRONT \$	1	-	(V)AA792186			LR020358
10	SEAL, LOWER, LH, FRONT \$	1	-	(V)AA792186			LR020359
11	SEAL, LOWER, RH, MIDDLE \$	1	-	(V)AA792186			LR020360
11	SEAL, LOWER, LH, MIDDLE \$	1	-	(V)AA792186			LR020361
12	SEAL, LOWER, RH, REAR CORNER \$	1	-	(V)AA792186			LR020352
12	SEAL, LOWER, LH, REAR CORNER \$	1	-	(V)AA792186			LR020353
13	PAD - RUBBER, BUTYL SEAL PAD PREVENTING WATER LEAKS \$	X	-				LR028971
14	PAD - RUBBER, BUTYL SEAL PAD PREVENTING WATER LEAKS \$	X	-				LR028972

With compliments from ,

Catalogue: Defender 2007-

Section: C01.315 REAR BODY UPPER (STATION WAGON - 5 DOOR, '110" WHEELBASE' FROM  
(V)7A000001)



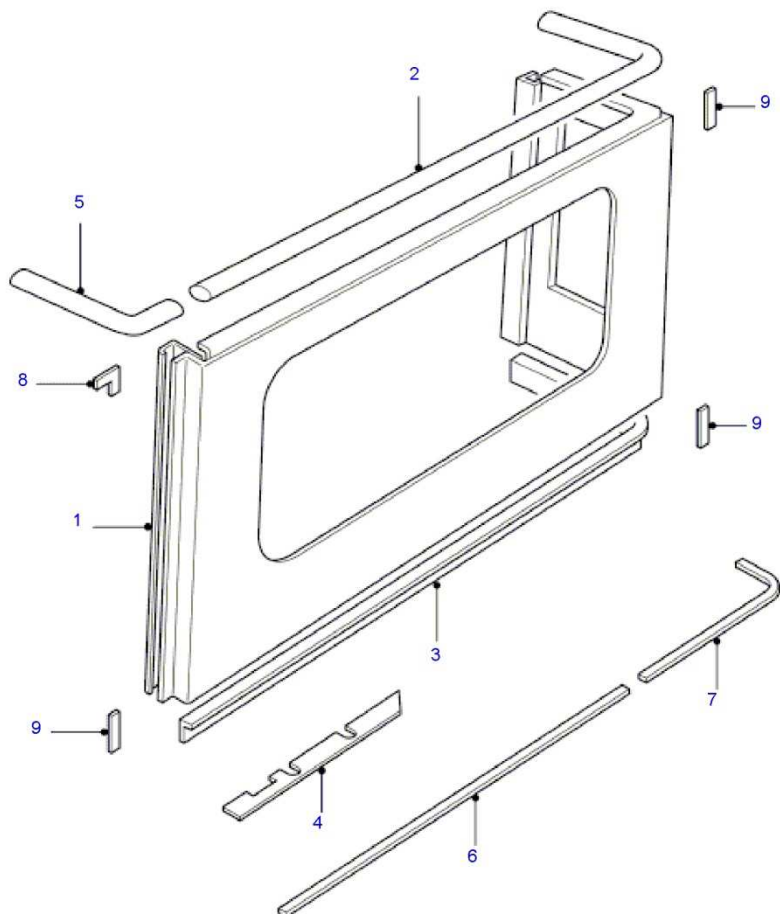
C01.315  
08-2011  
L8  
LN0326B

Callout	Description	Qty	OSI	From	To		E	Number
1	PANEL BODYSIDE, UPPER, RH, WITH SLIDING REAR SIDE WINDOW, WITH FIXED REAR VENT QUARTER WINDOW \$	1	-					ARR710260
1	PANEL BODYSIDE, UPPER, LH, WITH SLIDING REAR SIDE WINDOW, WITH FIXED REAR VENT QUARTER WINDOW \$	1	-					ARR710270
1	PANEL BODYSIDE, UPPER, RH, LESS REAR SIDE WINDOW \$	1	-					ARR710440
1	PANEL BODYSIDE, UPPER, LH, LESS REAR SIDE WINDOW \$	1	-					ARR710450
2	SEAL, 1431MM, UPPER, CUT TO REQUIRED LENGTH, RH \$	1	-					MXC3676
2	SEAL, 1431MM, UPPER, CUT TO REQUIRED LENGTH, LH \$	1	-					MXC3677
3	SEAL, LOWER, RH \$	1	-		(V)AA792105			AML710100
3	SEAL, LOWER, LH \$	1	-		(V)AA792185			AML710110
4	SEAL, LOWER, RH, FRONT \$	1	-	(V)AA792186				LR020354
4	SEAL, LOWER, LH, FRONT \$	1	-	(V)AA792186				LR020355
5	SEAL, LOWER, RH, REAR CORNER \$	1	-	(V)AA792186				LR020352
5	SEAL, LOWER, LH, REAR CORNER \$	1	-	(V)AA792186				LR020353
6	SEAL, FRONT, UPPER, RH \$	1	-					MXC3684
6	SEAL, FRONT, UPPER, LH \$	1	-					MXC3685
7	PAD - RUBBER, BUTYL SEAL PAD PREVENTING WATER LEAKS \$	X	-					LR020971
8	PAD - RUBBER, BUTYL SEAL PAD PREVENTING WATER LEAKS \$	X	-					LR028972

With compliments from ,

Catalogue: Defender 2007-

Section: C01.320 REAR BODY UPPER (HARD TOP, '90" WHEELBASE' FROM (V)7A000001 OR STATION WAGON - 3 DOOR, '90" WHEELBASE' FROM (V)7A000001)



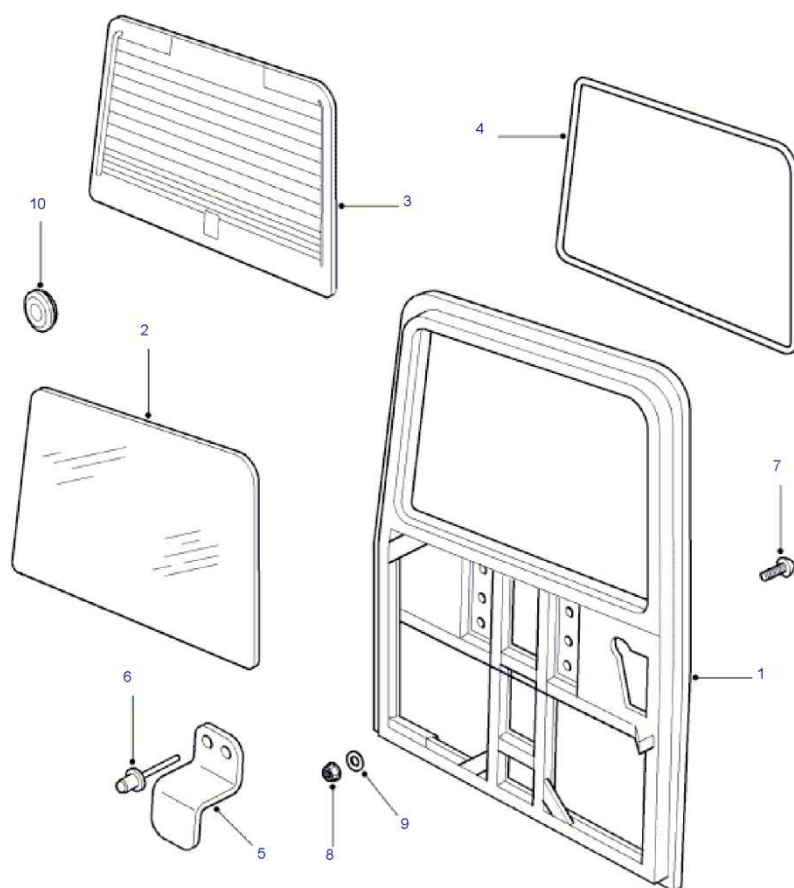
C01.320  
08-2011  
L8  
LN0327D

Callout	Description	Qty	OSI	From	To		E	Number
1	PANEL-BODYSIDE, UPPER, RH, (WITH SLIDING REAR SIDE WINDOW, WITH FIXED REAR VENT QUARTER WINDOW OR WITH FIXED REAR SIDE WINDOW, WITH FIXED REAR VENT QUARTER	1	-					ARR710240
1	PANEL-BODYSIDE, UPPER, LH, (WITH SLIDING REAR SIDE WINDOW, WITH FIXED REAR VENT QUARTER WINDOW OR WITH FIXED REAR SIDE WINDOW, WITH FIXED REAR VENT QUARTER	1	-					ARR710250
1	PANEL-BODYSIDE, UPPER, RH, LESS REAR SIDE WINDOW, WITH FIXED REAR VENT QUARTER WINDOW \$	1	-					MWC9452
1	PANEL-BODYSIDE, UPPER, LH, LESS REAR SIDE WINDOW, WITH FIXED REAR VENT QUARTER WINDOW \$	1	-					MWC9453
1	PANEL-BODYSIDE, RH, UPPER, HARD TOP, LESS REAR SIDE WINDOW, LESS REAR QUARTER WINDOW \$	1	-					ARR710340
1	PANEL-BODYSIDE, LH, UPPER, HARD TOP, LESS REAR SIDE WINDOW, LESS REAR QUARTER WINDOW \$	1	-					ARR710350
2	SEAL, 1431MM, UPPER, CUT TO REQUIRED LENGTH, RH \$	1	-					MXC3676
2	SEAL, 1431MM, UPPER, CUT TO REQUIRED LENGTH, LH \$	1	-					MXC3677
3	SEAL, LOWER, RH \$	1	-		(V)AA792185			AML710060
3	SEAL, LOWER, LH \$	1	-		(V)AA792185			AML710070
4	SEAL, LOWER, RH, STATION WAGON - 3 DOOR, LESS BULKHEAD \$	1	-					AML710020
4	SEAL, LOWER, RH, HARD TOP, LESS BULKHEAD \$	1	-	(V)CA000001				AML710020
4	SEAL, LOWER, LH, STATION WAGON - 3 DOOR, LESS BULKHEAD \$	1	-					AML710030
4	SEAL, LOWER, LH, HARD TOP, LESS BULKHEAD \$	1	-	(V)CA000001				AML710030
5	SEAL, FRONT, UPPER, RH \$	1	-					MXC3684
5	SEAL, FRONT, UPPER, LH \$	1	-					MXC3685
6	SEAL, LOWER, RH \$	1	-	(V)AA792186				LR020356
6	SEAL, LOWER, LH \$	1	-	(V)AA792186				LR020357
7	SEAL, LOWER, RH, REAR CORNER \$	1	-	(V)AA792186				LR020352
7	SEAL, LOWER, LH, REAR CORNER \$	1	-	(V)AA792186				LR020353
8	PAD - RUBBER, BUTYL SEAL PAD PREVENTING WATER LEAKS \$	X	-					LR028971
9	PAD - RUBBER, BUTYL SEAL PAD PREVENTING WATER LEAKS \$	X	-					LR028972

With compliments from ,

Catalogue: Defender 2007-

Section: C01.325 REAR END DOOR ASSEMBLY (HARD TOP, '90" WHEELBASE' FROM (V)7A000001 OR HARD TOP, '110" WHEELBASE' FROM (V)7A000001 OR STATION WAGON - 3 DOOR, '90" WHEELBASE' FROM (V)7A000001 OR STATION WAGON - 5 DOOR, '110" WHEELBASE' FROM (V)7A000001)



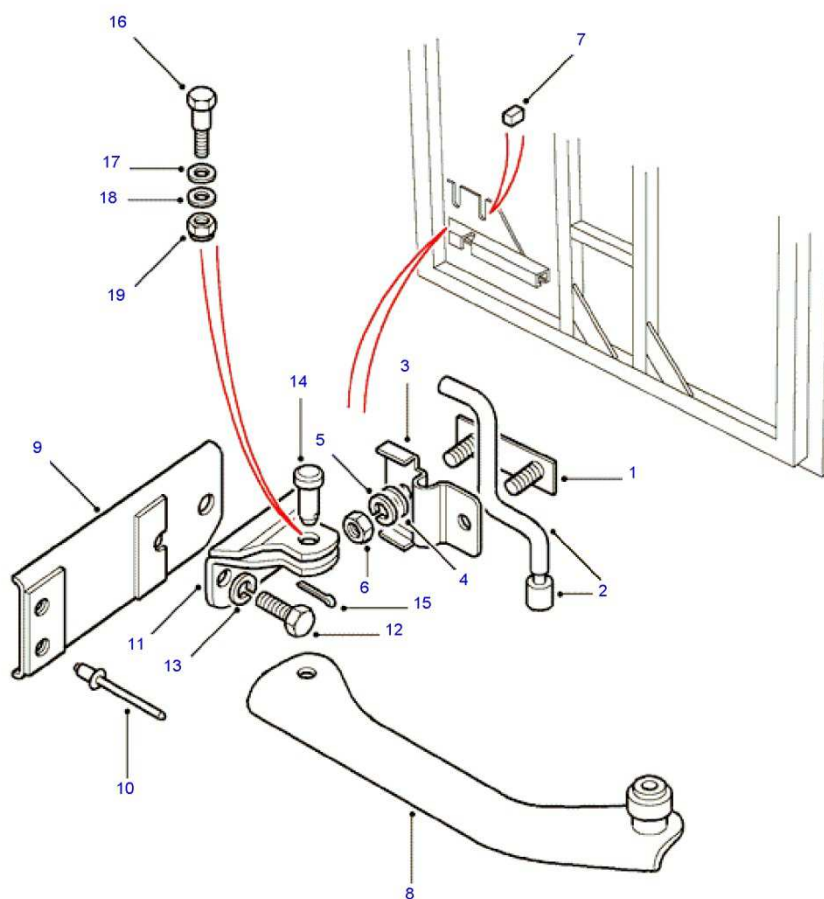
C01500  
11-2003  
L1  
LN0199C

Callout	Description	Qty	OSI	From	To	E	Number
1	LOAD/TAIL DOOR ASSEMBLY \$	1	Y		(V)CA555554		BIC710260
1	LOAD/TAIL DOOR ASSEMBLY \$	1	-	(V)CA555555			LR036310
2	GLASS ASSEMBLY- LOAD/TAIL DOOR, LESS HEATED REAR WINDOW, LESS HIGH MOUNTED STOP LAMP \$	1	-				CQB000140
3	GLASS ASSEMBLY- LOAD/TAIL DOOR, WITH HEATED REAR WINDOW, LESS HIGH MOUNTED STOP LAMP \$	1	Y		(V)BA403641		CQB000150
3	GLASS ASSEMBLY- LOAD/TAIL DOOR, WITH HEATED REAR WINDOW, LESS HIGH MOUNTED STOP LAMP \$	1	-	(V)BA403642	(V)CA555554		LR031526
3	GLASS ASSEMBLY- LOAD/TAIL DOOR, WITH HEATED REAR WINDOW, LESS HIGH MOUNTED STOP LAMP \$	1	-	(V)CA555555			LR042728
3	GLASS ASSEMBLY- LOAD/TAIL DOOR, WITH HEATED REAR WINDOW, WITH HIGH MOUNTED STOP LAMP \$	1	Y		(V)BA401164		CQB000270
3	GLASS ASSEMBLY- LOAD/TAIL DOOR, WITH HEATED REAR WINDOW, WITH HIGH MOUNTED STOP LAMP \$	1	Y	(V)BA401165	(V)CA555554		LR031224
3	GLASS ASSEMBLY- LOAD/TAIL DOOR, WITH HEATED REAR WINDOW, WITH HIGH MOUNTED STOP LAMP \$	1	Y	(V)CA555555			LR031224
4	STRIP-GLAZING \$	1	-				CVW500010
5	STRIKER COURTESY LIGHT \$	1	-				ALR8987
6	RIVET \$	2	-				RU610183L
7	BOLT, M8, DOMED TYPE \$	6	Y		(V)7A737517		BHZ710010
7	BOLT, M8, DOMED TYPE \$	6	-	(V)7A737518			BHZ710020
8	NUT - HEX., M8, HEXAGONAL HEAD \$	6	-				NH108041L
9	WASHER, 8MM \$	6	-				WA108056
10	PLUG-BLANKING, 25MM DIAMETER \$	1	-				14A7081L
10	PLUG-BLANKING, 19MM DIAMETER \$	1	-				14A7090L

With compliments from ,

Catalogue: Defender 2007-

Section: C01.330 REAR END DOOR CHECK MECHANISM-WITH TORSION BAR (HARD TOP, '90" WHEELBASE' FROM (V)7A000001 OR HARD TOP, '110" WHEELBASE' FROM (V)7A000001 OR STATION WAGON - 3 DOOR, '90" WHEELBASE' FROM (V)7A000001 OR STATION WAGON - 5 DOOR, '110" WHEELBASE' FROM (V)7A000001)



AHNXGM4A

© 2004 - 2012 Infomedia Ltd and its licensors.

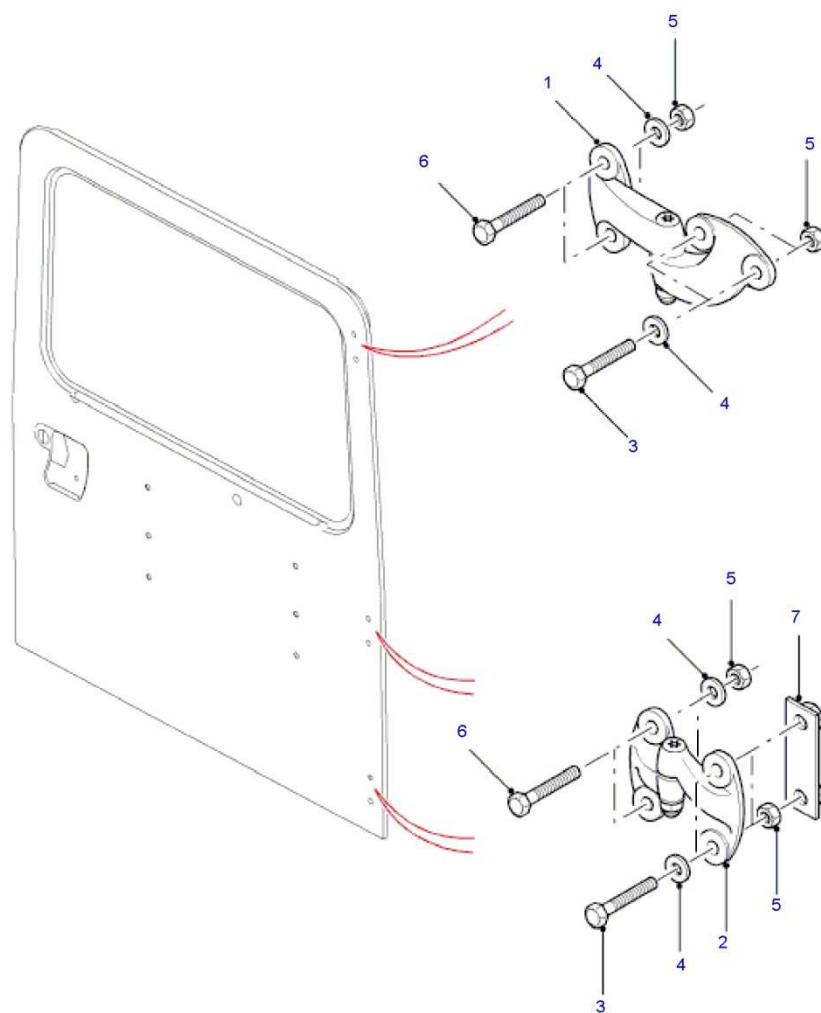


Callout	Description	Qty	DSI	From	To	E	Number
1	STUD-BOLT \$	1	-				BFU710200
2	TORSION BAR & COLLAR-REAR END DOOR \$	1	-				MXC1790
3	BRACKET-PIVOT CHECK ARM \$	1	-				MWC6450
4	WASHER, PLAIN \$	2	-				AFU1080
5	WASHER, M6, SPRUNG \$	2	-				WL106002
6	NUT, M6 \$	2	-				FN106046
7	BUFFER - DOOR CHECK \$	1	-		(V)8A759999		MWC5759
7	BUFFER - DOOR CHECK \$	1	Y	(V)8A760000	(V)9A766023		CFM500020
7	BUFFER - DOOR CHECK \$	1	-	(V)9A766024			LR010901
7	BUFFER - DOOR CHECK, RAW LE \$	1	-	(V)8A401872			LR024184
8	CHECKER ASSEMBLY-REAR DOOR \$	1	Y		(V)9A888887		BHQ710030
8	CHECKER ASSEMBLY-REAR DOOR \$	1	-	(V)9A888888			LR016708
9	BRACKET-REAR DOOR CHECKER \$	1	Y		(V)9A888887		RBC8517
9	BRACKET-REAR DOOR CHECKER \$	1	-	(V)9A888888			LR016768
10	RIVET, '3/16" X 0.45"LONG', POP \$	2	-				78248
11	BRACKET ASSEMBLY-CHECK ARM PIVOT \$	1	Y		(V)9A888887		MXC2047
11	BRACKET ASSEMBLY-CHECK ARM PIVOT \$	1	-	(V)9A888888			LR016769
12	SCREW, FLANGED HEAD, M8 X 20MM, BRACKET PIVOT TO BRACKET CHECKER \$	2	-				FS108207L
13	WASHER, M8, SPRUNG \$	2	-				WL108002
14	PIN-CLEVIS/PIVOT \$	1	-				306564
15	PIN-SPLIT \$	1	-				2393
16	BOLT-SHOULDERED, PIN CLEVIS TO CHECKER ASSEMBLY \$	1	-				BYG500130
17	WASHER, 8MM \$	1	-				WA108056
18	WASHER, PLAIN, 6MM \$	1	-				WA106042
19	NUT - HEX., M6, HEXAGONAL HEAD, NYLOC \$	1	-				FY106046

With compliments from ,

Catalogue: Defender 2007-

Section: C01.335 REAR END DOOR HINGES (HARD TOP, '90" WHEELBASE' FROM (V)7A000001 OR HARD TOP, '110" WHEELBASE' FROM (V)7A000001 OR STATION WAGON - 3 DOOR, '90" WHEELBASE' FROM (V)7A000001 OR STATION WAGON - 5 DOOR, '110" WHEELBASE' FROM (V)7A000001)



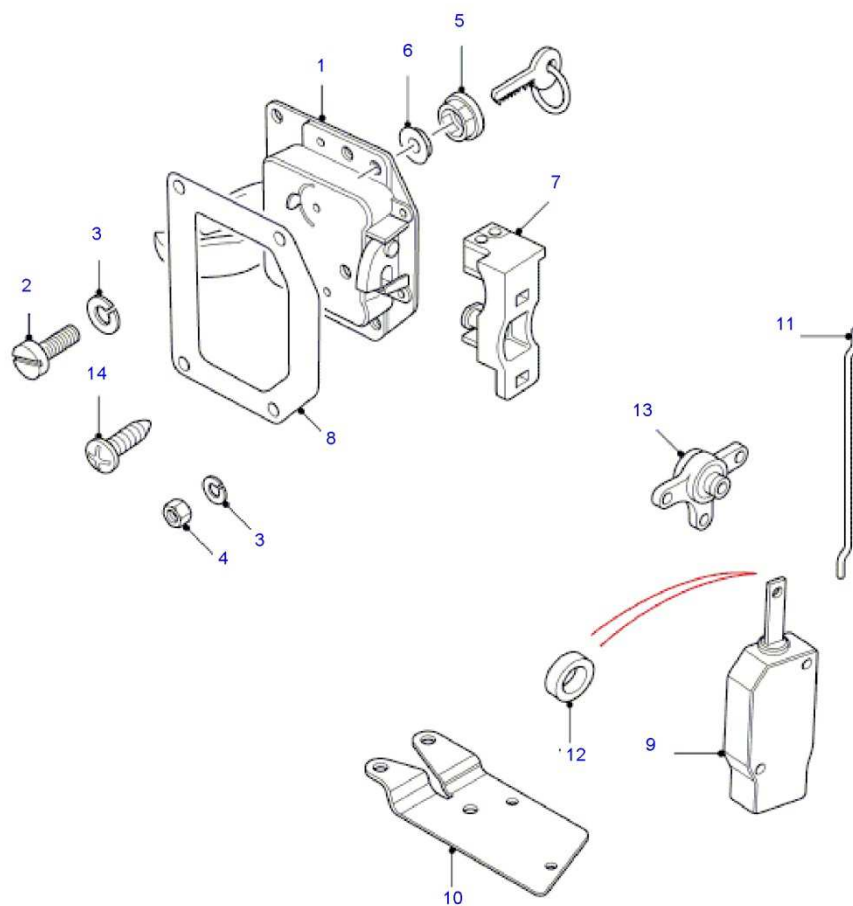
C01.335  
01-2007  
L8  
LR0323

Callout	Description	Qty	OSI	From	To	E	Number
1	HINGE ASSEMBLY-LOAD/TAIL DOOR UPPER, SELF COLOUR \$	1	-				BHB710070
2	HINGE ASSEMBLY-LOAD/TAIL DOOR LOWER, SELF COLOUR, MIDDLE, LOWER \$	2	-				BHB710100
3	SCREW, M8 X 50, TORX DRIVE \$	6	-				BYG500120
4	WASHER, 8MM \$	6	-				WA108056
5	NUT - HEX., M8, FLANGED HEAD \$	6	-				NH108041L
6	SCREW, M8 X 25, TORX DRIVE \$	6	-				BYG000060
7	NUT PLATE \$	1	-		(V)7A737867		MTC1042
7	NUT PLATE \$	1	-	(V)7A737868			BFP710040

With compliments from ,

Catalogue: Defender 2007-

Section: C01.340 REAR END DOOR LATCH MECHANISM (HARD TOP, '90" WHEELBASE' FROM (V)7A000001 OR HARD TOP, '110" WHEELBASE' FROM (V)7A000001 OR STATION WAGON - 3 DOOR, '90" WHEELBASE' FROM (V)7A000001 OR STATION WAGON - 5 DOOR, '110" WHEELBASE' FROM (V)7A000001)



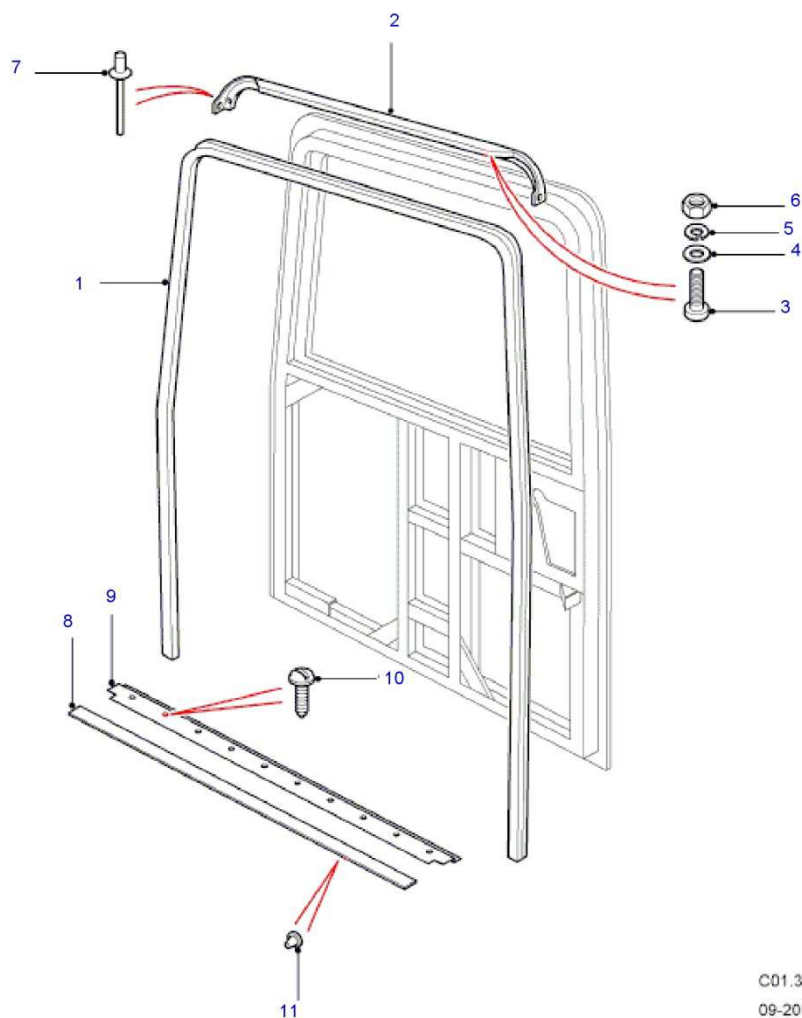
C01.340  
06-2010  
L8  
LN0283A

Callout	Description	Qty	OSI	From	To	E	Number
1	LOCK ASSEMBLY-DOOR, LESS DOOR ENTRY REMOTE CONTROL UNIT \$	1	-		(V)BA999999		FQJ500340
1	LOCK ASSEMBLY-DOOR, LESS DOOR ENTRY REMOTE CONTROL UNIT \$	1	-	(V)CA000001			LR031336
1	LOCK ASSEMBLY-DOOR, WITH DOOR ENTRY REMOTE CONTROL UNIT \$	1	-		(V)BA999999		FUB500060
1	LOCK ASSEMBLY-DOOR, WITH DOOR ENTRY REMOTE CONTROL UNIT \$	1	-	(V)CA000001			LR031337
2	SCREW, M6 X 16MM, TO NUT PLATE \$	2	-				SE106161L
3	WASHER, M6, SPRUNG \$	4	-				WL106002
4	NUT, M6 \$	2	-				FN106046
5	SEAL \$	1	-				EKC000030PMA
6	NUT, M6 \$	2	-				FN106046
7	STRIKER-DOOR LOCK \$	1	-		(V)BA999999		FQ8500160
7	STRIKER-DOOR LOCK \$	1	-	(V)CA000001			LR032382
8	SEAL-DOOR LOCK COVER PLATE \$	1	-		(V)BA999999		FRN500020
8	SEAL-DOOR LOCK COVER PLATE \$	1	-	(V)CA000001			LR032389
9	ACTUATOR-CENTRAL DOOR LOCKING \$	1	-				FUD500030
10	BRACKET-MOUNTING \$	1	-				FUH000010
11	LINK-LOAD/TAIL DOOR EXTERIOR RELEASE HANDLE/LATCH \$	2	-				FQS000030
12	CLIP-LINKAGE \$	1	-				CWH000010
13	CRANK-DOOR BELL \$	2	-				FQF000040
14	SCREW - SELF-TAPPING, 8 X 13MM, FLANGED HEAD \$	2	-				DA608046

With compliments from ,

Catalogue: Defender 2007-

Section: C01.345 REAR END DOOR SEALS (HARD TOP, '90" WHEELBASE' FROM (V)7A000001 OR HARD TOP, '110" WHEELBASE' FROM (V)7A000001 OR STATION WAGON - 3 DOOR, '90" WHEELBASE' FROM (V)7A000001 OR STATION WAGON - 5 DOOR, '110" WHEELBASE' FROM (V)7A000001)

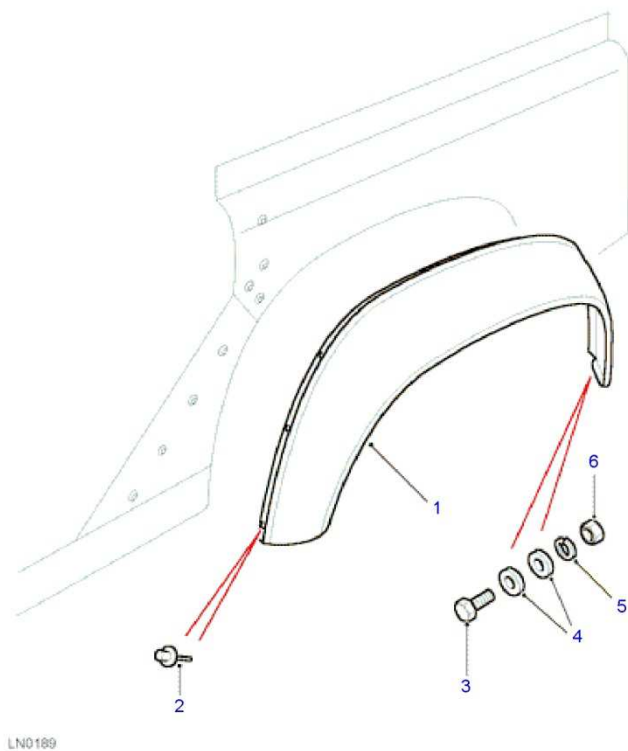


C01.345  
09-2007  
L8  
LN0330B

Callout	Description	Qty	OSI	From	To	E	Number
1	SEAL-LOAD/TAIL DOOR PRIMARY \$	1	Y		(V)8A756883		<i>CKE101121</i>
1	SEAL-LOAD/TAIL DOOR PRIMARY \$	1	Y	(V)8A756884	(V)AA999999		<i>CKE500130</i>
1	SEAL-LOAD/TAIL DOOR PRIMARY \$	1	Y	(V)BA000001	(V)BA824559		<i>LR024913</i>
1	SEAL-LOAD/TAIL DOOR PRIMARY \$	1	-	(V)BA824560	(V)CA444443		LR029239
1	SEAL-LOAD/TAIL DOOR PRIMARY \$	1	Y	(V)CA444444	(V)CA555554		<i>LR037953</i>
1	SEAL-LOAD/TAIL DOOR PRIMARY \$	1	-	(V)CA555555			LR044314
2	RETAINER, SEAL \$	1	-				MTC4290
3	SCREW, PAN HEAD, M5 X 16, RECESSED, RETAINER TO SEAL REAR DOOR \$	9	-				SE105161L
4	WASHER-PLAIN \$	9	-				AFU1256
5	WASHER, M5, RETAINING \$	9	-				WL105001L
6	NUT-HEXAGONAL, M5 \$	9	-				NH105041L
7	RIVET, '3/16" X 0.575"LNG' \$	9	-				RU612373L
8	SEAL-REAR DOOR, FLOOR \$	1	-				ALR4770
9	RETAINER-MAT \$	1	-				AFP710120
10	SCREW, LONG, SELF TAPPING, NO 6 X 5/8, PROTECTOR TO RETAINER SEAL \$	7	-				AB606056
11	RIVET, '3/16" X 0.7LNG' \$	8	-				RU612503

With compliments from ,  
Catalogue: Defender 2007-  
Section: C01.350 REAR EYEBROWS (FROM (V)7A000001)

---



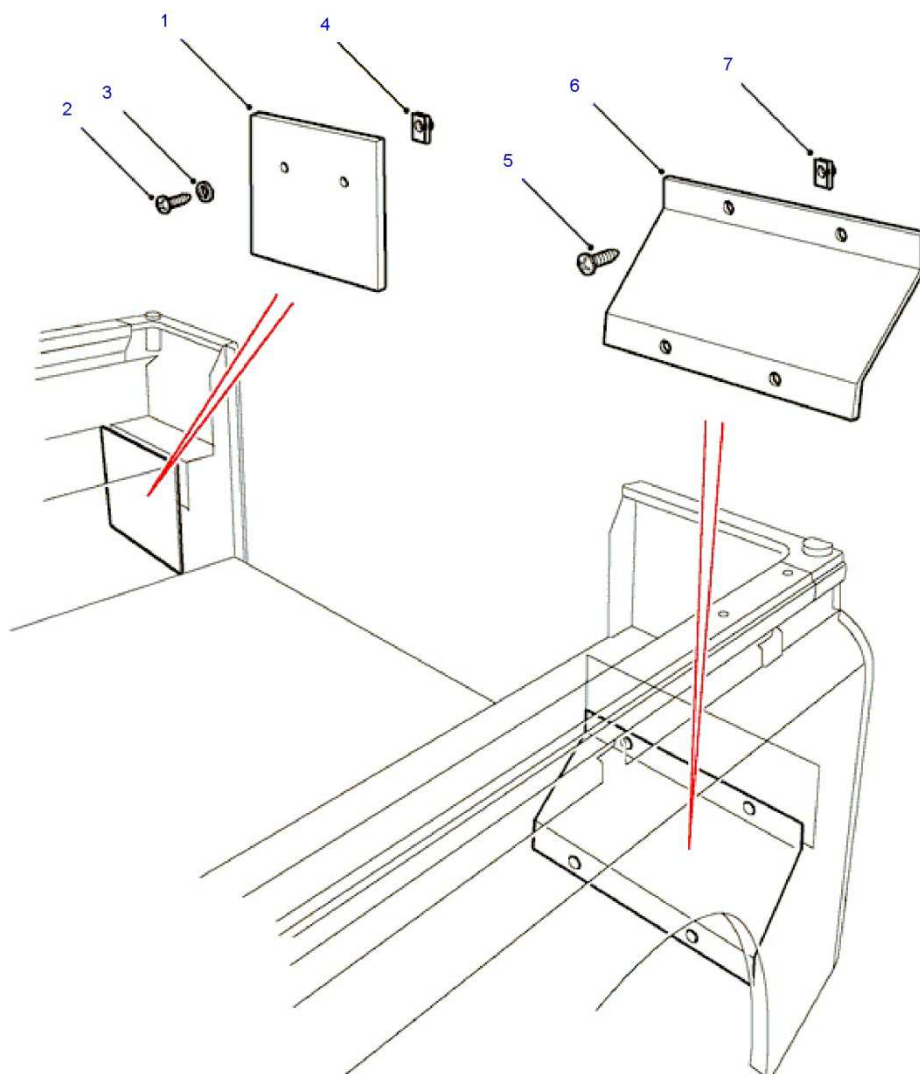
© 2004 - 2012 Infomedia Ltd and its licensors.



Callout	Description	Qty	OSI	From	To		E	Number
1	EYEBROW-REAR WHEELARCH, BLACK, PLASTIC \$	2	-					AL0710010
1	EYEBROW-REAR WHEELARCH, PRIMER \$	2	-					AL0710020P
2	RIVET-PLASTIC-DRIVE \$	24	-					MWC9918PMA
3	BOLT - HEX.HEAD, M6 X 20MM, FLANGED HEAD \$	2	-					FS106206
4	WASHER-PLAIN, STANDARD \$	4	-					MRC5525
5	WASHER, M6, SPRUNG \$	2	-					WL106002
6	NUT, M6 \$	2	-					FN106046

With compliments from ,  
Catalogue: Defender 2007-  
Section: C01.355 REAR LAMP PROTECTORS (FROM (V)7A000001)

---



AJNXOB1A

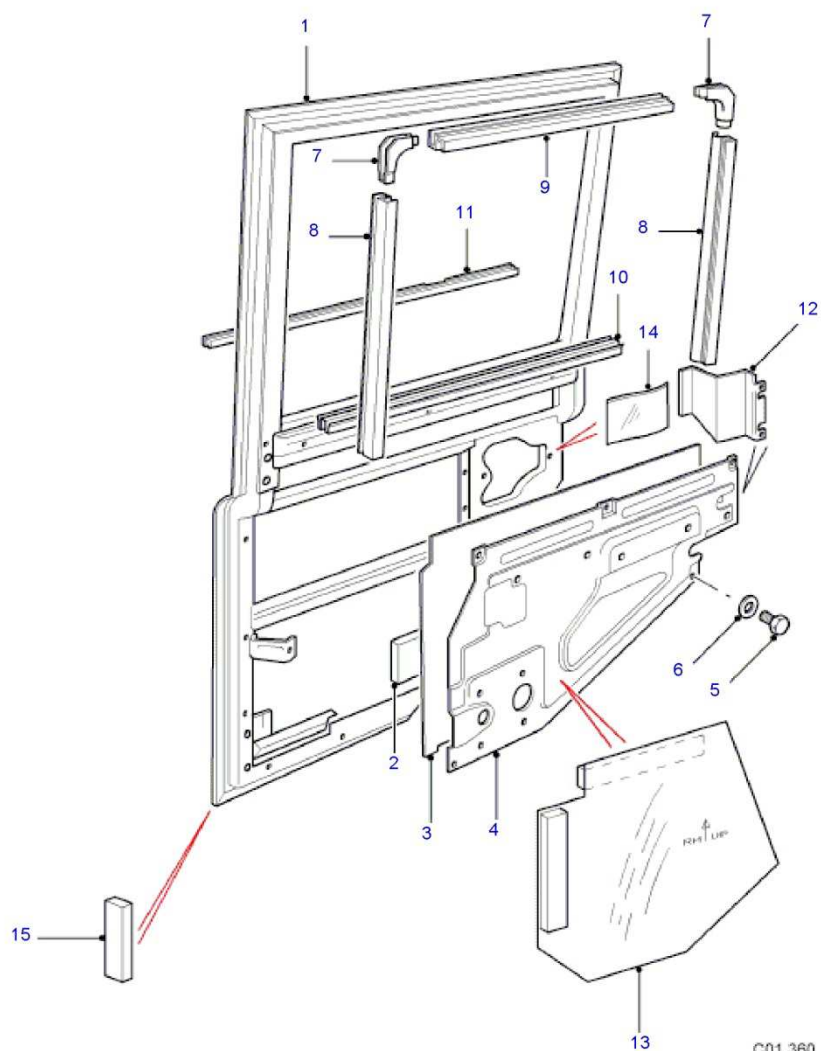
© 2004 - 2012 Infomedia Ltd and its licensors.

Callout	Description	Qty	OSI	From	To	E	Number
1	MUDSHIELD-REAR LAMP, (STATION WAGON - 3 DOOR OR STATION WAGON - 5 DOOR OR CREW CAB PICK UP) \$	2	-		(V)9A767776		CLK500010
1	MUDSHIELD-REAR LAMP, (STATION WAGON - 3 DOOR OR STATION WAGON - 5 DOOR OR CREW CAB PICK UP) \$	2	-	(V)9A767777			LR010619
1	MUDSHIELD-REAR LAMP, (SOFT TOP OR HARD TOP OR PICK UP) \$	2	-		(V)9A767776		CLK000010
1	MUDSHIELD-REAR LAMP, (SOFT TOP OR HARD TOP OR PICK UP) \$	2	-	(V)9A767777			LR012200
2	SCREW-SELF TAPPING \$	4	-				AR610052
3	WASHER-PLAIN \$	4	-				EYF500050
4	NUT - HEX. \$	4	-				AK610022
5	SCREW - SELF-TAPPING, '110" AND 130" WHEELBASE' \$	4	-				AR610052
6	PLATE, '110" AND 130" WHEELBASE' \$	1	-				MRC8094
7	NUT - HEX., '110" AND 130" WHEELBASE' \$	4	-				AK610022

With compliments from ,

Catalogue: Defender 2007-

Section: C01.360 REAR SIDE DOOR ASSEMBLY ('110" WHEELBASE' FROM (V)7A000001 OR  
'130" WHEELBASE' FROM (V)7A000001)



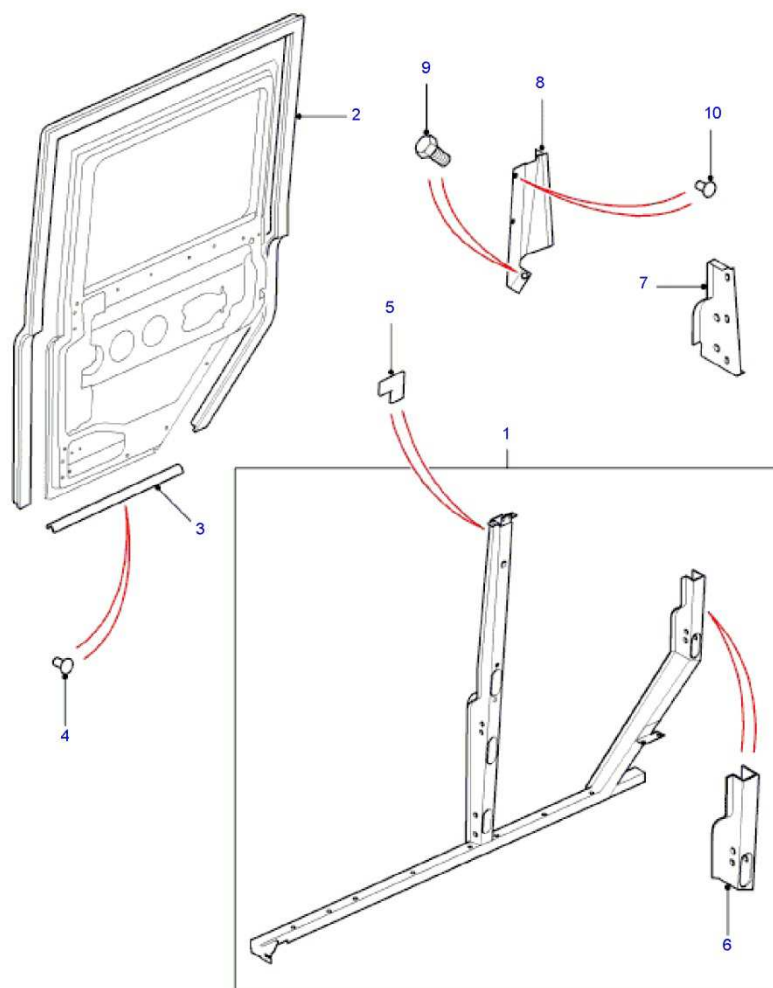
C01.360  
09-2008  
L8  
LN0324A

Callout	Description	Qty	OSI	From	To	E	Number
1	DOOR ASSEMBLY-REAR, RH \$	1	Y		(V)AA888887		BFA710180
1	DOOR ASSEMBLY-REAR, RH \$	1	Y	(V)AA888888	(V)BA888887		LR023509
1	DOOR ASSEMBLY-REAR, RH \$	1	-	(V)BA888888			LR027545
1	DOOR ASSEMBLY-REAR, LH \$	1	Y		(V)AA888887		BFA710190
1	DOOR ASSEMBLY-REAR, LH \$	1	Y	(V)AA888888	(V)BA888887		LR023510
1	DOOR ASSEMBLY-REAR, LH \$	1	-	(V)BA888888			LR027546
2	PAD-ANTI RATTLE \$	2	-				392743
3	SHEDDER-REAR DOOR WATER, RH \$	1	-				ELD500400
3	SHEDDER-REAR DOOR WATER, LH \$	1	-				ELD500410
4	PANEL-INNER, RH, LESS DOOR ENTRY REMOTE CONTROL UNIT \$	1	-				BFO710080
4	PANEL-INNER, RH, WITH DOOR ENTRY REMOTE CONTROL UNIT \$	1	-				BFO710060
4	PANEL-INNER, LH, LESS DOOR ENTRY REMOTE CONTROL UNIT \$	1	-				BFO710090
4	PANEL-INNER, LH, WITH DOOR ENTRY REMOTE CONTROL UNIT \$	1	-				BFO710070
5	SCREW-FLANGED HEAD, M6 X 16MM, FLANGED HEAD \$	10	-				FS106167L
6	WASHER, PLAIN, 6MM \$	10	-				WA106042
7	FILLER, REAR, CORNER \$	4	-				201235
8	FILLER, VERTICAL \$	4	Y		(V)7A749822		MUC1651
8	FILLER, VERTICAL \$	4	-	(V)7A749823			BDG710010
9	FILLER-BODY, RH \$	1	Y		(V)7A746876		MTC8788
9	FILLER-BODY, RH \$	1	-	(V)7A746877			BFG710040
9	FILLER-BODY, LH \$	1	Y		(V)7A746876		MTC8789
9	FILLER-BODY, LH \$	1	-	(V)7A746877			BFG710050
10	SEAL WAIST INNER \$	2	-				MWC1900
11	SEAL WAIST OUTER, RH \$	1	-				ALR5982
11	SEAL WAIST OUTER, LH \$	1	-				ALR5981
12	DEFLECTOR., RH \$	1	-				MWC4412
12	DEFLECTOR., LH \$	1	-				MWC4413
13	SHEDDER-REAR DOOR WATER, RH, WITH DOOR ENTRY REMOTE CONTROL UNIT \$	1	-				ELD000100
13	SHEDDER-REAR DOOR WATER, LH, WITH DOOR ENTRY REMOTE CONTROL UNIT \$	1	-				ELD000110
14	WATER SHEDDER, LATCH \$	2	-				EJD500010
15	PAD - FOAM \$	1	-				BTR6506

With compliments from ,

Catalogue: Defender 2007-

Section: C01.365 REAR SIDE DOOR FRAME (CREW CAB PICK UP, '110" WHEELBASE' FROM (V)7A000001 OR STATION WAGON - 5 DOOR, '110" WHEELBASE' FROM (V)7A000001 OR CREW CAB HCPU, '130" WHEELBASE' FROM (V)7A000001 OR CHASSIS CREW CAB, '130" WHEELBASE' FROM (V)7A000001 OR STATION WAGON UTILITY - 5 DOOR, '110" WHEELBASE' FROM (V)7A000001)



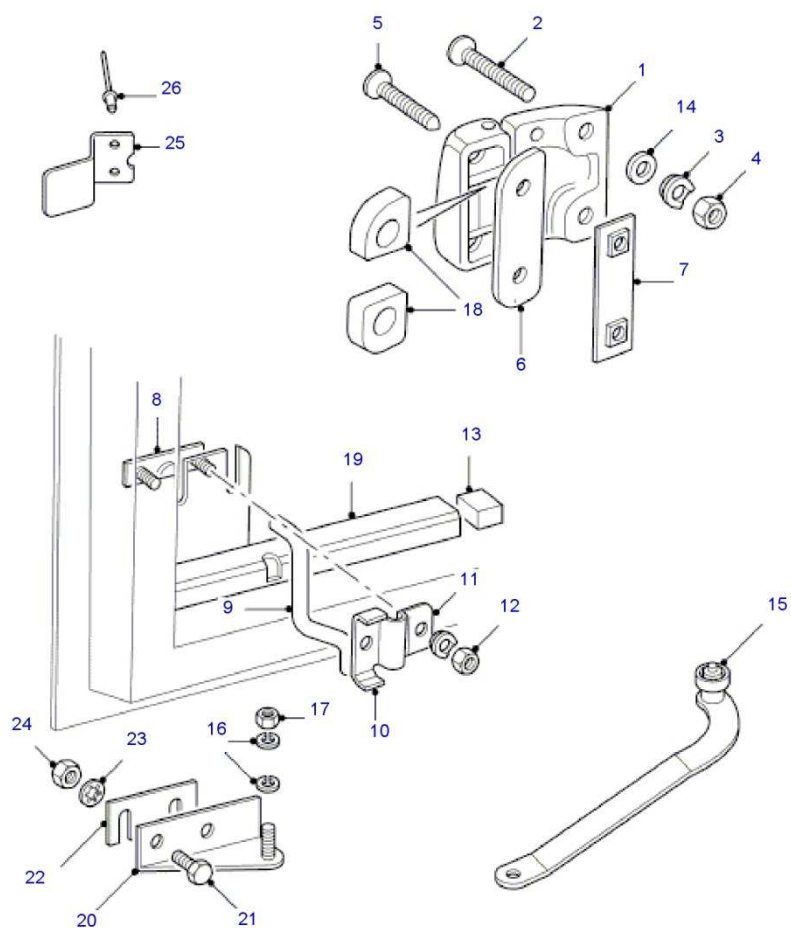
C01.365  
08-2007  
L8  
LN0285A

Callout	Description	Qty	OSI	From	To	E	Number
1	FRAME ASSEMBLY-BODY SIDE, RH, '110" WHEELBASE' \$	1	-				AMC710200
1	FRAME ASSEMBLY-BODY SIDE, LH, '110" WHEELBASE' \$	1	-				AMC710210
1	FRAME ASSEMBLY-BODY SIDE, RH, '130" WHEELBASE' \$	1	-				AMC710220
1	FRAME ASSEMBLY-BODY SIDE, LH, '130" WHEELBASE' \$	1	-				AMC710230
2	SEAL-REAR DOOR, SIDE, RH \$	1	Y		(V)AA798123		CFE103001
2	SEAL-REAR DOOR, SIDE, RH \$	1	-	(V)AA798124	(V)CA222221		LR024956
2	SEAL-REAR DOOR, SIDE, RH \$	1	Y	(V)CA222222	(V)CA444443		LR037348
2	SEAL-REAR DOOR, SIDE, RH \$	1	Y	(V)CA444444	(V)CA555554		LR038749
2	SEAL-REAR DOOR, SIDE, RH \$	1	-	(V)CA555555			LR044309
2	SEAL-REAR DOOR, SIDE, LH \$	1	Y		(V)AA798123		CFE103011
2	SEAL-REAR DOOR, SIDE, LH \$	1	Y	(V)AA798124	(V)CA222221		LR024957
2	SEAL-REAR DOOR, SIDE, LH \$	1	-	(V)CA222222	(V)CA444443		LR037349
2	SEAL-REAR DOOR, SIDE, LH \$	1	Y	(V)CA444444	(V)CA555554		LR038750
2	SEAL-REAR DOOR, SIDE, LH \$	1	-	(V)CA555555			LR044310
3	SEAL-REAR DOOR SILL \$	2	-		(V)BA403440		CGE500350
3	SEAL-REAR DOOR SILL, RH \$	1	-	(V)BA403441			LR029307
3	SEAL-REAR DOOR SILL, LH \$	1	-	(V)BA403441			LR029308
4	RIVET, '3/16" X 0.7LNG' \$	8	-				RU612503
5	PAD, FOAM \$	X	-				ENX500120
5	PAD, BUTYL SEAL PAD PREVENTING WATER LEAKS, RUBBER \$	X	-				LR028971
6	MEMBER - SIDE, RH, '110" WHEELBASE' \$	1	-		(V)9A768000		ALR710560
6	MEMBER - SIDE, RH, '110" WHEELBASE' \$	1	-	(V)9A768001			LR010454
6	MEMBER - SIDE, LH, '110" WHEELBASE' \$	1	-		(V)9A768000		ALR710570
6	MEMBER - SIDE, LH, '110" WHEELBASE' \$	1	-	(V)9A768001			LR010455
7	GUSSET, RH, STATION WAGON - 5 DOOR, '110" WHEELBASE' \$	1	-				AMJ710020
7	GUSSET, LH, STATION WAGON - 5 DOOR, '110" WHEELBASE' \$	1	-				AMJ710030
8	REINFORCEMENT - SEAT BELT, RH, STATION WAGON - 5 DOOR, '110" WHEELBASE' \$	1	-		(V)7A753011		ALR710300
8	REINFORCEMENT - SEAT BELT, RH, STATION WAGON - 5 DOOR, '110" WHEELBASE' \$	1	-	(V)7A753012			ALR710600
8	REINFORCEMENT - SEAT BELT, LH, STATION WAGON - 5 DOOR, '110" WHEELBASE' \$	1	-		(V)7A753011		ALR710310
8	REINFORCEMENT - SEAT BELT, LH, STATION WAGON - 5 DOOR, '110" WHEELBASE' \$	1	-	(V)7A753012			ALR710610
9	BOLT, STATION WAGON - 5 DOOR, '110" WHEELBASE' \$	2	-				HYG500410
10	SCREW, M5 X 16, STATION WAGON - 5 DOOR, '110" WHEELBASE' \$	4	-				RYP500930

With compliments from ,

Catalogue: Defender 2007-

Section: C01.370 REAR SIDE DOOR HINGES & CHECK STRAP (FROM (V)7A000001)



C01.370  
01-2011  
L8  
LN0318C

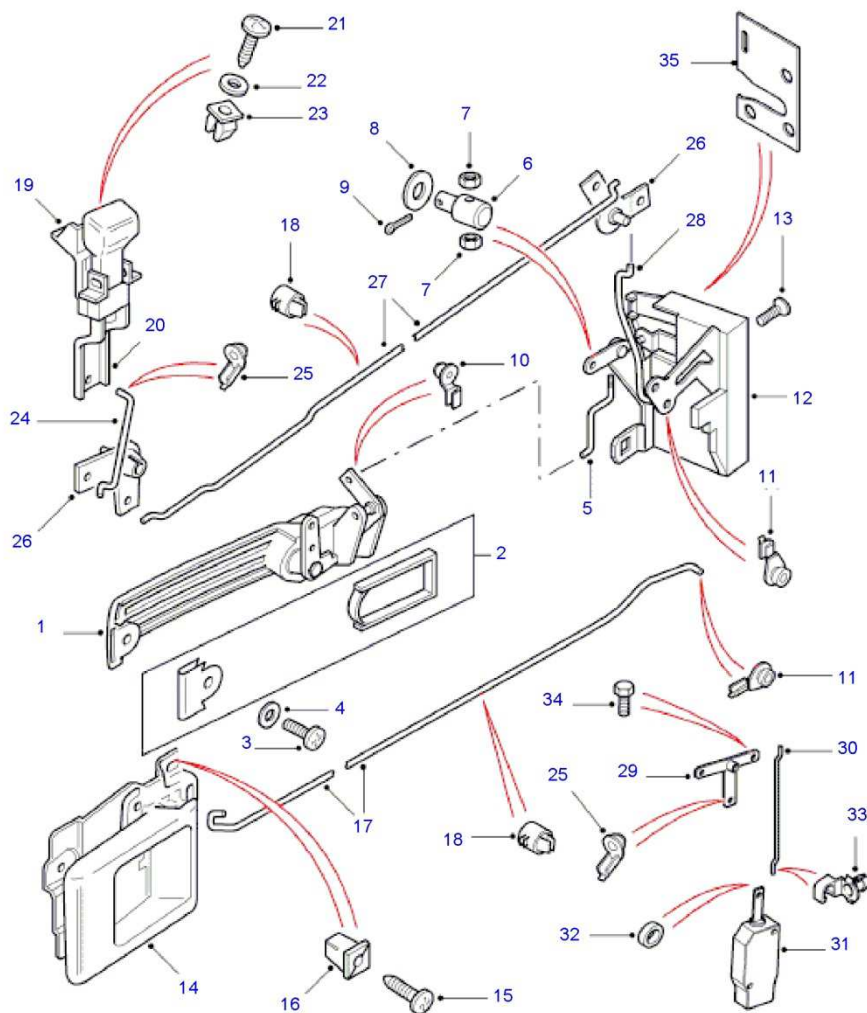


Callout	Description	Qty	OSI	From	To	E	Number
1	HINGE ASSEMBLY-DOOR, SELF COLOUR, RH \$	2	-				BD8710220
1	HINGE ASSEMBLY-DOOR, SELF COLOUR, LH \$	2	-				BD8710230
2	BOLT, COUNTER SUNK, TORX DRIVE, M8 X 55 \$	8	-				BYG500070
3	WASHER-NYLON \$	8	-				MRC1980
4	NUT - HEX., HEXAGONAL HEAD, 5/16UNF \$	8	-				NH605041L
5	BOLT, M8 X 85MM, COUNTER SUNK, TORX DRIVE, UPPER \$	4	-				BYG500080
5	BOLT, M8 X 95MM, COUNTER SUNK, TORX DRIVE, LOWER \$	4	-				BYG500090
6	SHIM-DOOR HINGE, PLASTIC \$	4	-				BDC710040
7	NUT PLATE \$	4	Y		(V)9A888887		MUC9110
7	NUT PLATE \$	4	-	(V)9A888888			LR016715
8	STUD-BOLT \$	2	-				BFU710200
9	TORSION BAR, RH \$	1	-				ALR2318
9	TORSION BAR, LH \$	1	-				ALR2319
10	BRACKET-PIVOT CHECK ARM \$	2	-				MWC6450
11	WASHER, PLAIN, 6MM \$	4	-				WA106042
12	NUT, M6 \$	4	-				FN106046
13	BUFFER-STOP \$	2	-				MWC6291
14	WASHER - RUBBER, USE AS REQUIRED \$	X	-				349955
15	CHECKER ASSEMBLY-REAR DOOR, RH \$	1	-				BFH710140
15	CHECKER ASSEMBLY-REAR DOOR, LH \$	1	-				BFH710150
16	WASHER, 8MM \$	4	-				WA108056
17	NUT - HEX., M8, NYLOC \$	2	-				NZ108041
18	INSERT, RH, UPPER \$	2	-				BDC710100
18	INSERT, UPPER, LH \$	2	-				BDC710110
18	INSERT, RH, LOWER \$	2	-				BDC710120
18	INSERT, LOWER, LH \$	2	-				BDC710130
19	BRACKET, RH, CHECKER ASSEMBLY-REAR DOOR \$	1	-				BFH710120
19	BRACKET, LH, CHECKER ASSEMBLY-REAR DOOR \$	1	-				BFH710130
20	BRACKET ASSEMBLY-REAR DOOR CHECKER, RH \$	1	-		(V)9A767776		BFU710160
20	BRACKET ASSEMBLY-REAR DOOR CHECKER, RH \$	1	-	(V)9A767777			LR012203
20	BRACKET ASSEMBLY-REAR DOOR CHECKER, LH \$	1	-		(V)9A767776		BFU710170
20	BRACKET ASSEMBLY-REAR DOOR CHECKER, LH \$	1	-	(V)9A767777			LR012202
21	SCREW, M8 X 25, FLANGED HEAD \$	4	Y				FS108257L
22	SHIM \$	4	-				305232
23	WASHER, M8, STARLOCK \$	4	-				WF108001L
24	NUT - HEX., M8, FLANGED HEAD \$	4	-				FN108046
25	PLATE \$	1	-				ALR9160
26	RIVET \$	4	-				RU610183L

With compliments from ,

Catalogue: Defender 2007-

Section: C01.375 REAR SIDE DOOR LATCH MECHANISM ('110" WHEELBASE' FROM (V)7A000001 OR '130" WHEELBASE' FROM (V)7A000001)



C01.560  
11-2006  
L1  
LN0202B

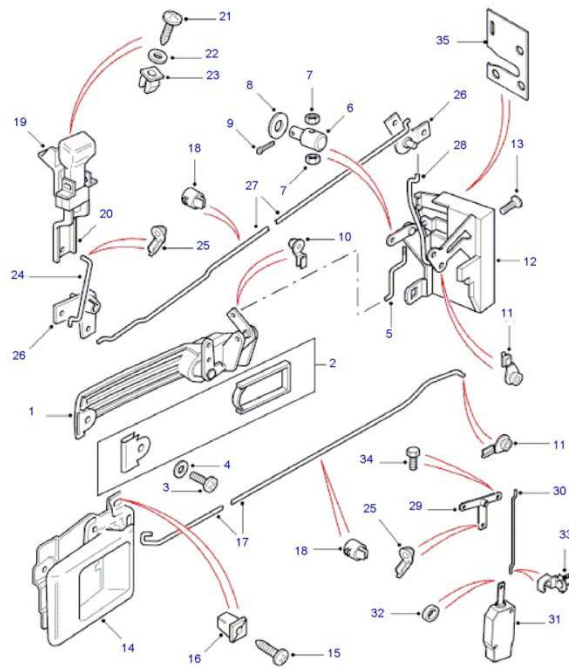
Callout	Description	Qty	OSI	From	To	E	Number
1	HANDLE ASSEMBLY-REAR DOOR, RH \$	1	-				CXB500220PMA
1	HANDLE ASSEMBLY-REAR DOOR, LH \$	1	-				CXB500230PMA
2	KIT-GASKET \$	2	-				STC617
3	SCREW, M5, TO HANDLE ASSY \$	4	-				LR024165
4	WASHER, M5, PLAIN \$	4	-				WC105002
5	LINK THREADED, RH \$	1	-				MWC5002
5	LINK THREADED, LH \$	1	-				MWC5001
6	ADJUSTER-DOOR LATCH \$	2	-				FQA000010
7	NUT-HEXAGONAL, M4 \$	4	-				NH104041L
8	WASHER-PLAIN \$	2	-				MRC5525
9	PIN-SPLIT \$	2	Y				PS103101L
10	CLIP-LINKAGE \$	4	-				BYC500050
11	CLIP-LINKAGE \$	4	-				BFP1265L
12	LATCH-REAR DOOR, RH \$	1	-				FQM100761
12	LATCH-REAR DOOR, LH \$	1	-				FQM100771
13	SCREW, FLANGED HEAD \$	6	-				BYP500360
14	HANDLE ASSEMBLY-DOOR, BLACK, RH \$	1	-				DBP5840PMA
14	HANDLE ASSEMBLY-DOOR, BLACK, LH \$	1	-				DBP5841PMA
15	SCREW, NO.8 X 19, TO HANDLE ASSY \$	4	-				MUC3394
16	NUT-LOKUT \$	4	-				MWC1950
17	LINKAGE, RH, INNER HANDLE \$	1	-				FQP500020
17	LINKAGE, LH, INNER HANDLE \$	1	-				FQP500030
18	CLIP \$	4	-				CRC1250L
19	BUTTON SILL, BLACK \$	2	-				JRC1775PMA
20	HOUSING-DOOR LOCK, BLACK \$	2	-				EJS000011PMA
21	SCREW, SELF TAPPING, NO 6 X 1/2, TO BUTTON SILL \$	4	-		(V)7A735841		AB606041L
21	SCREW, SELF TAPPING, NO 6 X 1/2, TO BUTTON SILL \$	4	-	(V)7A735842			AB606042

➤ See next page

With compliments from ,

Catalogue: Defender 2007 -

Section: C01.375 REAR SIDE DOOR LATCH MECHANISM ('110" WHEELBASE' FROM (V)7A000001 OR '130" WHEELBASE' FROM (V)7A000001)



C01.560  
11-2006  
L1  
LN0202B

© 2004 - 2012 Infomedia Ltd and its licensors.

➤ Continued

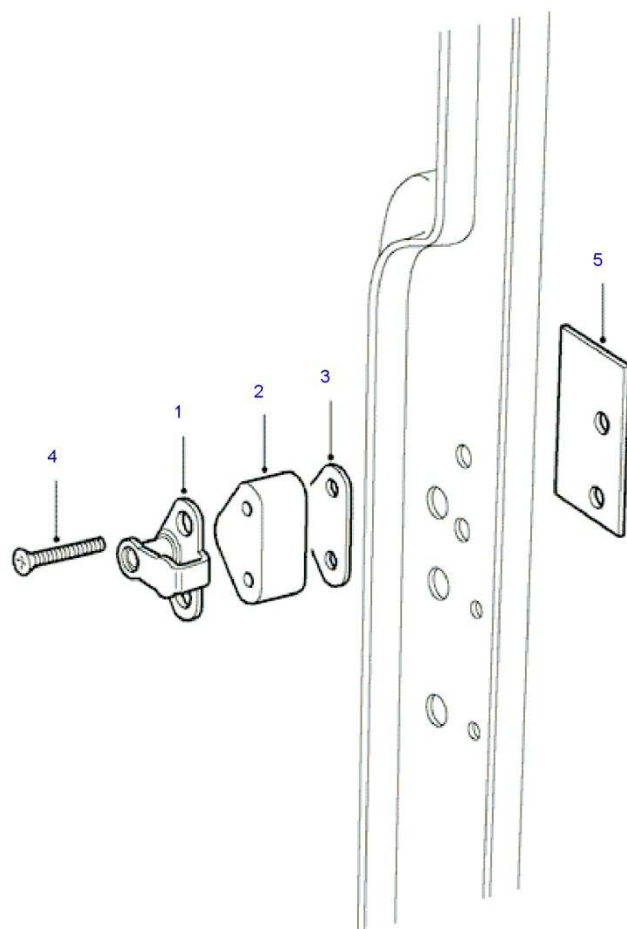
22	WASHER-PLAIN, M4 \$	4	-				WA104002
23	NUT-LOKUT \$	4	-				MWC1950
24	LINK-FRONT DOOR SILL BUTTON/LATCH \$	2	-				FQK000050
25	CLIP-LINKAGE \$	2	-				BYC500050
26	BELLCRANK-DOOR \$	4	-				DZA1435L
27	LINK INTERMEDIATE \$	2	-				FQK000040
28	LINK DOOR LATCH, LESS DOOR ENTRY REMOTE CONTROL UNIT \$	2	-				MWC1485
28	LINK DOOR LATCH, WITH DOOR ENTRY REMOTE CONTROL UNIT \$	2	-				FQP500040
29	CRANK-DOOR BELL, (3 WAY) \$	2	-				FQF000040
30	LINK ROD, BELLCRANK TO ACTUATOR \$	2	-				FQP000010
31	ACTUATOR-CENTRAL DOOR LOCKING, PASSENGER'S DOOR \$	2	-				FUD500030
32	CLIP-LINKAGE \$	2	-				CWH000010
33	CLIP-LINKAGE, LATCH TO ACTUATOR \$	1	Y		(V)7A748106		IPN000020
33	CLIP-LINKAGE, LATCH TO ACTUATOR \$	1	-	(V)7A748107			IPN500250
34	SCREW \$	1	Y				AB612051
35	GASKET DOOR LOCKFACE, RH \$	1	-				MXC8222
35	GASKET DOOR LOCKFACE, LH \$	1	-				MXC8223

With compliments from ,

Catalogue: Defender 2007-

Section: C01.380 REAR SIDE DOOR LATCH STRIKER (FROM (V)7A000001)

---



AJNXHG2A

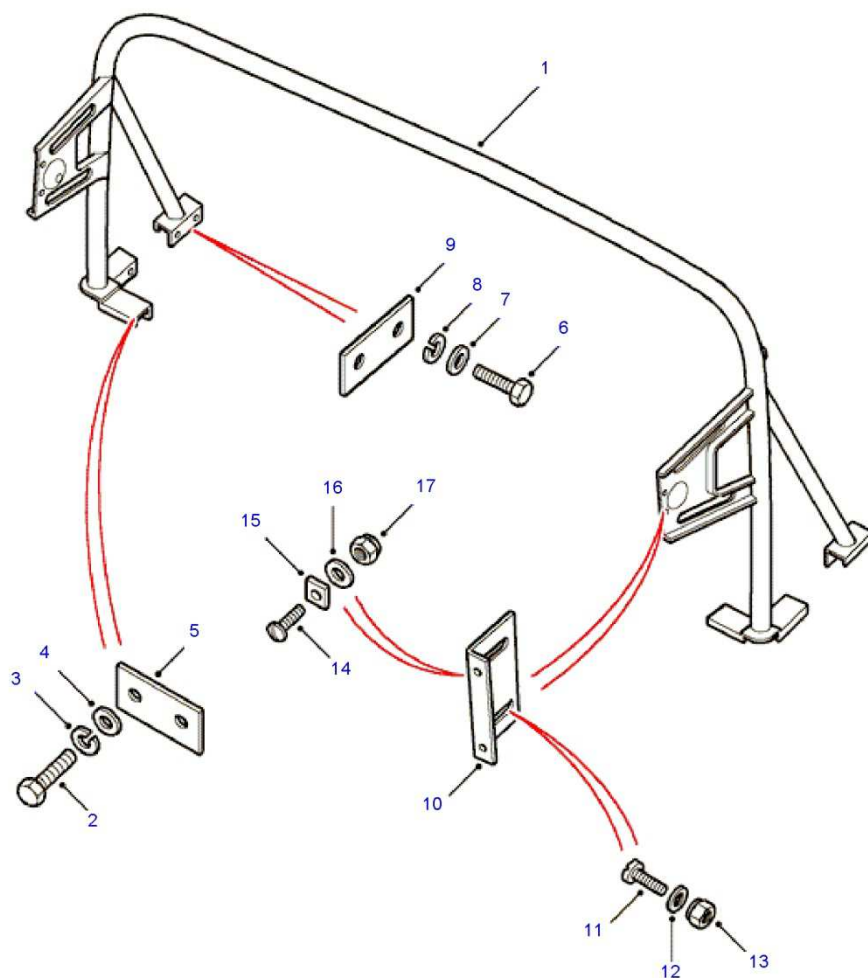
© 2004 - 2012 Infomedia Ltd and its licensors.

Callout	Description	Qty	OSI	From	To	E	Number
1	STRIKER-DOOR LOCK \$	2	-				FQ8500130
2	SPACER \$	2	-				MUC7809
3	SPACER \$	X	-				MWC3148
4	SCREW, DACROMAT, STRIKER TO SPACER \$	4	-				BYP500200
5	NUT-PLATE \$	2	Y		[V]9A888887		MWC1622
5	NUT-PLATE \$	2	-	[V]9A888888			LR016667

With compliments from ,

Catalogue: Defender 2007-

Section: C01.385 ROLL PROTECTION BAR (HIGH CAPACITY PICK UP, '110" WHEELBASE' FROM (V)7A000001 OR HIGH CAPACITY PICK UP, '130" WHEELBASE' FROM (V)7A000001)



AJNXUC7A

© 2004 - 2012 Infomedia Ltd and its licensors.

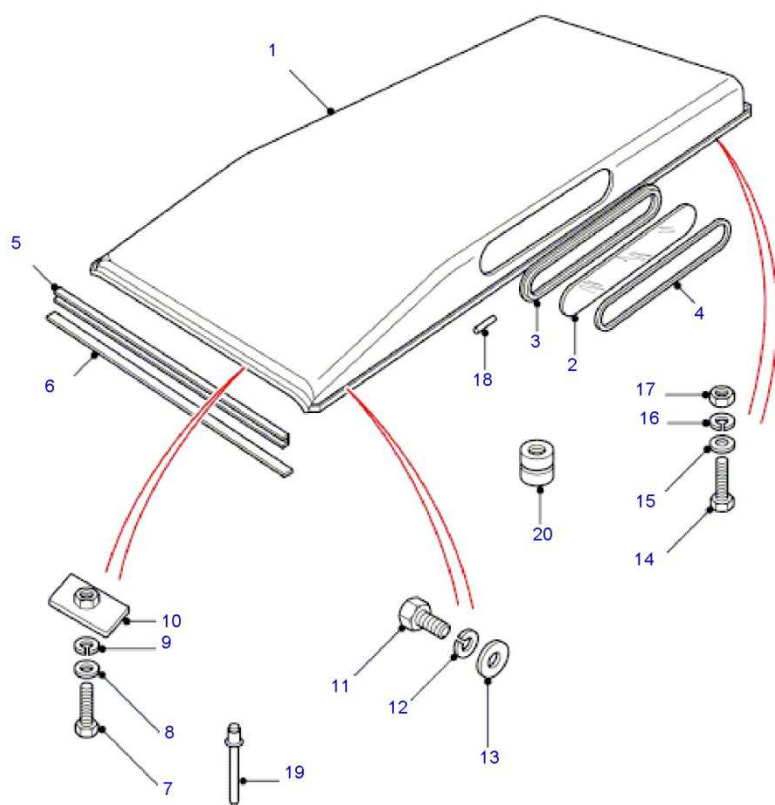


Callout	Description	Qty	OSI	From	To		E	Number
1	BAR-ROLL OVER, HIGH CAPACITY PICK UP \$	1	Y					<i>BRC3264</i>
2	BOLT, BAR TO BODY, HIGH CAPACITY PICK UP \$	8	Y					<i>BH110301L</i>
3	WASHER, M10, HIGH CAPACITY PICK UP \$	8	-					WL110001L
4	WASHER, M10, HIGH CAPACITY PICK UP \$	8	-					WA110066
5	NUT PLATE, HIGH CAPACITY PICK UP \$	4	-					MTC5519
6	BOLT, BAR TO BODY, HIGH CAPACITY PICK UP \$	4	-					BH110261L
7	WASHER, M10, HIGH CAPACITY PICK UP \$	4	-					WL110001L
8	WASHER, M10, HIGH CAPACITY PICK UP \$	4	-					WA110066
9	NUT PLATE, HIGH CAPACITY PICK UP \$	2	-					MTC5519
10	PLATE, SLIDING, HIGH CAPACITY PICK UP \$	2	Y					<i>BRC3264</i>
11	SCREW, PLATE TO BAR, HIGH CAPACITY PICK UP \$	4	-					SF106161L
12	WASHER, PLAIN, 6MM, HIGH CAPACITY PICK UP \$	8	-					WA106042
13	NUT - HEX., M6, HEXAGONAL HEAD, NYLOC \$	4	-					FY106046
14	SCREW, PLATE TO BAR, HIGH CAPACITY PICK UP \$	4	-					SD106401L
15	NUT - HEX., SQUARE, HIGH CAPACITY PICK UP \$	4	-					NS106011
16	WASHER, PLAIN, 6MM, HIGH CAPACITY PICK UP \$	4	-					WA106042
17	NUT - HEX., M6, HEXAGONAL HEAD, NYLOC \$	4	-					FY106046

With compliments from ,

Catalogue: Defender 2007-

Section: C01.390 ROOF ASSEMBLY (STATION WAGON - 5 DOOR, '110" WHEELBASE' FROM (V)7A000001 OR HARD TOP, '110" WHEELBASE' FROM (V)7A000001 OR STATION WAGON UTILITY - 5 DOOR, '110" WHEELBASE' FROM (V)7A000001)



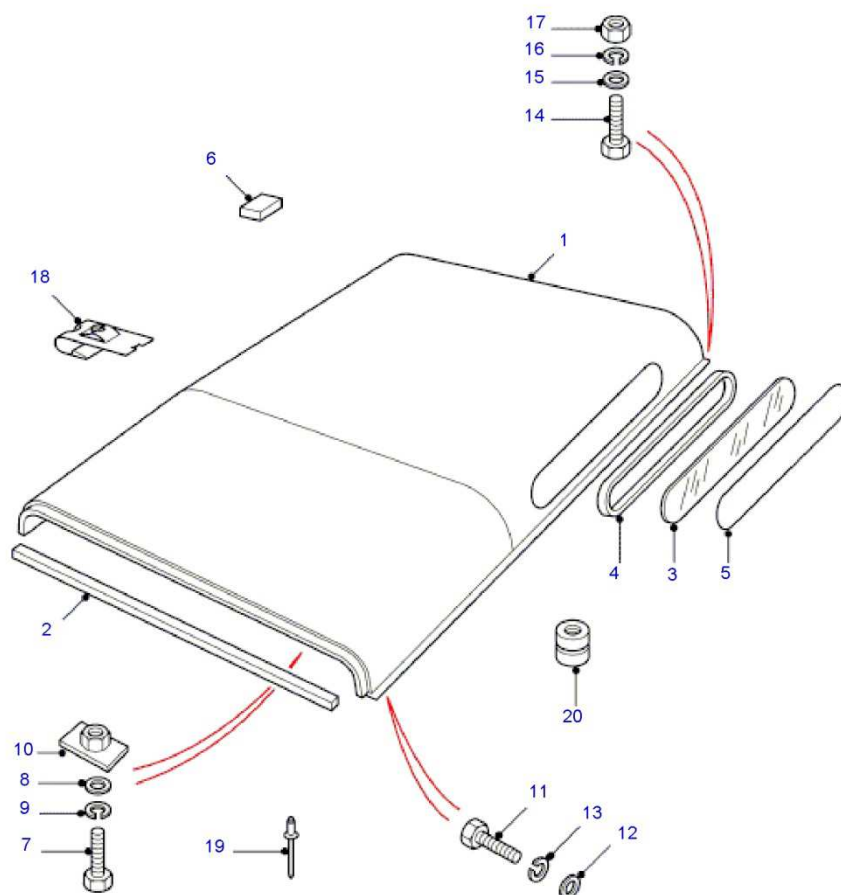
C01.390  
07-2011  
L8  
LN0302C

Callout	Description	Qty	DSI	From	To	E	Number
1	ROOF ASSEMBLY, ALASKA WHITE, (STATION WAGON - 5 DOOR, '110" WHEELBASE', LESS SUN ROOF OR STATION WAGON UTILITY - 5 DOOR, '110" WHEELBASE', LESS SUN ROOF) \$	1	Y		(V)BA666665		AKA710790NCL
1	ROOF ASSEMBLY, PRIMED, (STATION WAGON - 5 DOOR, '110" WHEELBASE', LESS SUN ROOF OR STATION WAGON UTILITY - 5 DOOR, '110" WHEELBASE', LESS SUN ROOF) \$	1	-	(V)BA666666			AKA710790LYQ
1	ROOF ASSEMBLY, ALASKA WHITE, STATION WAGON - 5 DOOR, '110" WHEELBASE', WITH TILT & SLIDE SUNROOF \$	1	Y		(V)BA666665		AKB710220NCL
1	ROOF ASSEMBLY, PRIMED, STATION WAGON - 5 DOOR, '110" WHEELBASE', WITH TILT & SLIDE SUNROOF \$	1	-	(V)BA666666			AKB710220LYQ
1	ROOF ASSEMBLY, ALASKA WHITE, HARD TOP, '110" WHEELBASE' \$	1	Y		(V)BA666665		AKA710800NCL
1	ROOF ASSEMBLY, PRIMED, HARD TOP, '110" WHEELBASE' \$	1	-	(V)BA666666			AKA710800LYQ
2	GLASS-ALPINE LIGHT, 4MM GLASS, STATION WAGON - 5 DOOR, '110" WHEELBASE' \$	2	-				MWC4714
3	WEATHERSTRIP-ALPINE LIGHT, 4MM GLASS \$	2	Y				MWC4771
4	FILLER STRIP \$	2	Y		(V)7A750705		302178
4	FILLER STRIP \$	2	Y	(V)7A750706	(V)8A999999		DBF500010
4	FILLER STRIP \$	2	-	(V)9A000001			DBF500040
5	SEAL, INNER, ROOF TO WINDSCREEN \$	1	-				MTC4994
6	SEAL, OUTER, ROOF TO WINDSCREEN \$	1	-				MTC6568
6	SEAL, CORNER, PACKER-SEAL TO WINDSCREEN \$	2	-				MUC6400
7	SCREW, FLANGED HEAD, M6 X 25MM \$	6	Y				FS106255L
8	WASHER, PLAIN, 6MM \$	6	-				WA106042
9	WASHER, M6, SPRUNG \$	6	-				WL106002
10	NUT PLATE \$	6	-				AHR710280
11	SCREW, SELF TAPPING \$	2	-		(V)7A737621		AB614082
11	SCREW, SELF TAPPING \$	2	Y	(V)7A737622			RYP500600
12	WASHER, M6, SPRUNG \$	2	-				WL106002
13	WASHER, PLAIN, 6MM \$	2	-				WA106042
14	SCREW, M6 X 30MM, FLANGED HEAD \$	24	Y				DYP101310
15	WASHER, PLAIN, 6MM \$	24	-				WA106042
16	WASHER, M6, SPRUNG \$	24	-				WL106002
17	NUT, M6 \$	24	-				FN106046
18	SEAL, BC POST TO ROOF CANTRAIL, STATION WAGON - 5 DOOR, '110" WHEELBASE' \$	1	-				DDL500011
19	RIVET, ALUMINIUM, '1/8" X 0.482"LNG', '110" WHEELBASE' \$	2	-				RU608313L
20	NUTSERT-BLIND, M6 \$	X	-				AWR6715

With compliments from ,

Catalogue: Defender 2007-

Section: C01.395 ROOF ASSEMBLY (STATION WAGON - 3 DOOR, '90" WHEELBASE' FROM (V)7A000001  
OR HARD TOP, '90" WHEELBASE' FROM (V)7A000001)



C01.395

02-2012

L8

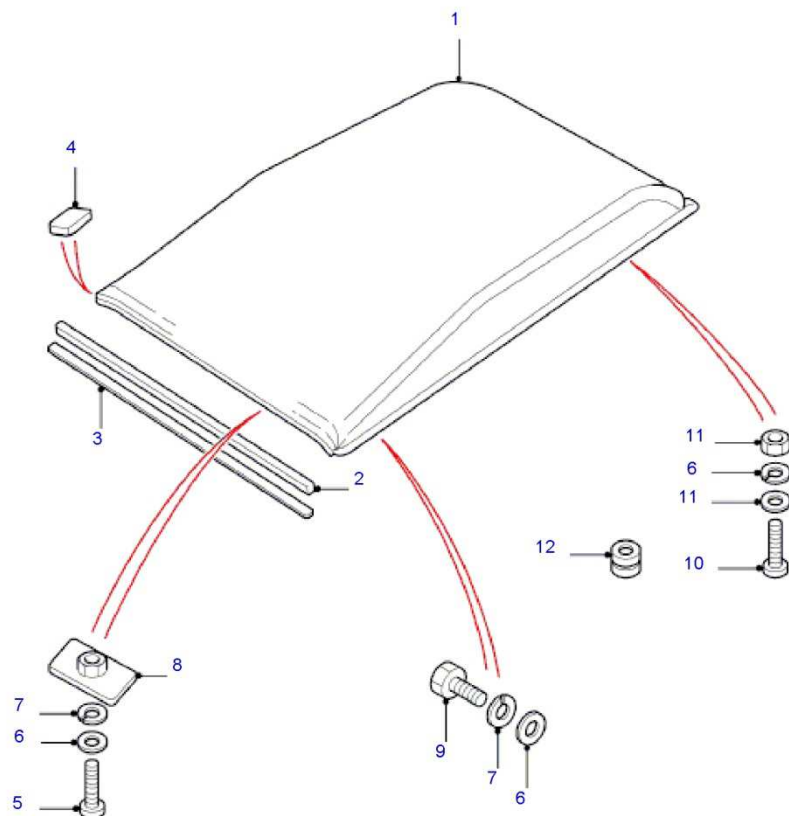
LN0299B

Callout	Description	Qty	OSI	From	To	E	Number
1	ROOF ASSEMBLY, WITHOUT ALPINE LIGHTS, ALASKA WHITE, HARD TOP, '90" WHEELBASE' \$	1	Y		(V)BA666665		AKA710760NCL
1	ROOF ASSEMBLY, PRIMED, WITHOUT ALPINE LIGHTS, HARD TOP, '90" WHEELBASE' \$	1	-	(V)BA666666			AKA710760LYQ
1	ROOF ASSEMBLY, WITH ALPINE LIGHTS, ALASKA WHITE, '90" WHEELBASE', ALPINE HARD TOP PLAIN \$	1	Y		(V)BA666665		AKA710750NCL
1	ROOF ASSEMBLY, PRIMED, WITH ALPINE LIGHTS, '90" WHEELBASE', ALPINE HARD TOP PLAIN \$	1	-	(V)BA666666			AKA710750LYQ
1	ROOF ASSEMBLY, WITH ALPINE LIGHTS, ALASKA WHITE, '90" WHEELBASE', ALPINE HARD TOP PLAIN, WITH TILT & SLIDE SUNROOF \$	1	Y		(V)BA666665		AKB710200NCL
1	ROOF ASSEMBLY, PRIMED, WITH ALPINE LIGHTS, '90" WHEELBASE', ALPINE HARD TOP PLAIN, WITH TILT & SLIDE SUNROOF \$	1	-	(V)BA666666			AKB710200LYQ
2	SEAL, INNER, ROOF TO WINDSCREEN \$	1	-				MTC4994
2	SEAL, OUTER, ROOF TO WINDSCREEN \$	1	-				MTC6568
3	GLASS-ALPINE LIGHT, 4MM GLASS \$	2	-				MWC4714
4	WEATHERSTRIP-ALPINE LIGHT, 4MM GLASS \$	2	Y				MWC4771
5	FILLER STRIP \$	2	Y		(V)7A750705		302178
5	FILLER STRIP \$	2	Y	(V)7A750706	(V)8A999999		DBF500010
5	FILLER STRIP \$	2	-	(V)9A000001			DBF500040
6	SEAL, CORNER, PACKER-SEAL TO WINDSCREEN \$	2	-				MUC6400
7	SCREW-FLANGED HEAD, M6 X 16MM, FLANGED HEAD, FIXING ROOF \$	6	-				FS106167L
8	WASHER, PLAIN, 6MM \$	6	-				WA106042
9	WASHER, M6, SPRUNG \$	6	-				WL106002
10	NUT PLATE \$	6	-				AHR710280
11	SCREW, SELF TAPPING, FIXING ROOF \$	2	-		(V)7A737621		AB614082
11	SCREW, SELF TAPPING, FIXING ROOF \$	2	Y	(V)7A737622			RYP500600
12	WASHER, PLAIN, 6MM \$	2	-				WA106042
13	WASHER, M6, SPRUNG \$	2	-				WL106002
14	SCREW, M6 X 30MM, FLANGED HEAD, FIXING ROOF \$	22	Y				DYP101310
15	WASHER, PLAIN \$	18	-				AFU1259
16	WASHER, M6, SPRUNG \$	14	-				WL106002
17	NUT, M6 \$	14	-				FN106046
18	NUT \$	2	-				302532
19	RIVET, ALUMINIUM, '1/8" X 0.482" LNG' \$	2	-				RU608313L
20	NUTSERT-BLIND, M6 \$	X	-				AWR6715

With compliments from ,

Catalogue: Defender 2007-

Section: C01.400 ROOF ASSEMBLY (CREW CAB HCPU FROM (V)7A000001 OR CHASSIS CREW CAB FROM (V)7A000001 OR CREW CAB PICK UP FROM (V)7A000001)



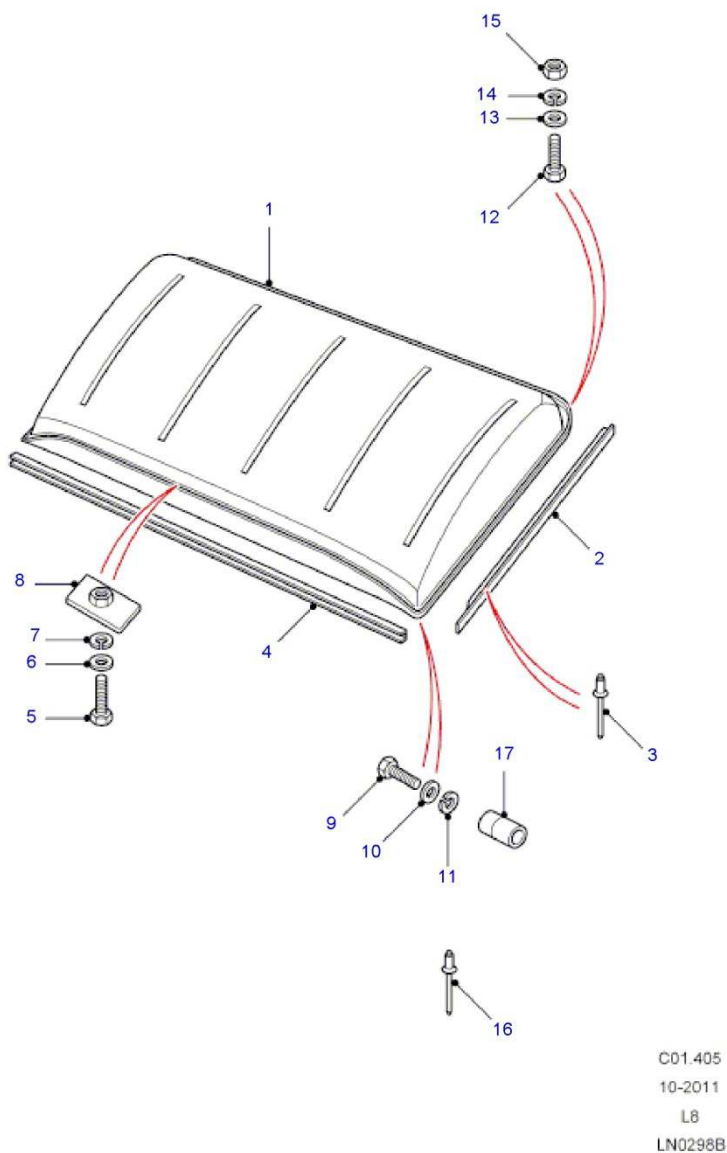
C01.400  
01-2007  
L8  
LN0286

Callout	Description	Qty	OSI	From	To	E	Number
1	ROOF ASSEMBLY, ALASKA WHITE \$	1	Y		(V)BA666665		AKA500100NCL
1	ROOF ASSEMBLY, PRIMED \$	1	-	(V)BA666666			AKA500100LYQ
2	SEAL, INNER, ROOF TO WINDSCREEN \$	1	-				MTC4994
3	SEAL, OUTER, ROOF TO WINDSCREEN \$	1	-				MTC6568
4	SEAL, CORNER, PACKER-SEAL TO WINDSCREEN \$	2	-				MUC6400
5	SCREW, FLANGED HEAD, M6 X 25MM \$	6	Y				FS106255L
6	WASHER, PLAIN, 6MM \$	6	-				WA106042
7	WASHER, M6, SPRUNG \$	6	-				WL106002
8	NUT PLATE \$	6	-				AHR710280
9	SCREW, SELF TAPPING \$	2	-		(V)7A737621		AB614082
9	SCREW, SELF TAPPING \$	2	Y	(V)7A737622			RYP500600
10	SCREW, M6 X 30MM, FLANGED HEAD \$	12	Y				DYP101310
11	NUT, M6 \$	10	-				FN106046
12	NUT - BLIND ANCHOR, M6 \$	20	-				AWR6715

With compliments from ,

Catalogue: Defender 2007-

Section: C01.405 ROOF ASSEMBLY (CHASSIS CAB FROM (V)7A000001 OR PICK UP FROM (V)7A000001 OR HIGH CAPACITY PICK UP FROM (V)7A000001)



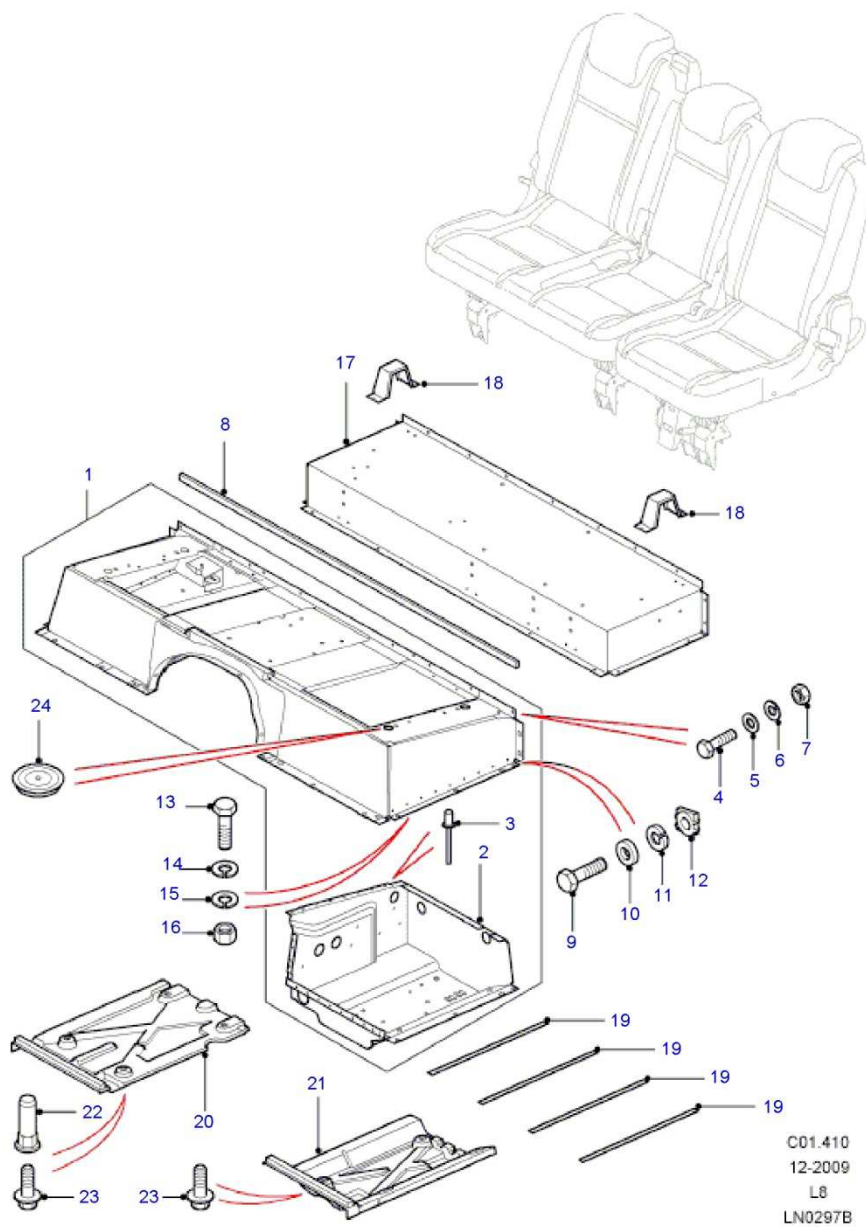


Callout	Description	Qty	OSI	From	To	E	Number
1	ROOF ASSEMBLY, ALASKA WHITE, TRUCK CAB \$	1	Y		(V)BA666665		AKA710840NCL
1	ROOF ASSEMBLY, PRIMED, TRUCK CAB \$	1	-	(V)BA666666			AKA710840LYQ
2	RETAINER, RH \$	1	-				MUC9204
2	RETAINER, LH \$	1	-				MUC9205
3	RIVET, '3/16" X 0.45"LNG', POP \$	10	-				78248
4	SEAL, INNER, ROOF TO WINDSCREEN \$	1	-				MTC4994
4	SEAL, OUTER, ROOF TO WINDSCREEN \$	1	-				MTC6568
4	SEAL, CORNER, PACKER-SEAL TO WINDSCREEN \$	2	-				MUC6400
5	SCREW-FLANGED HEAD, M6 X 16MM, FLANGED HEAD, FIXING ROOF \$	6	-				FS106167L
6	WASHER, PLAIN, 6MM \$	6	-				WA106042
7	WASHER, M6, SPRUNG \$	6	-				WL106002
8	NUT PLATE \$	6	-				AHR710280
9	SCREW, SELF TAPPING, FIXING ROOF \$	2	-		(V)7A737621		AB614082
9	SCREW, SELF TAPPING, FIXING ROOF \$	2	Y	(V)7A737622			BYP500600
10	WASHER, PLAIN, 6MM \$	2	-				WA106042
11	NUT-SPIRALOK \$	2	-				302532
12	SCREW, M6 X 30MM, FLANGED HEAD \$	10	Y				DYP101310
13	WASHER, PLAIN, 6MM \$	10	-				WA106042
14	WASHER, M6, SPRUNG \$	10	-				WL106002
15	NUT-HEXAGONAL, M5 \$	10	-				NH105041L
16	RIVET, ALUMINIUM, '1/8" X 0.482"LNG', '110" AND 130" WHEELBASE' \$	2	-				RU608313L
17	NUTSERT-BLIND, M6 \$	X	-				AWR6715

With compliments from ,

Catalogue: Defender 2007-

Section: C01.410 SEAT BASE ASSEMBLY (FROM (V)7A000001)

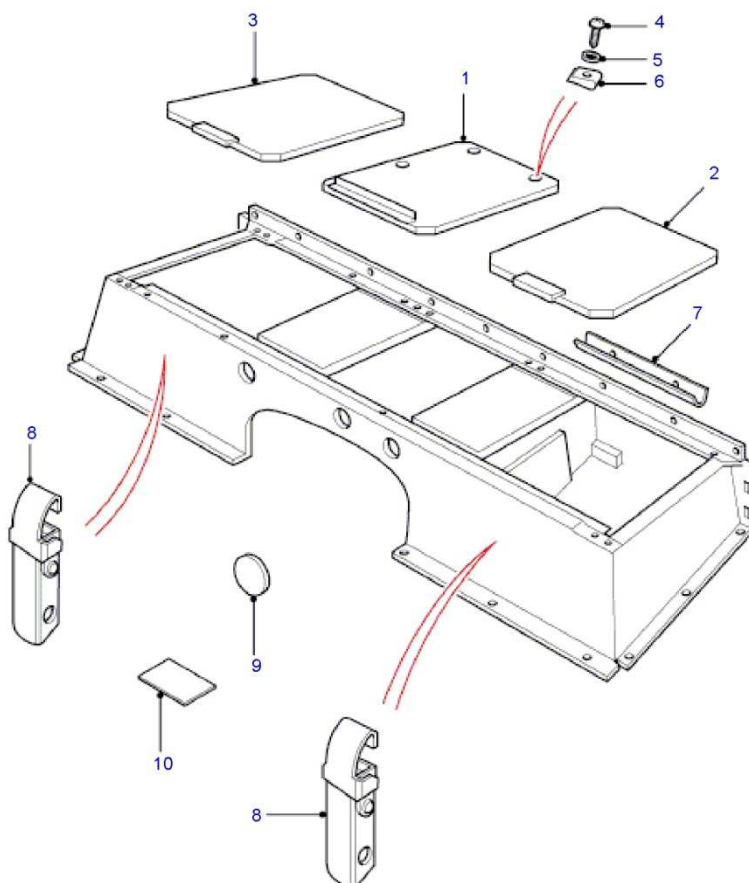


© 2004 - 2012 Infomedia Ltd and its licensors.

Callout	Description	Qty	OSI	From	To		E	Number
1	BASE ASSEMBLY-FRONT SEAT MOUNTING \$	1	-		(V)BA999999			ADH710210
1	BASE ASSEMBLY-FRONT SEAT MOUNTING \$	1	-	(V)CA000001	(V)CA555554			LR029568
1	BASE ASSEMBLY-FRONT SEAT MOUNTING \$	1	-	(V)CA555555				LR039637
2	TRAY BATTERY \$	1	Y		(V)9A777776			ACC710490
2	TRAY BATTERY \$	1	-	(V)9A777777				LR012214
3	RIVET, '3/16" X 0.45"LNG' \$	X	-					78248
4	BOLT - HEX.HEAD, M6 X 20MM, FLANGED HEAD \$	9	-		(V)9A766283			FS106206
4	BOLT - HEX.HEAD, M6 X 20MM, FLANGED HEAD \$	9	-	(V)9A766284				SH106202
5	WASHER-PLAIN, STANDARD \$	18	-					MRC5525
6	WASHER, M6, SPRUNG \$	9	-					WL106002
7	NUT, M6 \$	9	-					FN106046
8	SEAL, 1.6M \$	1	-					MRC8626
9	BOLT - HEX.HEAD, M6 X 20MM, FLANGED HEAD \$	2	-		(V)9A766283			FS106206
9	BOLT - HEX.HEAD, M6 X 20MM, FLANGED HEAD \$	2	-	(V)9A766284				SH106202
10	WASHER, PLAIN \$	4	Y					BYF500030
11	WASHER, M6, SPRUNG \$	4	-					WL106002
12	NUT-LOKUT \$	4	-					NK106082
13	BOLT - HEX.HEAD, M6 X 20MM, FLANGED HEAD \$	6	-					FS106206
14	WASHER-PLAIN \$	12	-					MRC5525
15	WASHER, M6, SPRUNG \$	6	-					WL106002
16	NUT, M6 \$	6	-					FN106046
17	BASE ASSEMBLY-SEAT, (CHASSIS CREW CAB, '130" WHEELBASE' OR CREW CAB HCPU, '130" WHEELBASE') \$	1	-					ACC710620
18	BRACKET - SUPPORT, (CREW CAB PICK UP, '110" WHEELBASE' OR CHASSIS CREW CAB, '130" WHEELBASE' OR CREW CAB HCPU, '130" WHEELBASE') \$	2	-					HXX500160
19	PLATE - SUPPORT, SEATS \$	4	-					AFP710230
20	SHIELD, RH, UNDERBODY \$	1	-		(V)8A752910			KRN500240
20	SHIELD, RH, UNDERBODY, LESS SIDE RUNNERS \$	1	-	(V)8A752911				KRN500280
20	SHIELD, RH, UNDERBODY, WITH SIDE RUNNERS \$	1	-	(V)8A752911				KRN500300
21	SHIELD, LH, UNDERBODY \$	1	-		(V)8A752910			KRN500250
21	SHIELD, LH, UNDERBODY, LESS SIDE RUNNERS \$	1	-	(V)8A752911				KRN500290
21	SHIELD, LH, UNDERBODY, WITH SIDE RUNNERS \$	1	-	(V)8A752911				KRN500310
22	NUT, M6 \$	4	-					DYH500010
23	SCREW, M6 X 16MM \$	8	-					FS106166
24	PLUG - BLANKING, LESS HEATED SEATS \$	2	-					14A7081L

With compliments from ,  
Catalogue: Defender 2007-  
Section: C01.411 SEATBASE FITTINGS (FROM (V)7A000001)

---

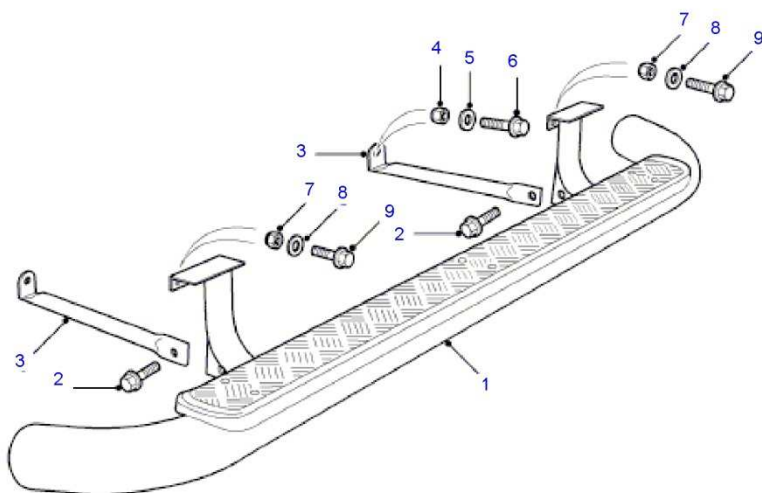


C01.411  
07-2007  
L8  
LN0026A

Callout	Description	Qty	OSI	From	To		E	Number
1	LID ASSEMBLY-LOCKER, LESS TUNNEL CONSOLE, CENTRE \$	1	-		(V)CA999999			AJH710070
1	LID ASSEMBLY-LOCKER, LESS TUNNEL CONSOLE, CENTRE, (LESS SPEAKER OR WITH 2 SPEAKERS OR WITH 2 FRONT AND 2 REAR SPEAKERS) \$	1	-	(V)DA000001				AJH710070
1	LID ASSEMBLY-LOCKER, LESS TUNNEL CONSOLE, CENTRE, 4 SPEAKERS + SUBWOOFER \$	1	-	(V)DA000001				LR041449
2	LID ASSEMBLY-LOCKER \$	1	-					ALR5110
3	LID ASSEMBLY-LOCKER, RH \$	1	-					AJH710030
4	SCREW, SELF TAPPING, NO 10 X 5 X 8, TO COVER PLATE CENTRE \$	4	-					AB610055L
5	WASHER, M6, OVERSIZE \$	4	-					WC106041L
6	NUT-SPIRALOK \$	4	-					53K3039L
7	STOP-REAR SEAT LOCATING \$	2	-					MXC6338
8	CATCH OVERCENTRE \$	2	-					MRC8388
9	PLUG-BLANKING, PLASTIC, 13MM, SEATBASE \$	1	-					338015
9	PLUG-BLANKING, PLASTIC, 50MM, SEATBASE \$	1	-					338028
9	PLUG-BLANKING, 14MM, PLASTIC, SEATBASE \$	4	-					338017
9	PLUG-BLANKING, 30MM \$	1	-					BD155888
10	FOAM-PAD-SELF ADHESIVE \$	X	-					MTC7458

With compliments from ,  
Catalogue: Defender 2007-  
Section: C01.412 SIDE RUNNER

---



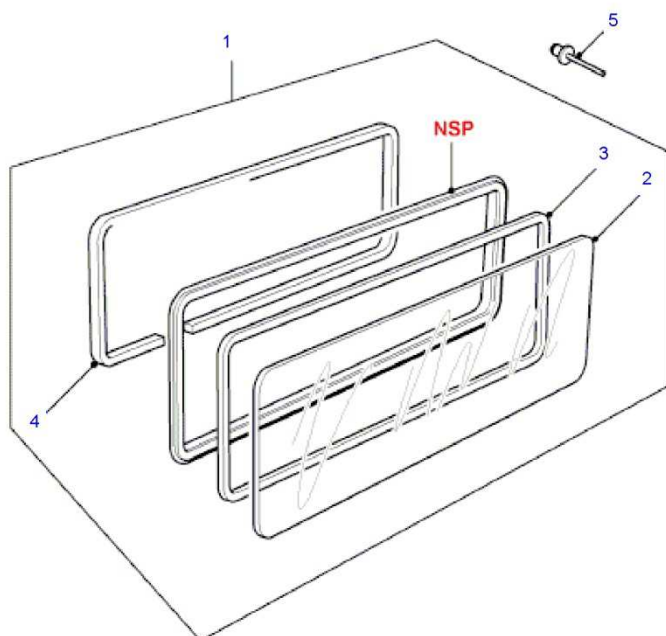
C01.412  
04-2007  
L8  
LN0335

Callout	Description	Qty	OSI	From	To		E	Number
1	STEP-SIDE RUNNER, BLACK, '110" WHEELBASE' \$	2	Y		(V)BA999999			DFE500110PMA
1	STEP-SIDE RUNNER, BLACK, '110" WHEELBASE' \$	2	-	(V)CA000001				LR029294
1	STEP-SIDE RUNNER, RH, BLACK, '90" WHEELBASE' \$	1	Y		(V)BA999999			DFE500120PMA
1	STEP-SIDE RUNNER, RH, BLACK, '90" WHEELBASE' \$	1	-	(V)CA000001				LR029295
1	STEP-SIDE RUNNER, BLACK, LH, '90" WHEELBASE' \$	1	Y		(V)BA999999			DFE500130PMA
1	STEP-SIDE RUNNER, BLACK, LH, '90" WHEELBASE' \$	1	-	(V)CA000001				LR029297
2	SCREW, M8 X 20MM, BRACE TO STEP, '110" WHEELBASE' \$	4	-					FS108207L
2	SCREW, M8 X 20MM, BRACE TO STEP, '90" WHEELBASE' \$	2	-					FS108207L
3	BRACE, BLACK, '110" WHEELBASE' \$	4	Y		(V)BA999999			DFE500100PMA
3	BRACE, BLACK, '110" WHEELBASE' \$	4	-	(V)CA000001				LR029296
3	BRACE, BLACK, '90" WHEELBASE' \$	2	Y		(V)BA999999			DFE500100PMA
3	BRACE, BLACK, '90" WHEELBASE' \$	2	-	(V)CA000001				LR029296
4	NUT - HEX., M8, NYLOC, BRACE TO CHASSIS, '110" WHEELBASE' \$	4	-					FY108046
4	NUT - HEX., M8, NYLOC, BRACE TO CHASSIS, '90" WHEELBASE' \$	2	-					FY108046
5	WASHER, M8, BRACE TO CHASSIS, '110" WHEELBASE' \$	4	-					WJ108006
5	WASHER, M8, BRACE TO CHASSIS, '90" WHEELBASE' \$	2	-					WJ108006
6	SCREW, M8 X 25MM, BRACE TO CHASSIS, '110" WHEELBASE' \$	4	Y					FS108257L
6	SCREW, M8 X 25MM, BRACE TO CHASSIS, '90" WHEELBASE' \$	2	Y					FS108257L
7	NUT - HEX., M8, NYLOC, SIDE STEP TO BC POST, '110" WHEELBASE' \$	4	-					FY108046
7	NUT - HEX., M8, NYLOC, SIDE STEP TO SILL, '90" WHEELBASE' \$	4	-					FY108046
8	WASHER, M8, SIDE STEP TO BC POST, '110" WHEELBASE' \$	4	-					WJ108006
8	WASHER, M8, SIDE STEP TO SILL, '90" WHEELBASE' \$	4	-					WJ108006
9	SCREW, M8 X 25MM, SIDE STEP TO BC POST, '110" WHEELBASE' \$	4	Y					FS108257L
9	SCREW, M8 X 25MM, SIDE STEP TO BC POST, '90" WHEELBASE' \$	4	Y					FS108257L

With compliments from ,

Catalogue: Defender 2007-

Section: C01.415 SIDE WINDOW - FIXED (HARD TOP, '90" WHEELBASE', WITH FIXED REAR SIDE WINDOW FROM (V)7A000001)



C01.415  
01-2007  
L8  
LN0296

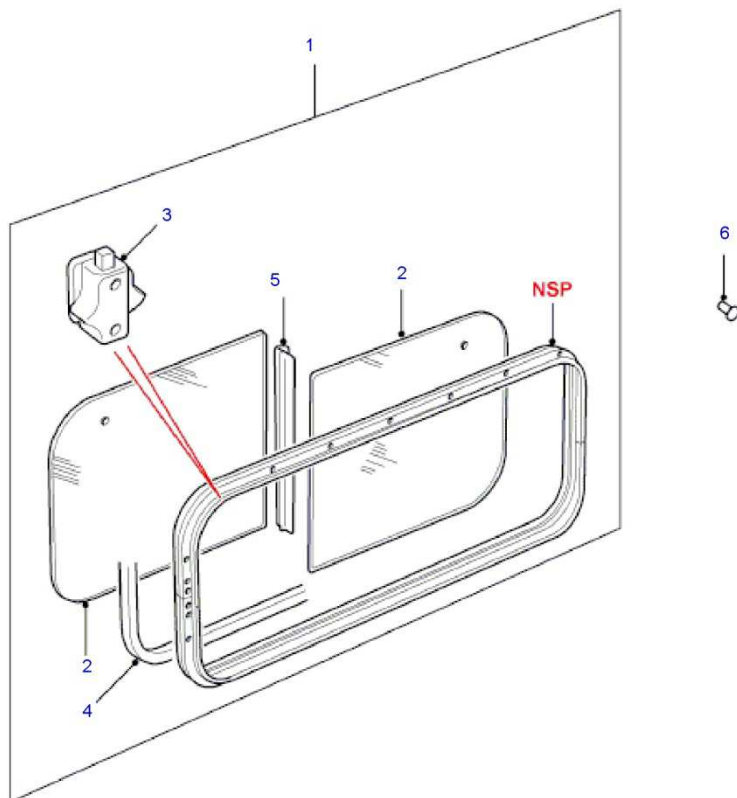


Callout	Description	Qty	OSI	From	To		E	Number
1	GLASS ASSEMBLY-BODYSIDE, CLEAR. \$	2	-					CPB000111
2	GLASS-BODYSIDE, CLEAR. \$	1	-					CPB000130
3	SEAL \$	1	-					CPT000030
4	FILLER STRIP \$	1	-					CNL000030
5	RIVET \$	48	-					RU610313L

With compliments from ,

Catalogue: Defender 2007-

Section: C01.420 SIDE WINDOW - SLIDING (HARD TOP, '110" WHEELBASE', WITH SLIDING REAR SIDE WINDOW FROM (V)7A000001)



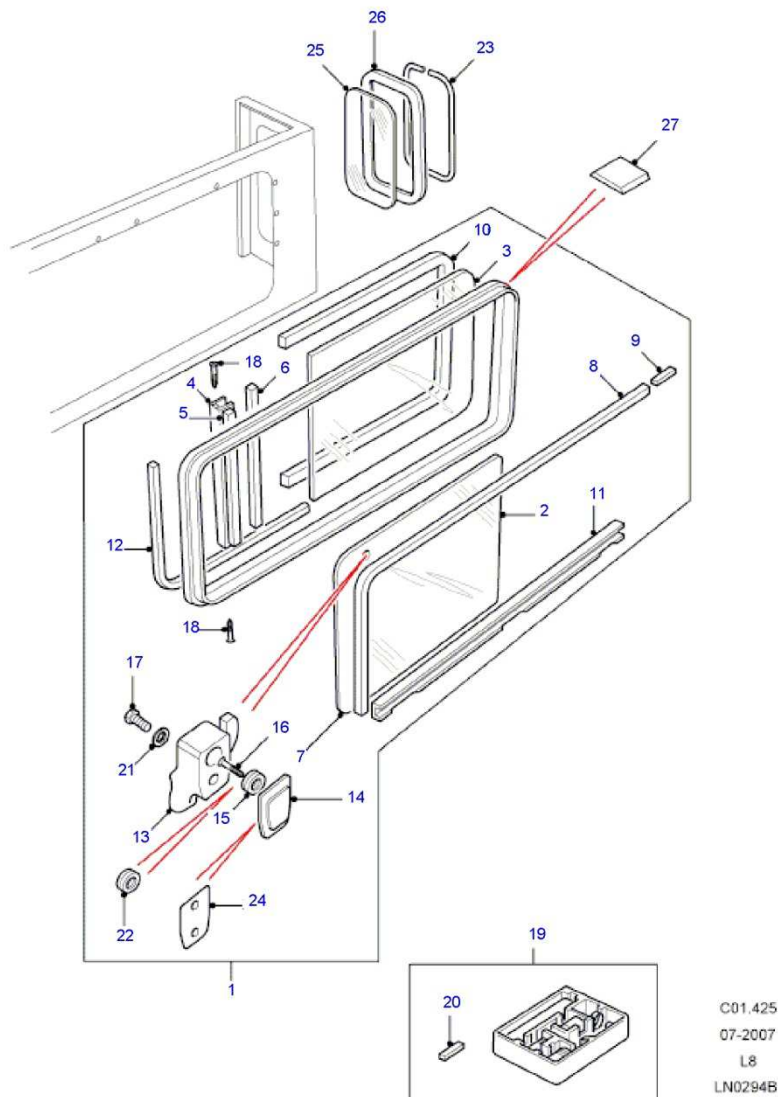
C01.420  
01-2007  
L8  
LN0295

Callout	Description	Qty	OSI	From	To	E	Number
1	GLASS ASSEMBLY-BODYSIDE SLIDING, RH \$	1	-		(V)CA555554		CPB500840
1	GLASS ASSEMBLY-BODYSIDE SLIDING, RH \$	1	-	(V)CA555555			LR044315
1	GLASS ASSEMBLY-BODYSIDE SLIDING, LH \$	1	-		(V)CA555554		CPB500850
1	GLASS ASSEMBLY-BODYSIDE SLIDING, LH \$	1	-	(V)CA555555			LR044316
2	GLASS-BACKLIGHT SLIDING \$	2	-				MWC4726
3	CATCH ASSEMBLY-SIDE OPENING WINDOW, LH \$	1	-				MWC7625
3	CATCH ASSEMBLY-SIDE OPENING WINDOW, RH \$	1	-				MWC7648
4	FELT-NVH, RH \$	2	-				MWC7620
5	SEAL \$	1	-				MWC7652
6	RIVET \$	72	-				RU610253

With compliments from ,

Catalogue: Defender 2007-

Section: C01.425 SIDE WINDOWS (STATION WAGON - 5 DOOR, '110" WHEELBASE' FROM (V)7A000001 OR STATION WAGON - 3 DOOR, '90" WHEELBASE' FROM (V)7A000001 OR HARD TOP, '90" WHEELBASE', WITH SLIDING REAR SIDE WINDOW FROM (V)7A000001 OR HARD TOP, '110" WHEELBASE', WITH SLIDING REAR SIDE WINDOW FROM (V)7A000001)



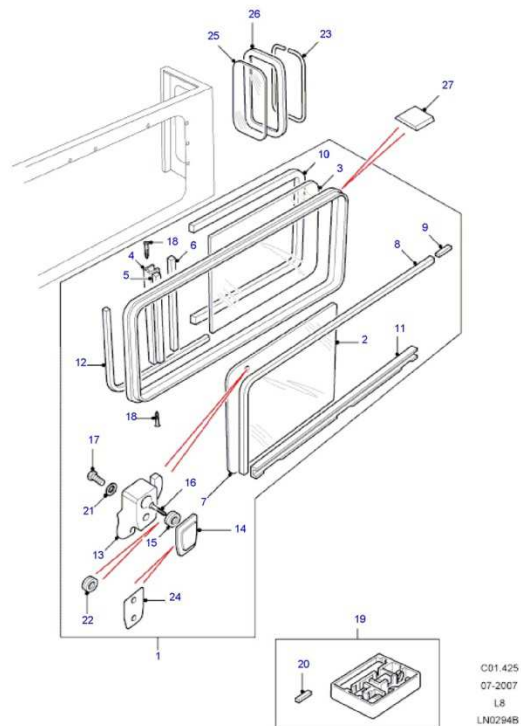
Callout	Description	Qty	OSI	From	To	E	Number
1	GLASS ASSEMBLY-BODYSIDE SLIDING, RH, WITH CLEAR GLASS - COMPLETE \$	1	-		(V)7A739398		CPB500720
1	GLASS ASSEMBLY-BODYSIDE SLIDING, RH, WITH CLEAR GLASS - COMPLETE \$	1	Y	(V)7A739399	(V)9A999999		<del>CPB500880</del>
1	GLASS ASSEMBLY-BODYSIDE SLIDING, RH, WITH CLEAR GLASS - COMPLETE \$	1	-	(V)AA000001			LR018575
1	GLASS ASSEMBLY-BODYSIDE SLIDING, LH, WITH CLEAR GLASS - COMPLETE \$	1	-		(V)7A739398		CPB500730
1	GLASS ASSEMBLY-BODYSIDE SLIDING, LH, WITH CLEAR GLASS - COMPLETE \$	1	-	(V)7A739399	(V)9A999999		CPB500890
1	GLASS ASSEMBLY-BODYSIDE SLIDING, LH, WITH CLEAR GLASS - COMPLETE \$	1	-	(V)AA000001			LR018573
1	GLASS ASSEMBLY-BODYSIDE SLIDING, RH, WITH TINTED GLASS ALL ROUND \$	1	-		(V)7A739398		CPB500740
1	GLASS ASSEMBLY-BODYSIDE SLIDING, RH, WITH TINTED GLASS ALL ROUND \$	1	Y	(V)7A739399	(V)9A999999		<del>CPB500900</del>
1	GLASS ASSEMBLY-BODYSIDE SLIDING, RH, WITH TINTED GLASS ALL ROUND \$	1	-	(V)AA000001			LR018574
1	GLASS ASSEMBLY-BODYSIDE SLIDING, LH, WITH TINTED GLASS ALL ROUND \$	1	-		(V)7A739398		CPB500750
1	GLASS ASSEMBLY-BODYSIDE SLIDING, LH, WITH TINTED GLASS ALL ROUND \$	1	Y	(V)7A739399	(V)9A999999		<del>CPB500910</del>
1	GLASS ASSEMBLY-BODYSIDE SLIDING, LH, WITH TINTED GLASS ALL ROUND \$	1	-	(V)AA000001			LR018576
2	GLASS-BODYSIDE, FRONT, SLIDING, WITH CLEAR GLASS - COMPLETE \$	1	-				CPB000200
2	GLASS-BODYSIDE, FRONT, SLIDING, WITH TINTED GLASS ALL ROUND \$	1	-				CPB000220
3	GLASS-BODYSIDE, REAR, FIXED, WITH CLEAR GLASS - COMPLETE \$	1	-				CPB000160
3	GLASS-BODYSIDE, REAR, FIXED, WITH TINTED GLASS ALL ROUND \$	1	-				CPB000180
4	RAIL GUIDE-DRAUGHT, LH \$	2	-				CNM000010
4	RAIL GUIDE-DRAUGHT, RH \$	2	-				CNM500010
5	SEAL \$	2	-				CPE000020
6	STRIP-GLAZING \$	2	-				CZE000010
7	FELT-NVH \$	2	-				CZL000030
8	FELT-SLIDING GLASS-CAB-REAR PANEL \$	2	-				CZL000020
9	BUFFER-STOP \$	2	-				CNK000010
10	GLAZING RUBBER, RH \$	1	-				CPT000020
10	GLAZING RUBBER, LH \$	1	-				CPT000040
11	CHANNEL-REAR QUARTER GLASS RUN, RH \$	1	-				CNJ000010
11	CHANNEL-REAR QUARTER GLASS RUN, LH \$	1	-				CNJ000020

➤ See next page

With compliments from ,

Catalogue: Defender 2007-

Section: C01.425 SIDE WINDOWS (STATION WAGON - 5 DOOR, '110" WHEELBASE' FROM (V)7A000001 OR STATION WAGON - 3 DOOR, '90" WHEELBASE' FROM (V)7A000001 OR HARD TOP, '90" WHEELBASE', WITH SLIDING REAR SIDE WINDOW FROM (V)7A000001 OR HARD TOP, '110" WHEELBASE', WITH SLIDING REAR SIDE WINDOW FROM (V)7A000001)



© 2004 - 2012 Infomedia Ltd and its licensors.

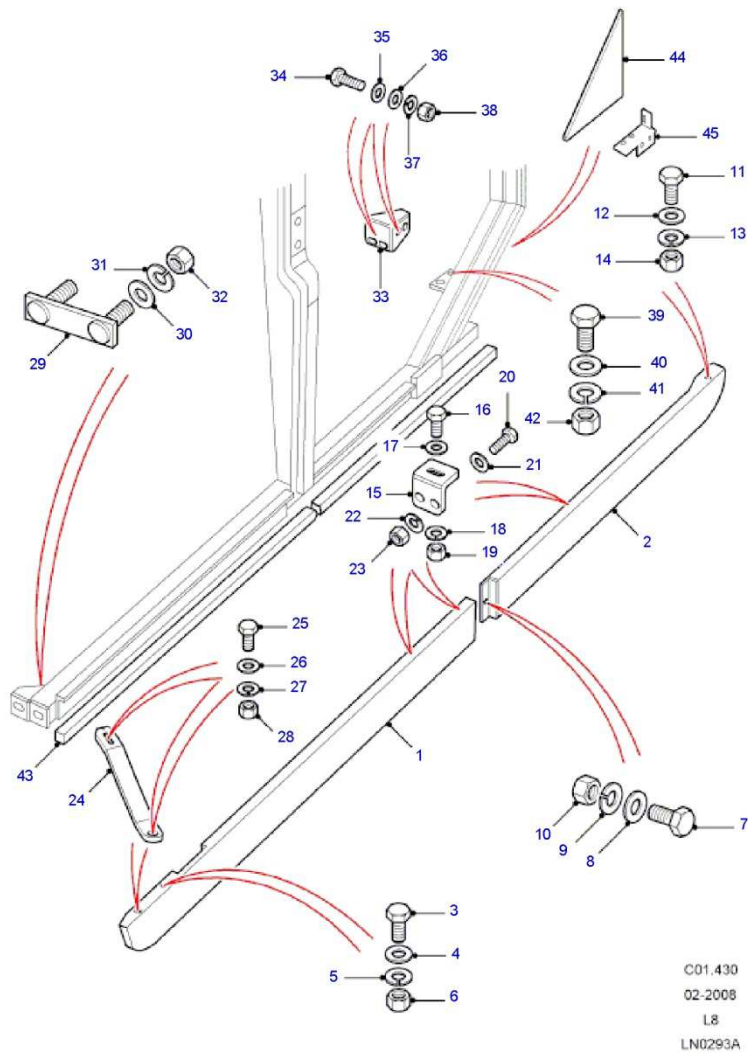
➤ Continued

12	FILLER STRIP \$	2	-				CNL000010
13	CATCH, RH \$	1	-				CPL000020
13	CATCH, LH \$	1	-				CPL000030
14	BLOCK-FIXING-CATCH SLIDE WINDOW \$	2	-				CPK000010
15	BUTTON-QUARTERLIGHT CATCH \$	2	-				CNR000010
16	SCREW \$	2	-				CYP000040
17	SCREW \$	2	-				CYP000050
18	SCREW-SELF TAPPING, COUNTER SUNK \$	4	-				CYP000030
19	KIT - REPAIR \$	1	-				CES500020
20	SPACER \$	8	-				CYF500010
21	WASHER- SHAKEPROOF, 4 BA \$	2	-				CYF000040
22	BUSH \$	4	-				CNT000010
23	FILLER STRIP \$	2	Y	(V)8A761299			CHB500010
23	FILLER STRIP \$	2	-	(V)8A761300			CHB500050
24	GASKET \$	2	-				CPT000010
25	GLASS-REAR QUARTER, BACK, 4 MM GLASS, WITH CLEAR GLASS - COMPLETE \$	2	-				MWC4715
25	GLASS-REAR QUARTER, BACK, 4 MM GLASS, WITH TINTED GLASS ALL ROUND \$	2	-				MWC4716
26	STRIP-GLAZING, 4 MM GLASS \$	2	-	(V)8A761299			CGE500450
26	STRIP-GLAZING, 4 MM GLASS \$	2	-	(V)8A761300			CGE500660
27	SPACER \$	10	-				CPF500020

With compliments from ,

Catalogue: Defender 2007-

Section: C01.430 SILL PANELS (CHASSIS CREW CAB, '130" WHEELBASE' FROM (V)7A000001 OR CREW CAB PICK UP, '110" WHEELBASE' FROM (V)7A000001 OR STATION WAGON - 5 DOOR, '110" WHEELBASE' FROM (V)7A000001 OR STATION WAGON UTILITY - 5 DOOR, '110" WHEELBASE' FROM (V)7A000001 OR CREW CAB HCPU, '130" WHEELBASE' FROM (V)7A000001 OR CHASSIS CAB, '130" WHEELBASE' FROM (V)7A000001)





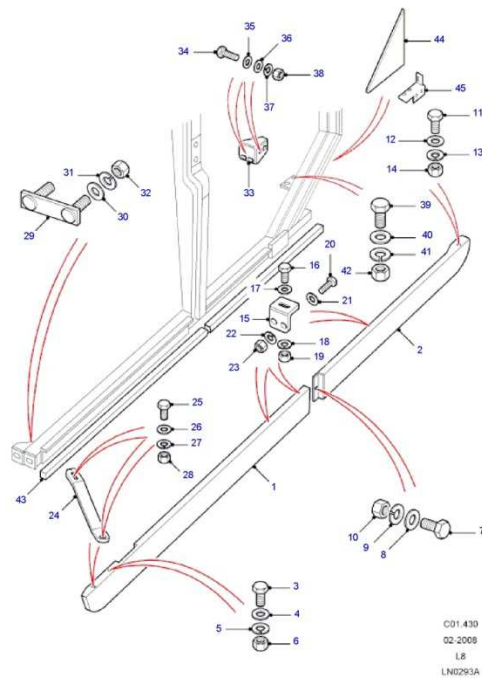
Callout	Description	Qty	OSI	From	To	E	Number
1	SILL, FRONT, RH \$	1	-				RTC6205
1	SILL, FRONT, LH \$	1	-				RTC6206
2	SILL, OUTER, REAR, RH, '110" WHEELBASE' \$	1	-				RTC6209
2	SILL, OUTER, REAR, LH, '110" WHEELBASE' \$	1	-				RTC6210
2	SILL, OUTER, REAR, RH, (CHASSIS CREW CAB, '130" WHEELBASE' OR CREW CAB HCPU, '130" WHEELBASE') \$	1	-				ALR9812
2	SILL, OUTER, REAR, LH, (CHASSIS CREW CAB, '130" WHEELBASE' OR CREW CAB HCPU, '130" WHEELBASE') \$	1	-				ALR9813
2	SILL, OUTER, REAR, RH, CHASSIS CAB, '130" WHEELBASE' \$	1	-				337812
2	SILL, OUTER, REAR, LH, CHASSIS CAB, '130" WHEELBASE' \$	1	-				337813
3	SCREW-FLANGED HEAD, M6 X 16MM, FLANGED HEAD \$	4	-				FS106167L
4	WASHER-PLAIN, STANDARD \$	8	-				MRC5525
5	WASHER, M6, SPRUNG \$	8	-				WL106002
6	NUT - HEX., M6, HEXAGONAL HEAD, NYLOC \$	4	-				FY106046
7	SCREW-FLANGED HEAD, M6 X 16MM, FLANGED HEAD \$	2	-				FS106167L
8	WASHER-PLAIN, STANDARD \$	4	-				RTC609
9	WASHER-SPRING, M6, SQUARE \$	2	-				WM106001L
10	NUT - HEX., M6, HEXAGONAL HEAD, NYLOC \$	2	-				FY106046
11	SCREW-FLANGED HEAD, M6 X 16MM, FLANGED HEAD \$	4	-				FS106167L
12	WASHER-PLAIN, STANDARD \$	4	-				RTC609
13	WASHER-SPRING, M6, SQUARE \$	4	-				WM106001L
14	NUT - HEX., M6, HEXAGONAL HEAD, NYLOC \$	4	-				FY106046
15	BRACKET \$	4	-				MRC9438
16	BOLT - HEX.HEAD, M6 X 20MM, FLANGED HEAD \$	4	-				FS106206
17	WASHER-PLAIN, STANDARD \$	8	-				AFU1069
18	WASHER, M6, SPRUNG \$	4	-				WL106002
19	NUT - HEX., M6, HEXAGONAL HEAD, NYLOC \$	4	-				FY106046
20	SCREW-FLANGED HEAD, M6 X 16MM, FLANGED HEAD \$	4	-				FS106167L
21	WASHER-PLAIN, STANDARD \$	8	-				RTC609
22	WASHER-SPRING, M6, SQUARE \$	4	-				WM106001L
23	NUT, M6 \$	4	-				FN106046
24	STAY, FRONT \$	2	-				ASU710130
25	SCREW-FLANGED HEAD, M6 X 16MM, FLANGED HEAD \$	4	-				FS106167L

➤ See next page

With compliments from ,

Catalogue: Defender 2007-

Section: C01.430 SILL PANELS (CHASSIS CREW CAB, '130" WHEELBASE' FROM (V)7A000001 OR CREW CAB PICK UP, '110" WHEELBASE' FROM (V)7A000001 OR STATION WAGON - 5 DOOR, '110" WHEELBASE' FROM (V)7A000001 OR STATION WAGON UTILITY - 5 DOOR, '110" WHEELBASE' FROM (V)7A000001 OR CREW CAB HCPU, '130" WHEELBASE' FROM (V)7A000001 OR CHASSIS CAB, '130" WHEELBASE' FROM (V)7A000001)



© 2004 - 2012 Infomedia Ltd and its licensors.

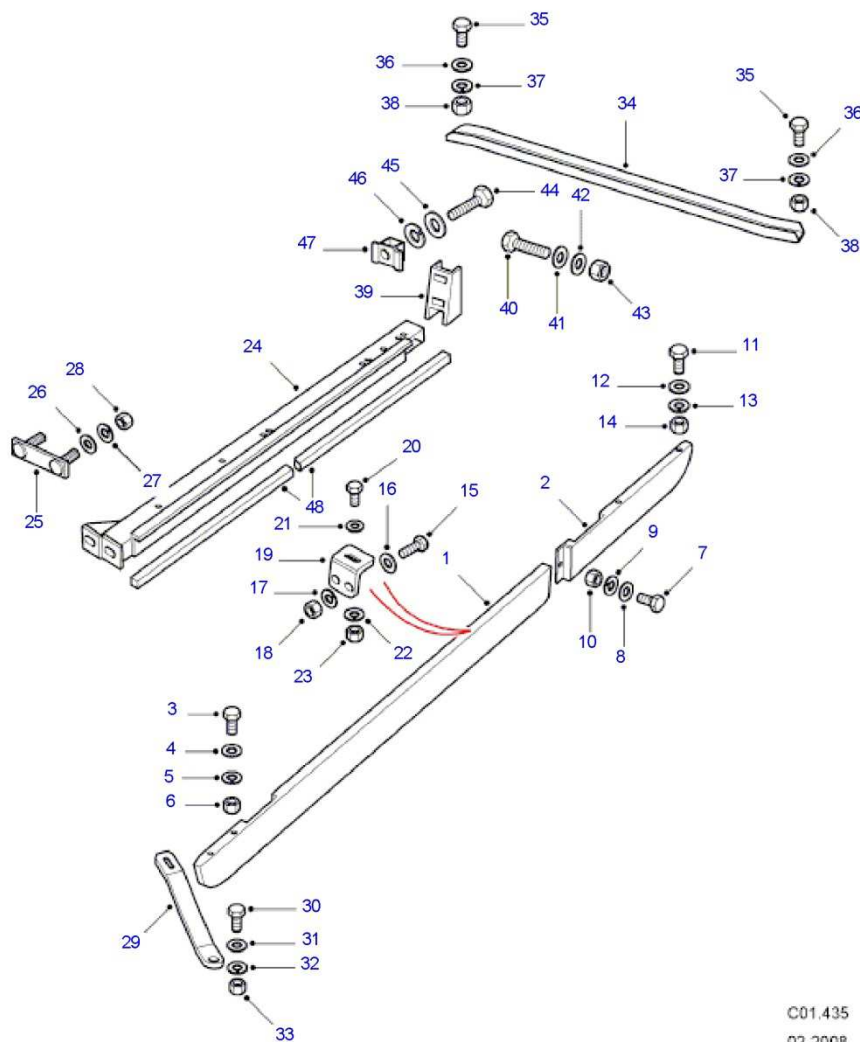
➤ Continued

26	WASHER, 6MM, PLAIN \$	4	-				WA106042
27	WASHER, M6, SPRUNG \$	4	-				WL106002
28	NUT, M6 \$	4	-				FN106046
29	STUD PLATE \$	2	-				AYR500130
30	WASHER-PLAIN \$	4	-				RTC610
31	WASHER-SPRING, '5/16"' \$	4	-				WM600051L
32	NUT - HEX., M8, FLANGE \$	4	Y				FN108041L
33	BRACKET, RH \$	1	Y		(V)8A777777		NR6359
33	BRACKET, RH \$	1	-	(V)8A777778			LR011892
33	BRACKET, LH \$	1	Y		(V)8A777777		NR6360
33	BRACKET, LH \$	1	-	(V)8A777778			LR011890
34	SCREW, M8 X 25, HEXAGONAL SOCKET, HIGH TENSILE, TO BRACKET \$	8	-				SX108251
35	WASHER-PLAIN \$	2	-				WP185L
36	PIN-SPLIT \$	16	-				RTC601
37	WASHER-SPRING, '5/16"' \$	8	-				WM600051L
38	NUT - HEX., M8, FLANGE \$	8	Y				FN108041L
39	SCREW, M8 X 16, FLANGED HEAD, TO FRAME \$	4	-				FS108161L
40	WASHER, M8 \$	4	-				WC108051L
41	WASHER-SPRING, '5/16"' \$	4	-				WM600051L
42	NUT - HEX., M8, FLANGE \$	4	Y				FN108041L
43	SEAL, SILL/FLOOR \$	2	-				ALR6368
44	PANEL REAR QUARTER, RH, '130" WHEELBASE' \$	1	-				ALR9804
44	PANEL REAR QUARTER, LH, '130" WHEELBASE' \$	1	-				ALR9803
45	BRACKET-SILL EXTENSION FIXING, RH, '130" WHEELBASE' \$	1	-				ALR9802
45	BRACKET-SILL EXTENSION FIXING, LH, '130" WHEELBASE' \$	1	-				ALR9801

With compliments from ,

Catalogue: Defender 2007-

Section: C01.435 SILL PANELS ('90" WHEELBASE' FROM (V)7A000001 OR HIGH CAPACITY PICK UP, '110" WHEELBASE' FROM (V)7A000001 OR CHASSIS CAB, '110" WHEELBASE' FROM (V)7A000001 OR SOFT TOP, '110" WHEELBASE' FROM (V)7A000001 OR PICK UP, '110" WHEELBASE' FROM (V)7A000001 OR HARD TOP, '110" WHEELBASE' FROM (V)7A000001)

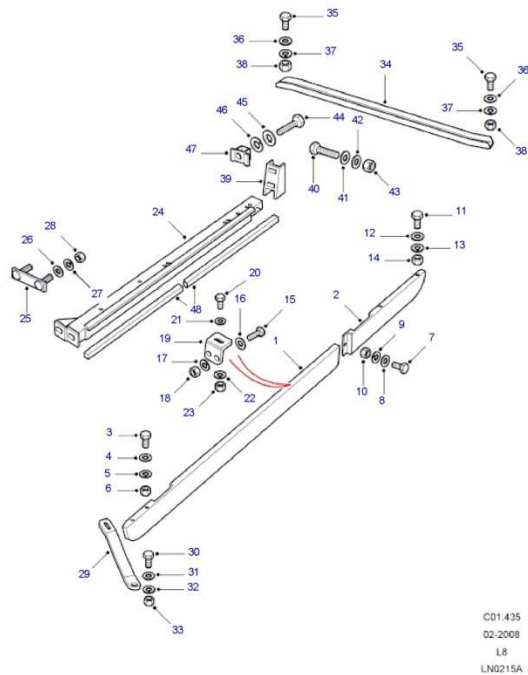


C01.435  
02-2008  
L8  
LN0215A

Callout	Description	Qty	OSI	From	To	E	Number
1	SILL, FRONT, RH \$	1	-				RTC6205
1	SILL, FRONT, LH \$	1	-				RTC6206
2	SILL, REAR, RH, '90" WHEELBASE' \$	1	-				MTC8292
2	SILL, REAR, LH, '90" WHEELBASE' \$	1	-				MTC8293
2	SILL, REAR, RH, (CHASSIS CAB, '110" WHEELBASE' OR HIGH CAPACITY PICK UP, '110" WHEELBASE') \$	1	-				337812
2	SILL, REAR, LH, (HIGH CAPACITY PICK UP, '110" WHEELBASE' OR CHASSIS CAB, '110" WHEELBASE') \$	1	-				337813
2	SILL, REAR, RH, (SOFT TOP, '110" WHEELBASE' OR PICK UP, '110" WHEELBASE' OR HARD TOP, '110" WHEELBASE') \$	1	-				MRC5049
2	SILL, REAR, LH, (SOFT TOP, '110" WHEELBASE' OR PICK UP, '110" WHEELBASE' OR HARD TOP, '110" WHEELBASE') \$	1	-				MRC5050
3	SCREW-FLANGED HEAD, M6 X 16MM, FLANGED HEAD, SILL PANEL TO OUTER WING \$	4	-				FS106167L
4	WASHER-PLAIN, STANDARD, SILL PANEL TO OUTER WING \$	8	-				MRC5525
5	WASHER, M6, SPRUNG, SILL PANEL TO OUTER WING \$	4	-				WL106002
6	NUT - HEX., M6, HEXAGONAL HEAD, NYLOC, SILL PANEL TO OUTER WING \$	4	-				FY106046
7	SCREW-FLANGED HEAD, M6 X 16MM, FLANGED HEAD, FRONT TO REAR SILL PANEL \$	2	-				FS106167L
8	WASHER-PLAIN, STANDARD, FRONT TO REAR SILL PANEL \$	4	-				RTC609
9	WASHER-SPRING, M6, SQUARE, FRONT TO REAR SILL PANEL \$	2	-				WM106001L
10	NUT - HEX., M6, HEXAGONAL HEAD, NYLOC, FRONT TO REAR SILL PANEL \$	2	-				FY106046
11	SCREW-FLANGED HEAD, M6 X 16MM, FLANGED HEAD, TO SILL PANEL REAR \$	14	-				FS106167L
12	WASHER-PLAIN, STANDARD, TO SILL PANEL REAR \$	12	-				RTC609
13	WASHER-SPRING, M6, SQUARE, TO SILL PANEL REAR \$	6	-				WM106001L
14	NUT - HEX., M6, HEXAGONAL HEAD, NYLOC, TO SILL PANEL REAR \$	14	-				FY106046
15	SCREW-FLANGED HEAD, M6 X 16MM, FLANGED HEAD, SILL PANEL TO CHANNEL BRACKET \$	4	-				FS106167L
16	WASHER-PLAIN, STANDARD, SILL PANEL TO CHANNEL BRACKET \$	8	-				RTC609
17	WASHER-SPRING, M6, SQUARE, SILL PANEL TO CHANNEL BRACKET \$	4	-				WM106001L
18	NUT - HEX., M6, HEXAGONAL HEAD, NYLOC, SILL PANEL TO CHANNEL BRACKET \$	4	-				FY106046
19	BRACKET \$	4	-				MRC9438
20	BOLT - HEX.HEAD, M6 X 20MM, FLANGED HEAD, BRACKET TO SILL CHANNEL \$	4	-				FS106206
21	WASHER-PLAIN, BRACKET TO SILL CHANNEL \$	8	-				AFU1069
22	WASHER, M6, SPRUNG, BRACKET TO SILL CHANNEL \$	4	-				WL106002
23	NUT - HEX., M6, HEXAGONAL HEAD, NYLOC, BRACKET TO SILL CHANNEL \$	4	-				FY106046
24	CHANNEL ASSEMBLY-SILL, RH \$	1	Y		(V)9A888887		AJL710020
24	CHANNEL ASSEMBLY-SILL, RH \$	1	Y	(V)9A888888	(V)AA792700		LR016691

➤ See next page

With compliments from ,  
Catalogue: Defender 2007 -  
Section: C01.435 SILL PANELS '90" WHEELBASE' FROM (V)7A000001 OR HIGH CAPACITY PICK UP, '110" WHEELBASE' FROM (V)7A000001 OR CHASSIS CAB, '110" WHEELBASE' FROM (V)7A000001 OR SOFT TOP, '110" WHEELBASE' FROM (V)7A000001 OR PICK UP, '110" WHEELBASE' FROM (V)7A000001 OR HARD TOP, '110" WHEELBASE' FROM (V)7A000001)



C01.435  
02-2008  
L8  
LN0215A

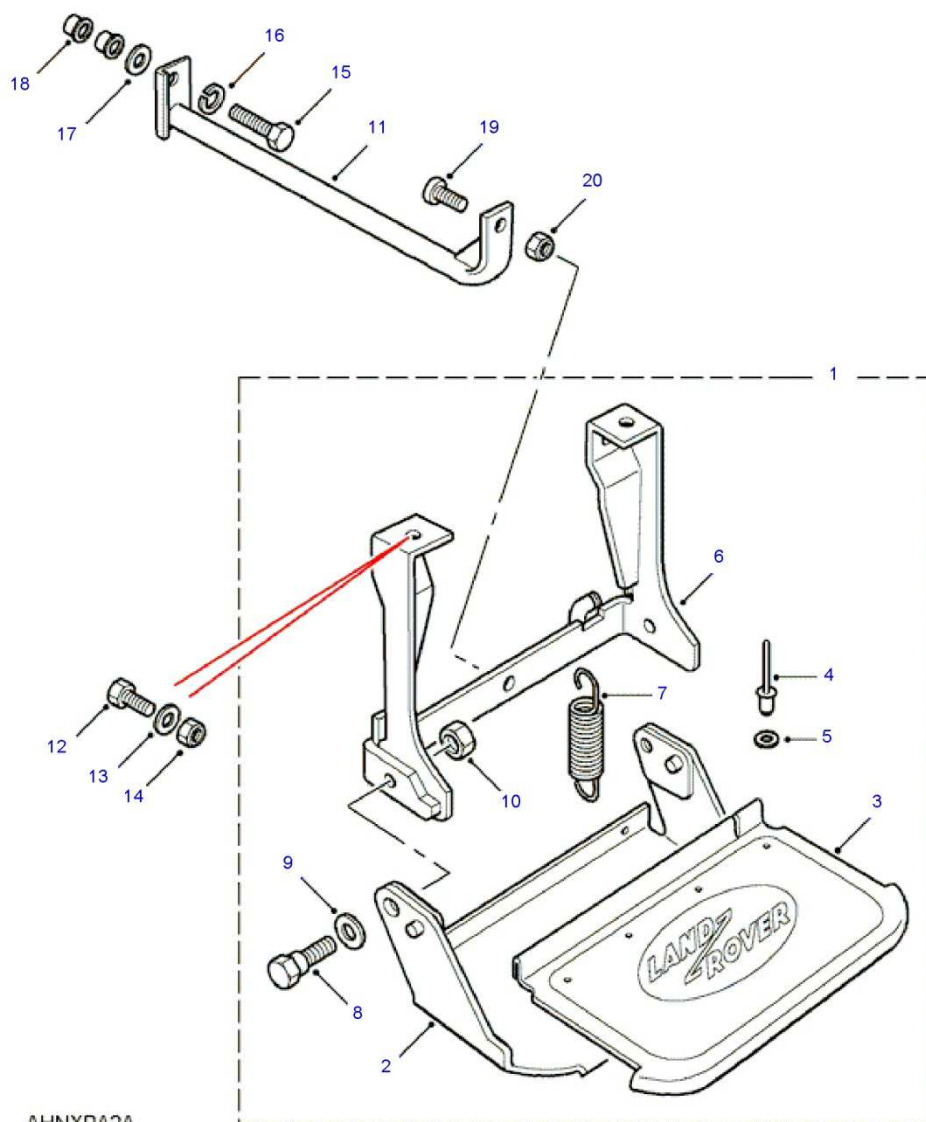
➤ Continued

24	CHANNEL ASSEMBLY-SILL, RH \$	1	-	(V)AA792701			LR023157
24	CHANNEL ASSEMBLY-SILL, LH \$	1	Y		(V)9A888887		AJL710030
24	CHANNEL ASSEMBLY-SILL, LH \$	1	Y	(V)9A888888	(V)AA792700		LR016763
24	CHANNEL ASSEMBLY-SILL, LH \$	1	-	(V)AA792701			LR023164
25	STUD PLATE \$	2	-				AYR500130
26	WASHER-PLAIN \$	4	-				RTC610
27	WASHER-SPRING, '5/16"' \$	4	-				WM600051L
28	NUT - HEX., M8, FLANGE \$	4	-				FN108046
29	STAY, FRONT \$	2	-				ASU710130
30	SCREW-FLANGED HEAD, M6 X 16MM, FLANGED HEAD, TO FRONT STAY \$	4	-				FS106167L
31	WASHER, PLAIN, 6MM \$	4	-				WA106042
32	WASHER, M6, SPRUNG \$	4	-				WL106002
33	NUT - HEX., M6, HEXAGONAL HEAD, NYLOC \$	4	-				FY106046
34	STAY, CENTRE, (SOFT TOP, '110" WHEELBASE' OR PICK UP, '110" WHEELBASE' OR HARD TOP, '110" WHEELBASE') \$	2	-				ASU710140
35	SCREW-FLANGED HEAD, M6 X 16MM, FLANGED HEAD, TO CENTRE STAY, (SOFT TOP, '110" WHEELBASE' OR PICK UP, '110" WHEELBASE' OR HARD TOP, '110" WHEELBASE') \$	4	-				FS106167L
36	WASHER, PLAIN, 6MM, TO CENTRE STAY, (SOFT TOP, '110" WHEELBASE' OR PICK UP, '110" WHEELBASE' OR HARD TOP, '110" WHEELBASE') \$	4	-				WA106042
37	WASHER, M6, SPRUNG, TO CENTRE STAY, (SOFT TOP, '110" WHEELBASE' OR PICK UP, '110" WHEELBASE' OR HARD TOP, '110" WHEELBASE') \$	4	-				WL106002
38	NUT - HEX., M6, HEXAGONAL HEAD, NYLOC, TO CENTRE STAY, (SOFT TOP, '110" WHEELBASE' OR PICK UP, '110" WHEELBASE' OR HARD TOP, '110" WHEELBASE') \$	4	-				FY106046
39	BRACKET \$	2	-				347436
40	SCREW, FLANGED HEAD, M8 X 20MM, TO BRACKET MOUNTING \$	4	-				FS108207L
41	WASHER-PLAIN \$	8	-				RTC610
42	WASHER, M8, SPRUNG \$	4	-				WL108007L
43	NUT - HEX., M8, FLANGE \$	4	-				FN108046
44	BOLT - HEX.HEAD, M6 X 20MM, FLANGED HEAD, TO BRACKET MOUNTING \$	4	-				FS106206
45	WASHER, M6, SPRUNG \$	4	-				WL106002
46	WASHER, PLAIN \$	4	Y		(V)7A751598		BYF500030
46	WASHER, PLAIN \$	4	-	(V)7A751599			VYF500100
47	NUT-LOKUT \$	4	-				NK106082
48	SEAL, SILL/FLOOR, (HARD TOP, '90" WHEELBASE' OR HARD TOP, '110" WHEELBASE') \$	2	-				ALR6368

With compliments from ,

Catalogue: Defender 2007-

Section: C01.440 STEP ASSEMBLY FOLDING-SIDE DOORS (FROM (V)7A000001 TO (V)AA999999)



© 2004 - 2012 Infomedia Ltd and its licensors.

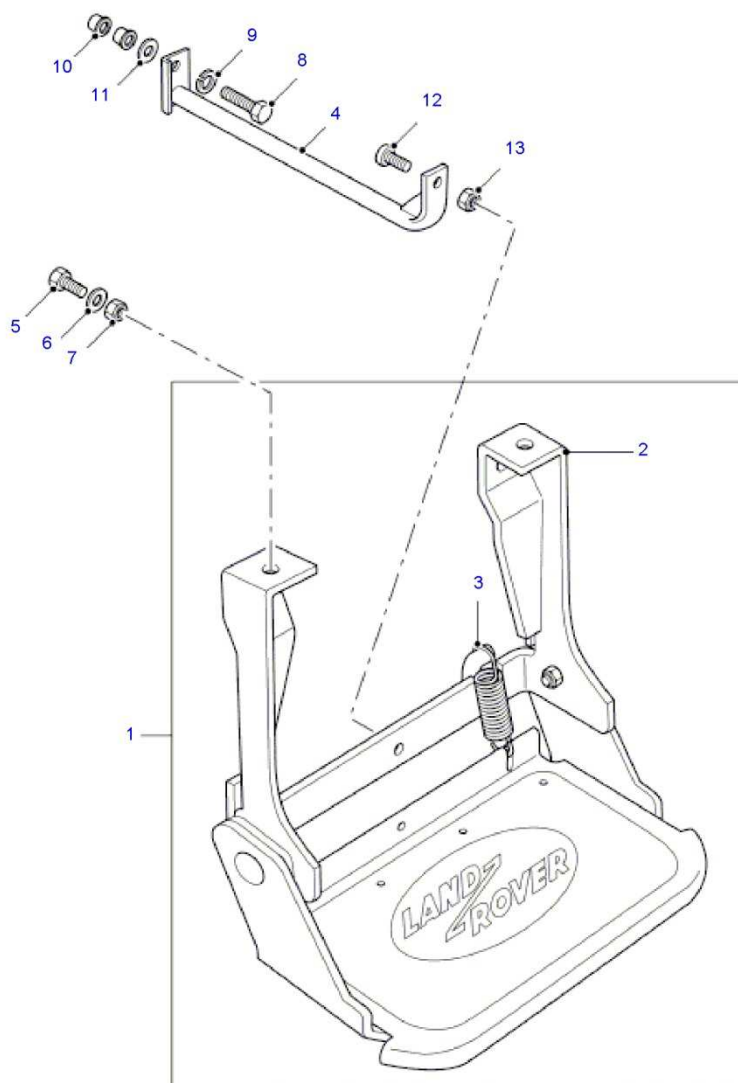


Callout	Description	Qty	OSI	From	To	E	Number
1	STEP ASSEMBLY-SIDE, PRODUCTION FIT \$	X	-				VTK500030
2	KIT-SIDE STEP, PRODUCTION FIT \$	1	-				MTC3021
3	TREAD PLATE \$	1	-				MTC3076
4	RIVET, '3/16" X 0.575"LNG' \$	X	-				RU612373L
5	WASHER, M5, PLAIN, STANDARD \$	4	-				WA105001L
6	BRACKET \$	1	-				MTC7465
7	SPRING \$	1	-				MTC1233
8	BOLT \$	2	Y				MTC7464
9	WASHER-PLAIN \$	2	-				WB114001L
10	NUT - HEX., M8, NYLOC \$	2	Y				NY108041
11	SUPPORT ASSEMBLY-SIDE STEP \$	1	-				MXC1624
12	SCREW, M8 X 25, FLANGED HEAD, STEP TO SILL \$	2	Y				FS108257L
13	WASHER, 8MM, STEP TO SILL \$	2	-				WA108056
14	NUT - HEX., M8, NYLOC, STEP TO SILL \$	2	Y				NY108041
15	SCREW, M8 X 25, FLANGED HEAD, BRACE TO CHASSIS \$	1	Y				FS108257L
16	WASHER, M8, SPRUNG, BRACE TO CHASSIS \$	1	-				WL108007L
17	WASHER, M8, BRACE TO CHASSIS \$	X	-				WC108051L
18	NUT - HEX., M8, HEXAGONAL, BRACE TO CHASSIS \$	1	Y				AYH101200
19	SCREW, BRACE TO STEP \$	1	-				SE108201L
20	NUT - HEX., M8, NYLOC, BRACE TO STEP \$	1	Y				NY108041

With compliments from ,

Catalogue: Defender 2007-

Section: C01.441 STEP ASSEMBLY FOLDING-SIDE DOORS ('90" WHEELBASE' FROM (V)BA000001 OR '110" WHEELBASE' FROM (V)BA000001)



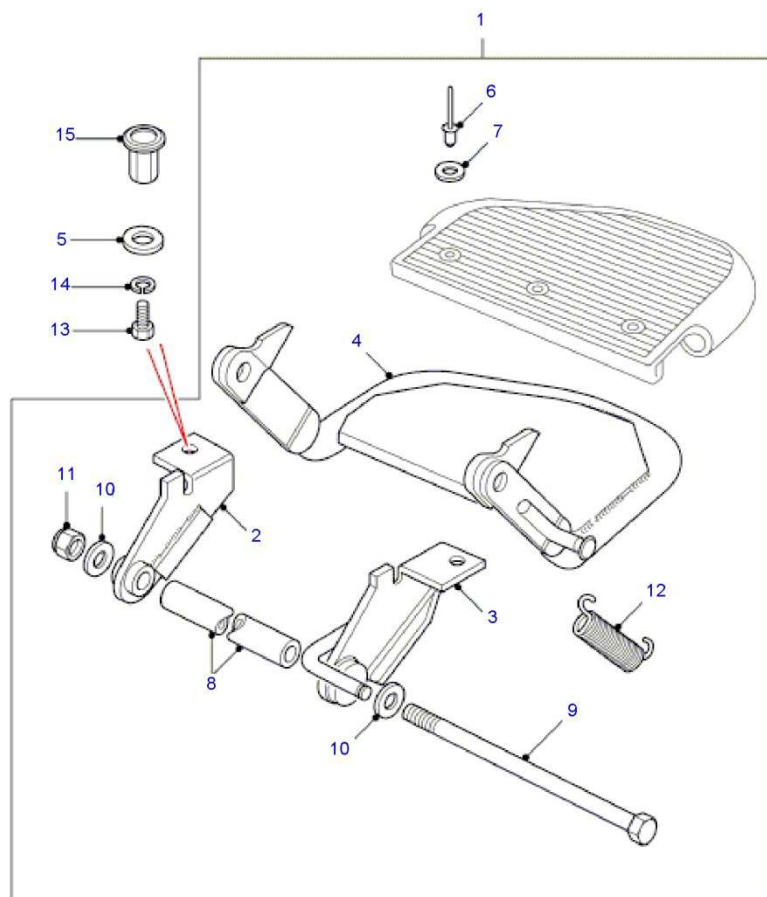
C01.441  
03-2011  
L8  
L8C01441A

Callout	Description	Qty	OSI	From	To		E	Number
1	STEP \$	1	-					LR020614
2	STEP - BODY SIDE, KIT - CONTAINS PLASTIC TRIMS FOR STEP ASSY \$	X	-					LR020611
3	SPRING \$	1	-					MTC1233
4	SUPPORT ASSEMBLY-SIDE STEP \$	1	-					MXC1624
5	SCREW, M8 X 25, FLANGED HEAD, STEP TO SILL \$	2	Y					FS108257L
6	WASHER, 8MM, STEP TO SILL \$	2	-					WA108056
7	NUT - HEX., M8, NYLOC, STEP TO SILL \$	2	-					FY108046
8	SCREW, M8 X 25, FLANGED HEAD, BRACE TO CHASSIS \$	1	Y					FS108257L
9	WASHER, M8, SPRUNG, BRACE TO CHASSIS \$	1	-					WL108007L
10	WASHER, M8, BRACE TO CHASSIS \$	X	-					ANR6563
11	NUT - HEX., M8, HEXAGONAL, BRACE TO CHASSIS \$	1	Y					AYH101200
12	SCREW, BRACE TO STEP \$	1	-					SE108201L
13	NUT - HEX., M8, NYLOC, BRACE TO STEP \$	1	-					FY108046

With compliments from ,

Catalogue: Defender 2007-

Section: C01.445 STEP ASSEMBLY-REAR END DOOR (FROM (V)7A000001)



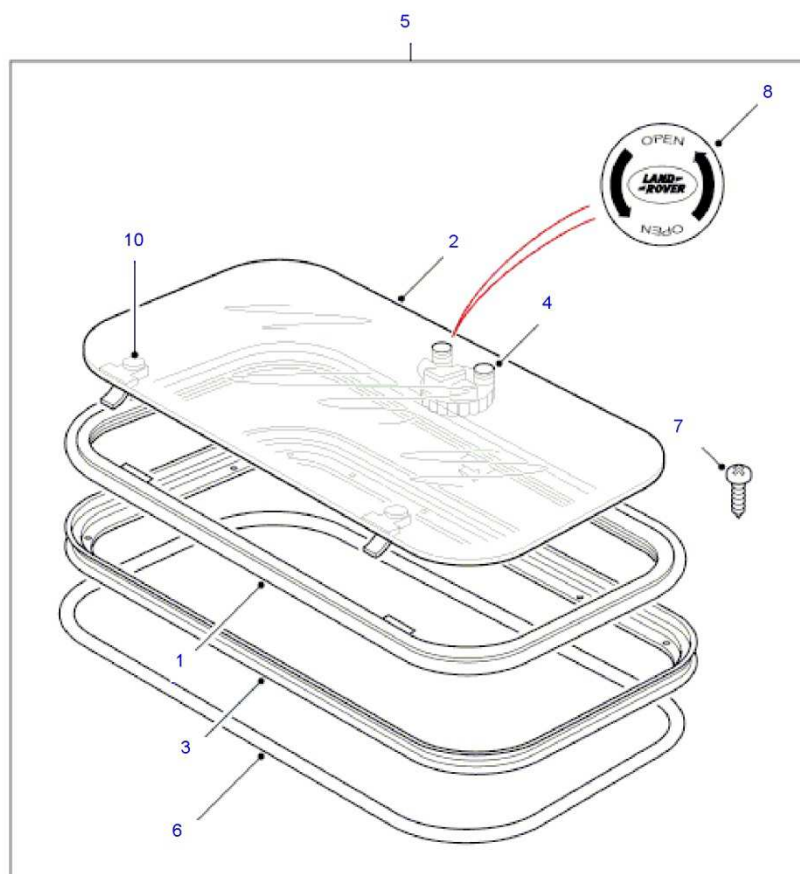
C01.445  
12-2011  
L8  
LN0292A

Callout	Description	Qty	OSI	From	To	E	Number
1	STEP ASSEMBLY-REAR END, PRODUCTION FIT, FOLDING \$	1	Y		(V)AA795148		KV1100030
1	STEP ASSEMBLY-REAR END, PRODUCTION FIT, FOLDING \$	1	-	(V)AA795149			LR016430
2	RETAINER, RH \$	1	-				MTC3086
3	RETAINER, LH \$	1	-				MTC3087
4	STEP REAR RETRACTABLE, WITH BONDED MAT \$	1	-				KV1100040
5	WASHER-PLAIN-THICK \$	1	-				VYF500070
6	RIVET, '3/16" X 0.575"LNG' \$	7	-				RU612373L
7	WASHER, M5, PLAIN, STANDARD \$	X	-				WA105001L
8	SPACER \$	1	Y				MTC3099
9	BOLT \$	1	-				BH110521
10	WASHER \$	2	-				WC110066
11	NUT - FLANGED, NYLOC \$	1	-				FY110046
12	SPRING \$	1	-				MTC1233
13	SCREW, HEXAGONAL HEAD, M10 X 20, RETAINER \$	2	-				SH110201L
14	WASHER, M10 \$	2	-				WL110001L
15	NUT-RIVET-STEEL, M10, HEXAGONAL \$	2	-				WYH100470

With compliments from ,

Catalogue: Defender 2007-

Section: C01.450 SUNROOF (WITH TILT & SLIDE SUNROOF FROM (V)7A000001)



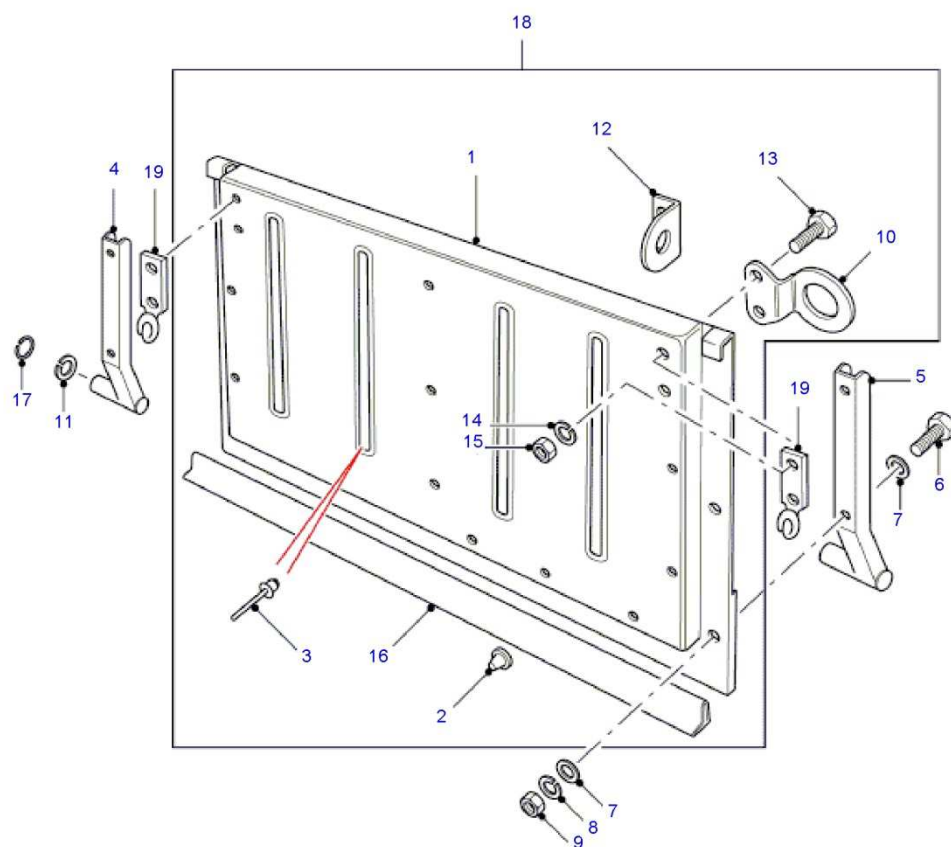
C01.450  
06-2012  
L8  
LN0351C

Callout	Description	Qty	OSI	From	To	E	Number
1	FRAME - SLIDING ROOF PANEL OPENING, UPPER, INCLUDES SEAL \$	1	-				AWR3321
2	PANEL - SLIDING ROOF \$	1	-				AWR3323
3	FRAME - SLIDING ROOF PANEL OPENING, LOWER \$	1	-				AWR3324
4	HANDLE - SLIDING ROOF \$	1	-				STC982
5	GLASS - SLIDING ROOF \$	1	-				EED500300
6	SEAL, SUNROOF TO BODY \$	1	-				AWR3320
7	SCREW, SUNROOF TO BODY \$	1	-				STC3859
8	DECAL, SUNROOF TO BODY \$	1	-				STC4321
9	SEAL, SUNROOF TO BODY \$	1	Y				<del>EEQ500030</del>
10	HINGE \$	2	-				LR041353

With compliments from ,

Catalogue: Defender 2007-

Section: C01.455 TAILBOARD ASSY LOWER - LOWER HINGED (HIGH CAPACITY PICK UP FROM (V)7A000001 OR HARD TOP FROM (V)7A000001 OR SOFT TOP FROM (V)7A000001 OR PICK UP FROM (V)7A000001 OR CREW CAB PICK UP FROM (V)7A000001 OR CREW CAB HCPU FROM (V)7A000001)



C01.455

10-2010

L8

LN0291D

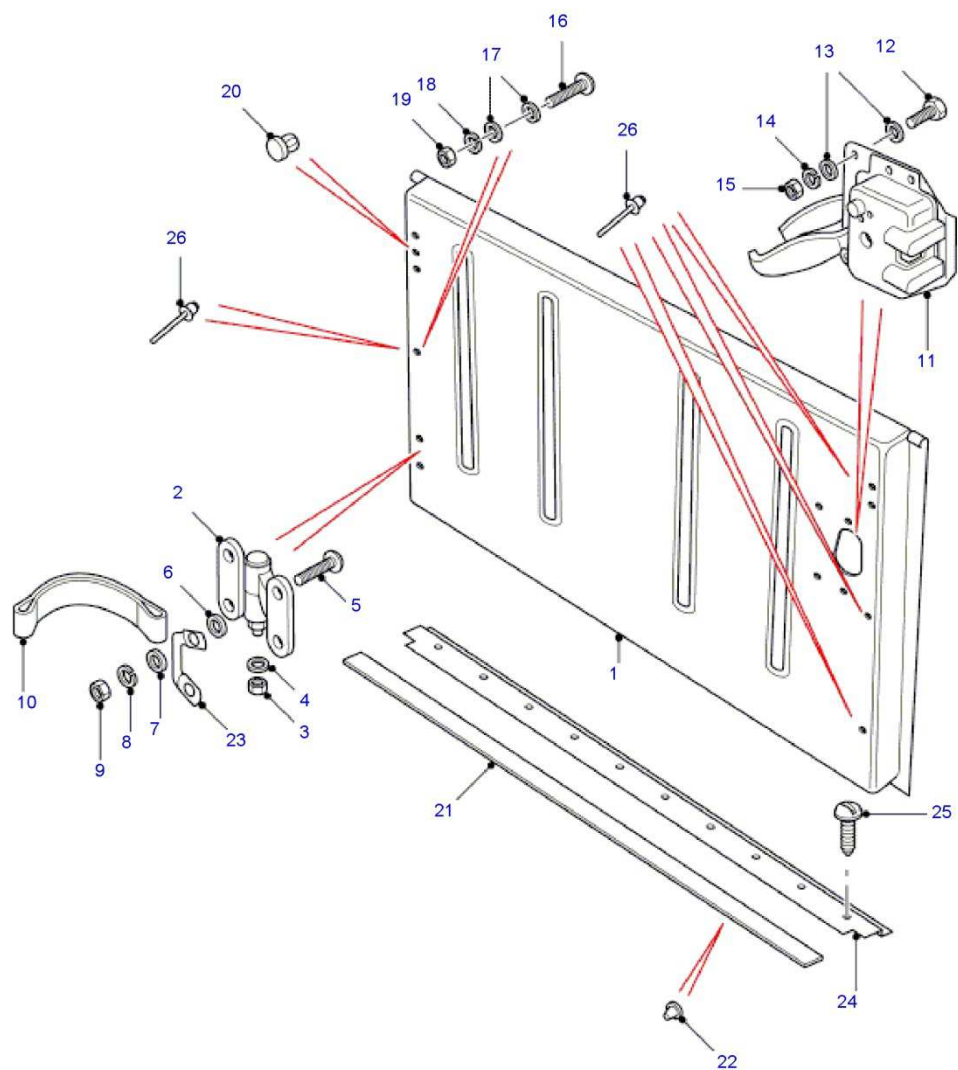


Callout	Description	Qty	OSI	From	To	E	Number
1	PANEL - TAILGATE - OUTER, CABLE RETAINED \$	1	Y		(V)9A888887		MUC8737
1	PANEL - TAILGATE - OUTER, CABLE RETAINED \$	1	-	(V)9A888888			LR016765
2	RIVET \$	8	-				78321
3	RIVET, '3/16" X 0.45"LNG', POP, CABLE RETAINED \$	17	-				78248
4	HINGE, RH, CABLE RETAINED \$	1	-				MUC8740
5	HINGE, LH, CABLE RETAINED \$	1	-				MUC8741
6	BOLT, M6 X 55, CABLE RETAINED \$	4	-				BH106121L
7	WASHER, PLAIN, CABLE RETAINED \$	10	Y		(V)7A751598		BYF500030
7	WASHER, PLAIN, CABLE RETAINED \$	10	-	(V)7A751599			VYF500100
8	WASHER, M6, SPRUNG, CABLE RETAINED \$	4	-				WL106002
9	NUT, M6, CABLE RETAINED \$	4	-				FN106046
10	PLATE - LOCKING, CABLE RETAINED \$	2	Y		(V)9A888887		MUC8746
10	PLATE - LOCKING, CABLE RETAINED \$	2	-	(V)9A888888			LR016431
11	WASHER - SPRING \$	2	-				WS600092
12	BRACKET, RH \$	1	Y		(V)9A888887		MUC8738
12	BRACKET, RH \$	1	-	(V)9A888888			LR016686
12	BRACKET, LH \$	1	Y		(V)9A888887		MUC8739
12	BRACKET, LH \$	1	-	(V)9A888888			LR016688
13	BOLT, M6 X 55, PLATE TO TAILBOARD \$	4	-				BH106121L
14	WASHER, M6, SPRUNG \$	4	-				WL106002
15	NUT, M6 \$	4	-				FN106046
16	SEAL \$	1	-				303975
17	WASHER, PLAIN \$	1	-				KYF500080
18	TAILGATE ASSEMBLY, CABLE RETAINED \$	1	-				MUC8736
19	HOOK-TAILBOARD CHAIN, RH, CHAIN RETAINED \$	1	-				332445
19	HOOK-TAILBOARD CHAIN, CHAIN RETAINED, LH \$	1	-				332446

With compliments from ,

Catalogue: Defender 2007-

Section: C01.460 TAILBOARD ASSEMBLY LOWER-SIDE HINGED (FROM (V)7A000001)



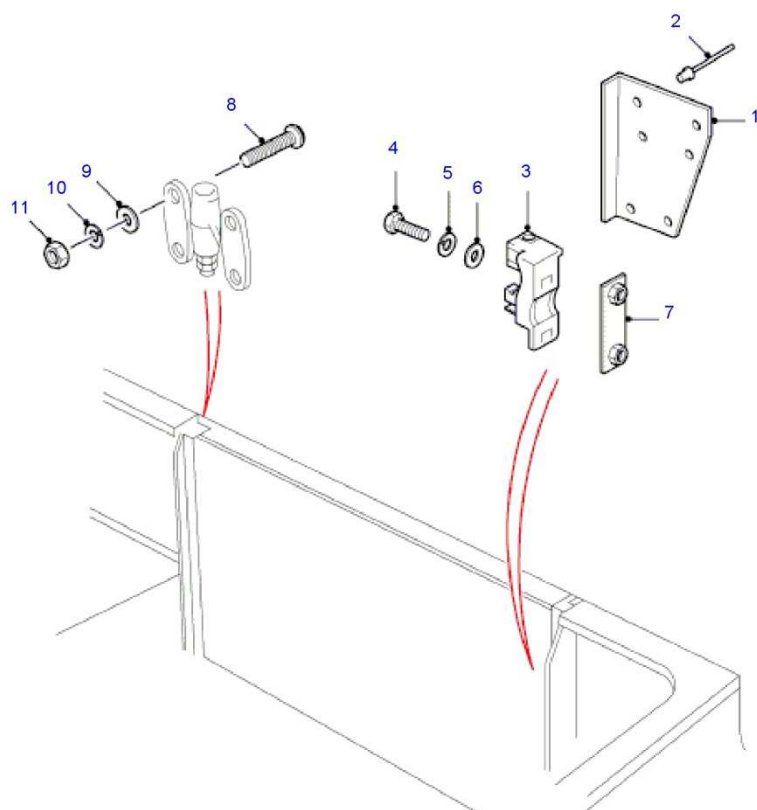
C01.460  
07-2011  
L8  
LN0289C

Callout	Description	Qty	OSI	From	To	E	Number
1	TAILGATE ASSEMBLY, LESS SPARE WHEEL CARRIER, SLAM-TYPE LATCH \$	1	Y				MUC8707
1	TAILGATE ASSEMBLY, LESS SPARE WHEEL CARRIER, ANTI BURST-TYPE LATCH \$	1	-				RTC6279
1	TAILGATE ASSEMBLY, SPARE WHEEL CARRIER, ANTI BURST-TYPE LATCH \$	1	-				ALR7259
1	TAILGATE ASSEMBLY \$	1	Y				MUC8737
2	HINGE ASSEMBLY-LOAD/TAIL DOOR LOWER, MIDDLE \$	2	-				BHB710100
3	NUT - HEX., HINGE TO TAILGATE \$	2	-				NV604041L
4	WASHER, PLAIN, 6MM \$	2	-				WA106042
5	SCREW, M8 X 60, HINGE TO TAILGATE \$	4	-				SE108601
6	WASHER, M8 \$	1	-				WC108051L
7	WASHER, 8MM \$	2	-				WA108056
8	WASHER, M8, SPRUNG \$	4	-				WL108007L
9	NUT - HEX., M8, NYLOC \$	4	Y				NY108041
10	CHECK STRAP \$	1	-				398776
11	LOCK-TAILGATE, ANTI BURST \$	1	-				FQR100590
12	SCREW, M6 X 20MM, PAN HEAD, LOCK TO TAILGATE \$	4	-				RYG500650
13	WASHER, PLAIN, 6MM \$	10	-				WA106042
14	WASHER, M6, SPRUNG \$	4	-				WL106002
15	NUT - HEX., M6, HEXAGONAL HEAD, NYLOC \$	4	-				FY106046
16	SCREW, REDUNDANT HOLES \$	5	-		(V)BA825255		SE106501
17	WASHER, PLAIN, 6MM \$	10	-		(V)BA825255		WA106042
18	WASHER, M6, SPRUNG \$	5	-		(V)BA825255		WL106002
19	NUT - HEX., M6, HEXAGONAL HEAD, NYLOC \$	5	-		(V)BA825255		FY106046
20	RIVET-PLASTIC-DRIVE, REDUNDANT HOLES \$	1	-				79086L
21	SEAL \$	1	-				ALR4770
22	RIVET, '3/16" X 0.7LNG' \$	8	-				RU612503
23	CLEAT \$	1	-				MTC7523
24	RETAINER-MAT \$	1	-				AFP710120
25	SCREW, LONG, SELF TAPPING, NO 6 X 5/8, PROTECTOR TO RETAINER SEAL \$	7	-				AB606056
26	RIVET, REDUNDANT HOLES \$	5	-	(V)BA825256			LR029524

With compliments from ,

Catalogue: Defender 2007-

Section: C01.465 TAILBOARD LOWER SIDE HINGED STRIKER (FROM (V)7A000001)



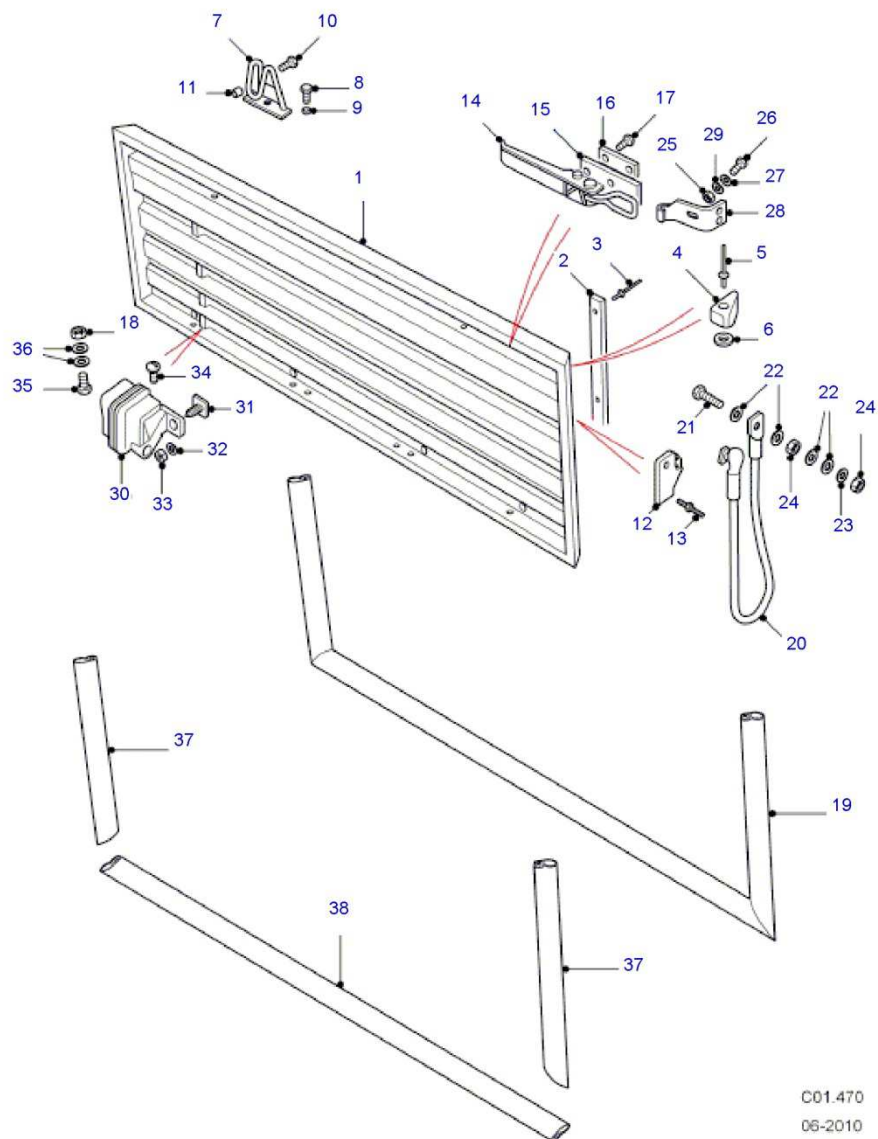
C01.465  
01-2007  
L8  
LN0288

Callout	Description	Qty	OSI	From	To		E	Number
1	BRACKET, RH, REAR END DOOR, CORNER \$	1	-					ASR2450
1	BRACKET, REAR END DOOR, CORNER, LH \$	1	-					ASR2449
2	RIVET, '3/16" X 0.45"LNG', POP, BRACKET TO TAILGATE \$	10	-					78248
3	STRIKER-DOOR LOCK \$	1	-		(V)BA999999			FQB500160
3	STRIKER-DOOR LOCK \$	1	-	(V)CA000001				LR032382
4	BOLT - HEX.HEAD, M6 X 20MM, FLANGED HEAD, USE WITH STRIKER 395294, STRIKER TO TAILGATE \$	2	-					FS106206
4	BOLT - HEX.HEAD, M6 X 20MM, FLANGED HEAD, STRIKER TO TAILGATE \$	2	-					FS106206
5	WASHER, M6, SPRUNG \$	2	-					WL106002
6	WASHER, PLAIN, 6MM, USE WITH STRIKER MRC 8444 \$	2	-					WA106042
6	WASHER, PLAIN, USE WITH STRIKER 395294 \$	2	-					AFU1259
7	NUT PLATE, UPPER HINGE \$	1	Y		(V)7A735841			MRC9431
7	NUT PLATE, UPPER HINGE \$	1	-	(V)7A735842	(V)BA999999			AHR710260
7	NUT PLATE, UPPER HINGE \$	1	-	(V)CA000001				LR031688
8	SCREW, M8 X 25, PAN HEAD, HINGE TO TAILGATE \$	4	-					SE108251
9	WASHER, 8MM \$	4	-					WA108056
10	WASHER, M8, SPRUNG \$	4	-					WL108007L
11	NUT - HEX., M8, FLANGED HEAD \$	4	-					FN108046

With compliments from ,

Catalogue: Defender 2007-

Section: C01.470 TAILGATE AND RELATED PARTS (HIGH CAPACITY PICK UP, '110" WHEELBASE' FROM (V)7A000001 OR CREW CAB HCPU, '130" WHEELBASE' FROM (V)7A000001)



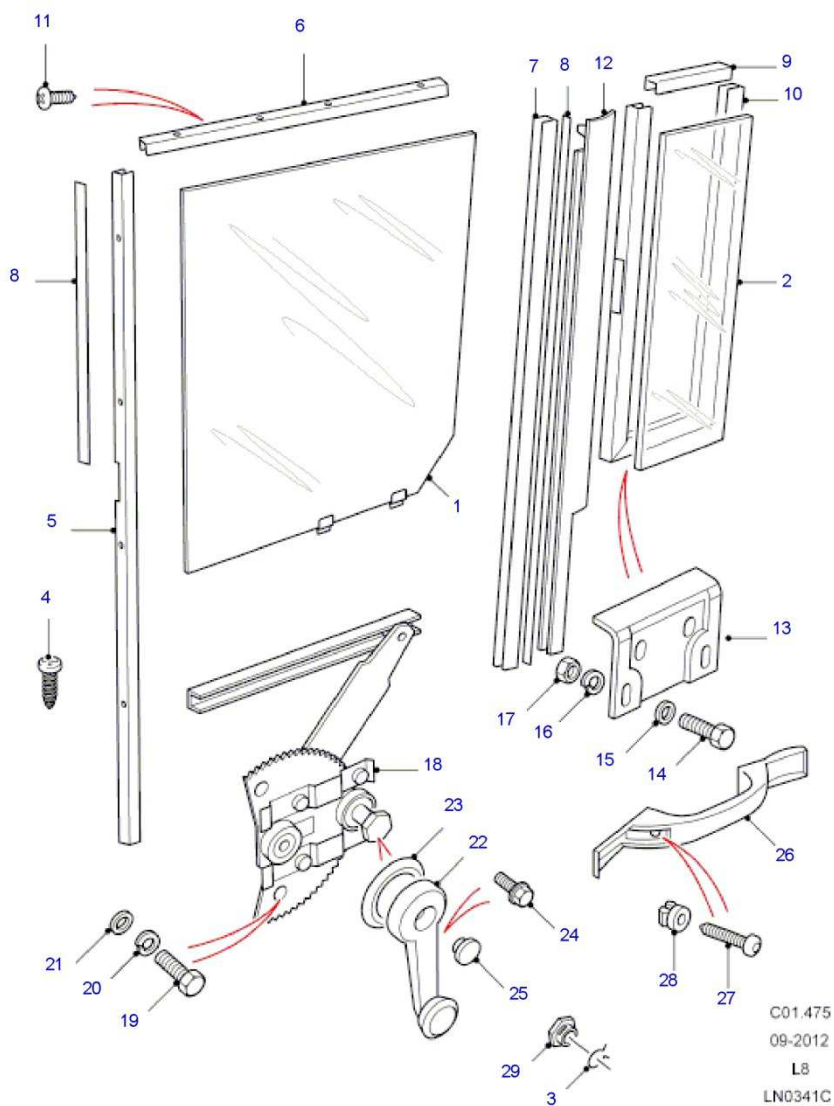
C01.470  
06-2010  
L8  
LN0290A

Callout	Description	Qty	OSI	From	To	E	Number
1	TAILGATE ASSEMBLY \$	1	-				BHA710030
2	RUBBING STRIP-TAILGATE \$	3	-				AJF710090
3	RIVET \$	12	-				RU608183L
4	BUFFER-STOP \$	2	-				MTC1531
5	RIVET \$	2	-				RJ608603
6	WASHER-PLAIN \$	2	-				WA103006
7	BRACKET-LASHING \$	2	-				MTC1439
8	BOLT - HEX.HEAD, M6 X 20MM, FLANGED HEAD \$	2	-				FS106206
9	WASHER, M6, SPRUNG \$	2	-				WL106002
10	RIVET \$	2	-				ACU3530
11	COLLAR \$	2	-				AAU6774
12	BRACKET, CABLE \$	2	-				BHU710040
13	MONOBOLT \$	4	-				BYG500140
14	LATCH ASSEMBLY-TAILGATE \$	2	-				FQR500160
15	PLATE-RUBBING STRIP FIXING \$	2	-				FQR710010
16	PLATE \$	2	-				FQR710020
17	SCREW, FIXING PLATE \$	4	-				SF108252
18	NUT - HEX., M8, NYLOC \$	8	Y				NY108041
19	SEAL \$	1	Y		(V)9A766022		NTC3923
20	CABLE-RETENTION \$	2	-				BYC500070
21	SCREW, M8 X 30MM, FLANGED HEAD, CABLE \$	2	Y				FS108307L
22	WASHER, 8MM \$	8	-				WA108056
23	WASHER, M8, SPRUNG \$	2	-				WL108002
24	NUT - HEX., M8, NYLOC \$	4	Y				NY108041
25	WASHER, M6, SPRUNG \$	6	-				WL106002
26	SCREW, FLANGED HEAD, M6 X 25MM, CATCH \$	6	Y				FS106255L
27	WASHER, M6, OVERSIZE \$	6	-				WC106041L
28	CATCH, RH \$	1	-				AFR710200
28	CATCH, LH \$	1	-				AFR710210
29	WASHER, M6, OVERSIZE \$	X	-				WC106041L
30	HINGE ASSEMBLY-LOAD/TAIL DOOR \$	2	-				MTC3556
31	BOLT, FIXING HINGE \$	8	-				MTC3557
32	WASHER, 8MM \$	8	-				WA108056
33	NUT - HEX., M8, FLANGED HEAD \$	8	-				FN108046
34	SCREW, HEXAGONAL HEAD, M6 X 14MM \$	4	-				SH106141L
35	SCREW, M8 X 25, FLANGED HEAD \$	8	Y				FS108257L
36	WASHER, 8MM \$	16	-				WA108056
37	SEAL \$	2	-	(V)9A766023			LR018564
38	SEAL \$	1	-	(V)9A766023			LR018565

With compliments from ,

Catalogue: Defender 2007-

Section: C01.475 WINDOW REGULATOR ASSEMBLY-REAR SIDE DOOR (CREW CAB PICK UP, '110" WHEELBASE' FROM (V)7A000001 OR STATION WAGON - 5 DOOR, '110" WHEELBASE' FROM (V)7A000001 OR CREW CAB HCPU, '130" WHEELBASE' FROM (V)7A000001 OR CHASSIS CREW CAB, '130" WHEELBASE' FROM (V)7A000001)





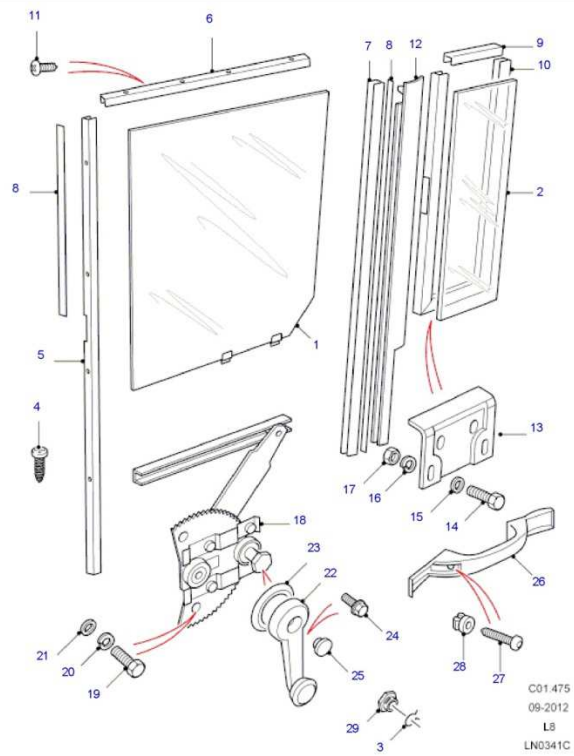
Callout	Description	Qty	OSI	From	To	E	Number
1	GLASS-REAR SIDE DOOR, RH, CLEAR., 4MM GLASS \$	1	Y		(V)BA666665		CVB500780
1	GLASS-REAR SIDE DOOR, RH, CLEAR., 4MM GLASS \$	1	-	(V)BA666666			LR033150
1	GLASS-REAR SIDE DOOR, CLEAR., 4MM GLASS, LH \$	1	Y		(V)BA666665		CVB500790
1	GLASS-REAR SIDE DOOR, CLEAR., 4MM GLASS, LH \$	1	-	(V)BA666666			LR033151
1	GLASS-REAR SIDE DOOR, RH, TINTED..., 4MM GLASS \$	1	Y		(V)BA666665		CVB500800
1	GLASS-REAR SIDE DOOR, RH, TINTED..., 4MM GLASS \$	1	-	(V)BA666666			LR033148
1	GLASS-REAR SIDE DOOR, TINTED..., 4MM GLASS, LH \$	1	Y		(V)BA666665		CVB500810
1	GLASS-REAR SIDE DOOR, TINTED..., 4MM GLASS, LH \$	1	-	(V)BA666666			LR033149
2	GLASS-REAR QUARTER, CLEAR., 4MM GLASS \$	2	-				MWC4724
2	GLASS-REAR QUARTER, TINTED..., 4MM GLASS \$	2	-				MWC4725
3	CLIP \$	2	-				BNP4556L
4	SCREW, BLACK, FIXES GLASS RUN SEAL \$	6	-				MTC9428
5	CHANNEL-VERTICAL DRAIN, 4MM GLASS \$	2	-				MXC5837
6	CHANNEL TOP, 4MM GLASS \$	2	-		(V)AA798201		MXC5833
6	CHANNEL TOP, 4MM GLASS \$	2	-	(V)AA798202			LR024820
7	CHANNEL-VERTICAL DRAIN, REAR, 4MM GLASS \$	2	-				MXC5834
8	SHIM \$	X	-				MUC4073
9	CHANNEL-REAR QUARTER GLASS RUN, TOP, 4MM GLASS \$	2	-				MXC5835
10	CHANNEL-REAR QUARTER GLASS RUN, 4MM GLASS, LOWER \$	2	-				MXC5830
11	SCREW, SELF TAPPING, 6 X 3/8, TO CHANNEL TOP \$	12	-		(V)7A737621		AC606031L
11	SCREW, SILVER, SELF TAPPING, TO CHANNEL TOP \$	2	-	(V)7A737622			AC606032
11	SCREW, COUNTER SUNK, SELF TAPPING, 6 X 1/2, TO CHANNEL TOP \$	2	-		(V)7A737621		AC606041L
11	SCREW, COUNTER SUNK, SELF TAPPING, 6 X 1/2, TO CHANNEL TOP \$	2	-	(V)7A737622			AC606032
12	CHANNEL-REAR DOOR GLASS GUIDE, RH \$	1	-				MUC3492
12	CHANNEL-REAR DOOR GLASS GUIDE, LH \$	1	-				MUC3493
13	BRACKET-REAR DOOR GLASS GUIDE \$	2	-				MWC1627
14	SCREW, HEXAGONAL HEAD, M4 X 10, TO BRACKET GLASS GUIDE \$	4	-				SH104102
15	WASHER-PLAIN, M4 \$	4	-				WA104002

➤ See next page

With compliments from ,

Catalogue: Defender 2007-

Section: C01.475 WINDOW REGULATOR ASSEMBLY-REAR SIDE DOOR (CREW CAB PICK UP, '110" WHEELBASE' FROM (V)7A000001 OR STATION WAGON - 5 DOOR, '110" WHEELBASE' FROM (V)7A000001 OR CREW CAB HCPU, '130" WHEELBASE' FROM (V)7A000001 OR CHASSIS CREW CAB, '130" WHEELBASE' FROM (V)7A000001)

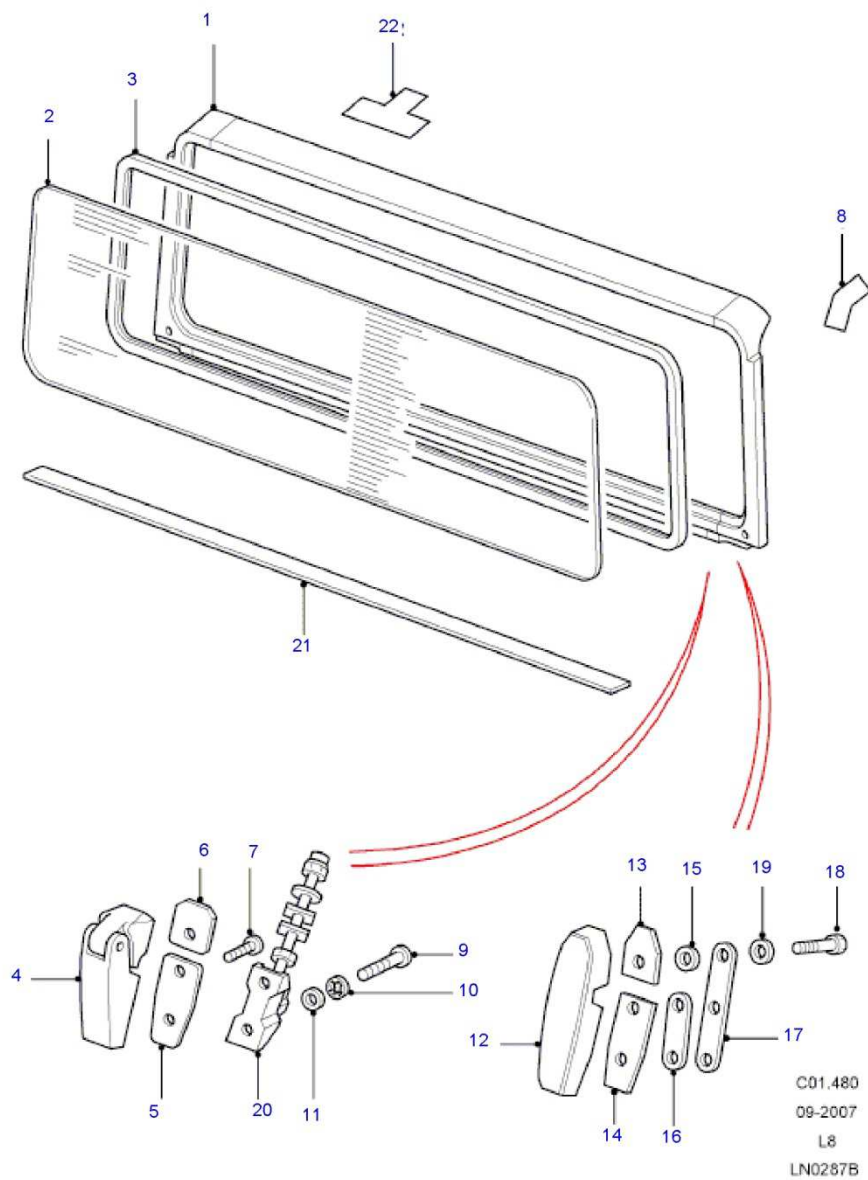


© 2004 - 2012 Infomedia Ltd and its licensors.

➤ Continued

16	WASHER- SHAKEPROOF, M4 \$	4	-				WE104002
17	NUT-HEXAGONAL, M4 \$	4	-				NH104042
18	REGULATOR-REAR DOOR GLASS, RH \$	1	-				CVH500080
18	REGULATOR-REAR DOOR GLASS, LH \$	1	-				CVH500090
19	SCREW-FLANGED HEAD, M6 X 10, TO REGULATOR GLASS \$	8	-				FS106101L
20	WASHER, PLAIN, 6MM \$	8	-				WA106042
21	WASHER, M6, SPRUNG \$	8	-				WL106002
22	HANDLE-FRONT DOOR WINDOW REGULATOR, BLACK \$	2	-				DBP6287PMA
23	ESCUTCHEON-WINDOW REGULATOR, BLACK \$	2	-				BTR6620PMA
24	SCREW-WASHER, M5 X 10, TO HANDLE WINDOW REGULATOR \$	2	-				ADU5727L
25	COVER HANDLE, BLACK \$	2	-				YXX3200PMA
26	HANDLE-DOOR GRAB \$	2	-				Y00451PMA
27	SCREW, SELF TAPPING, PAN HEAD, POINTED, 'NO 10 X 1"', TO PULL DOOR \$	4	-				AB610082
28	NUT-LOKUT \$	4	-				RTC3748
29	ADAPTOR \$	2	-				ALR5821

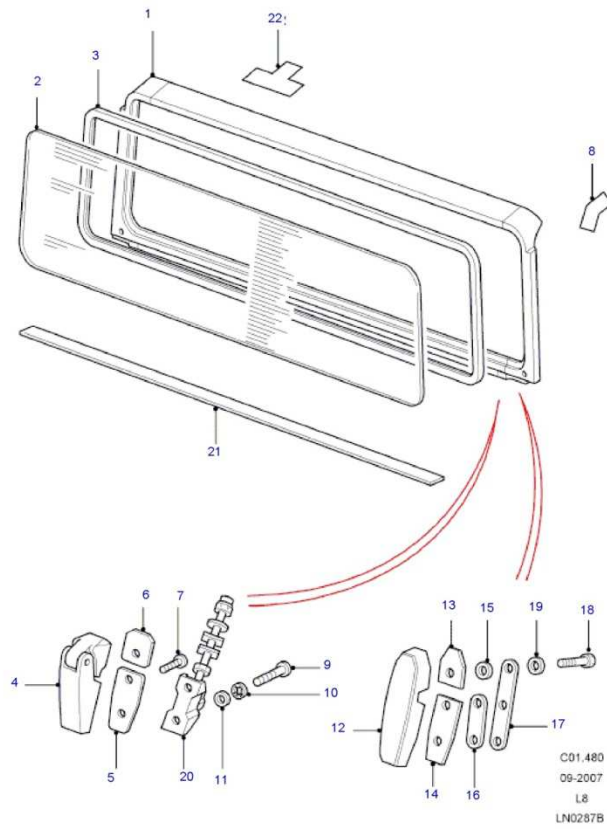
With compliments from ,  
Catalogue: Defender 2007-  
Section: C01.480 WINDSCREEN (FROM (V)7A000001)



Callout	Description	Qty	OSI	From	To	E	Number
1	FRAME ASSEMBLY-WINDSCREEN \$	1	-		(V)CA555554		AUH710010
1	FRAME ASSEMBLY-WINDSCREEN \$	1	-	(V)CA555555			LR044445
2	GLASS-WINDSCREEN., WITH TINTED GLASS ALL ROUND, WITH HEATED WINDSCREEN \$	1	Y		(V)9A765179		CMB000411
2	GLASS-WINDSCREEN., WITH TINTED GLASS ALL ROUND, WITH HEATED WINDSCREEN \$	1	Y	(V)9A765180	(V)CA555554		LR009821
2	GLASS-WINDSCREEN., WITH TINTED GLASS ALL ROUND, WITH HEATED WINDSCREEN \$	1	-	(V)CA555555			LR042724
2	GLASS-WINDSCREEN., WITH TINTED GLASS ALL ROUND, LESS HEATED WINDSCREEN \$	1	Y		(V)CA555554		CMB500700
2	GLASS-WINDSCREEN., WITH TINTED GLASS ALL ROUND, LESS HEATED WINDSCREEN \$	1	-	(V)CA555555			LR042725
2	GLASS-WINDSCREEN., WITH CLEAR GLASS - COMPLETE, WITH HEATED WINDSCREEN \$	1	Y		(V)9A765179		CMB000421
2	GLASS-WINDSCREEN., WITH CLEAR GLASS - COMPLETE, WITH HEATED WINDSCREEN \$	1	-	(V)9A765180	(V)CA555554		LR009820
2	GLASS-WINDSCREEN., WITH CLEAR GLASS - COMPLETE, WITH HEATED WINDSCREEN \$	1	-	(V)CA555555			LR042759
2	GLASS-WINDSCREEN., WITH CLEAR GLASS - COMPLETE, LESS HEATED WINDSCREEN \$	1	-		(V)CA555554		CMB500710
2	GLASS-WINDSCREEN., WITH CLEAR GLASS - COMPLETE, LESS HEATED WINDSCREEN \$	1	-	(V)CA555555			LR042760
3	GLAZING RUBBER, WINDSCREEN \$	1	Y		(V)7A739146		MUC3733
3	GLAZING RUBBER, WINDSCREEN \$	1	Y	(V)7A739147	(V)7A751517		CPE500010
3	GLAZING RUBBER, WINDSCREEN \$	1	-	(V)7A751518			CPE500020
4	HINGE, RH, SOFT TOP, '110" WHEELBASE' \$	1	-				MXC7846
4	HINGE, LH, SOFT TOP, '110" WHEELBASE' \$	1	-				MXC7847
5	GASKET, LOWER \$	2	-				MXC9982
6	GASKET, UPPER \$	2	-				MXC9983
7	SCREW, LONG, M10 X 40, GASKET TO HINGE, SOFT TOP, '110" WHEELBASE' \$	2	-				SE110402
8	PAD - FOAM, OUTER, A POST \$	2	-				ENX500250
8	PAD - FOAM, RH, INNER, A POST \$	1	-				ENX500220
8	PAD - FOAM, LH, INNER, A POST \$	1	-				ENX500230
8	PAD - FOAM, BUTYL SEAL PAD PREVENTING WATER LEAKS \$	2	-				LR028970
9	SCREW, LONG, M8 X 40, CLAMP TO GASKET, SOFT TOP, '110" WHEELBASE' \$	4	-				SS108404
10	WASHER - LOCKING, SOFT TOP, '110" WHEELBASE' \$	4	-				WF108004L

➤ See next page

With compliments from ,  
Catalogue: Defender 2007-  
Section: C01.480 WINDSCREEN (FROM (V)7A000001)



© 2004 - 2012 Infomedia Ltd and its licensors.

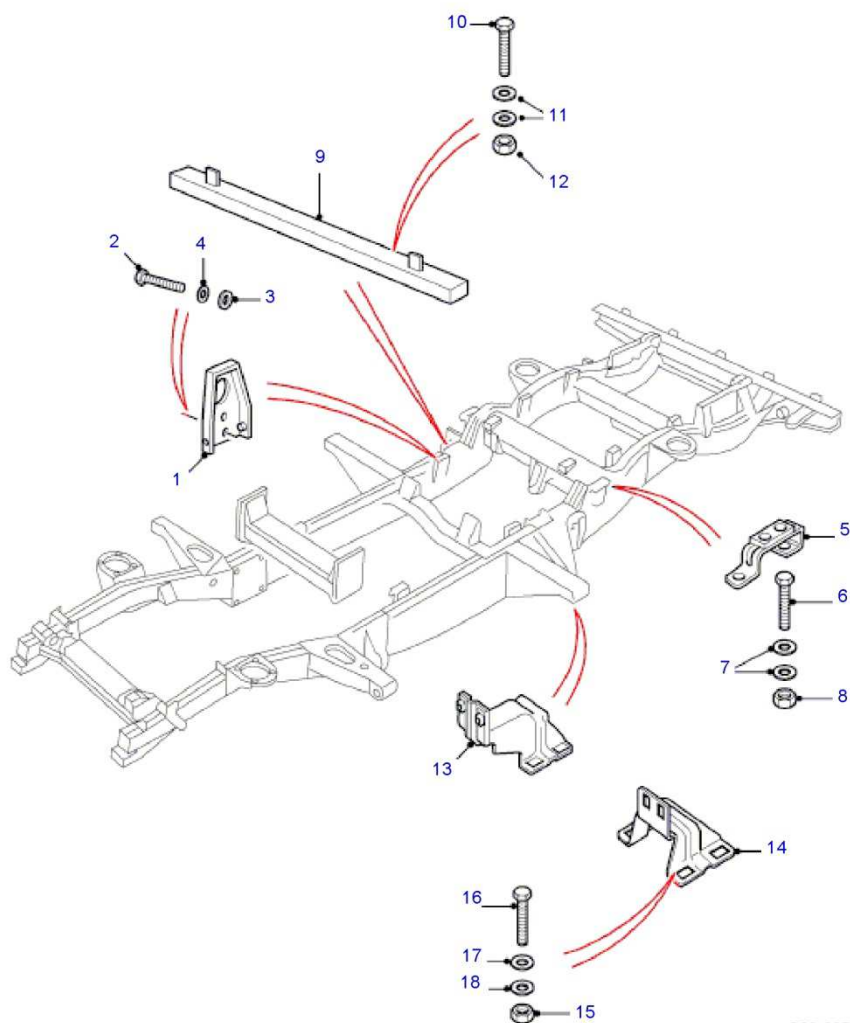
➤ continued

11	WASHER, SOFT TOP, '110" WHEELBASE' \$	4	-				WA108054L
12	BRACKET, RH \$	1	-				MUC7911
12	BRACKET, LH \$	1	-				MUC7912
13	GASKET, UPPER \$	2	-				MXC9983
14	GASKET, LOWER \$	2	-				MXC9982
15	WASHER \$	2	-		(V)CA555554		AYF500090
16	SPACER \$	2	Y		(V)9A888887		MUC4289
16	SPACER \$	2	-	(V)9A888888	(V)CA555554		LR016689
17	STRAP \$	2	Y		(V)9A888887		MUC4290
17	STRAP \$	2	-	(V)9A888888	(V)CA555554		LR016671
17	STRAP \$	2	-	(V)CA555555			LR044444
18	BOLT, M8 X 50, FLANGED HEAD, STRAP TO BRACKET \$	6	-		(V)CA555554		FB108101L
18	BOLT, FLANGED HEAD, M8 X 45, STRAP TO BRACKET \$	6	-	(V)CA555555			FB108096
19	WASHER, 8MM \$	6	-				WA108056
20	CLAMP, SOFT TOP, '110" WHEELBASE' \$	2	-				RTC6159
21	SEAL \$	1	Y		(V)9A888887		DWC500011
21	SEAL \$	1	-	(V)9A888888			LR016690
22	PAD - FOAM, A POST \$	2	-				ENX500171

With compliments from ,

Catalogue: Defender 2007-

Section: C02.005 CHASSIS FITTINGS ('110" WHEELBASE' FROM (V)7A000001 OR '130" WHEELBASE' FROM (V)7A000001)



C02.005  
01-2007  
L8  
LN0304

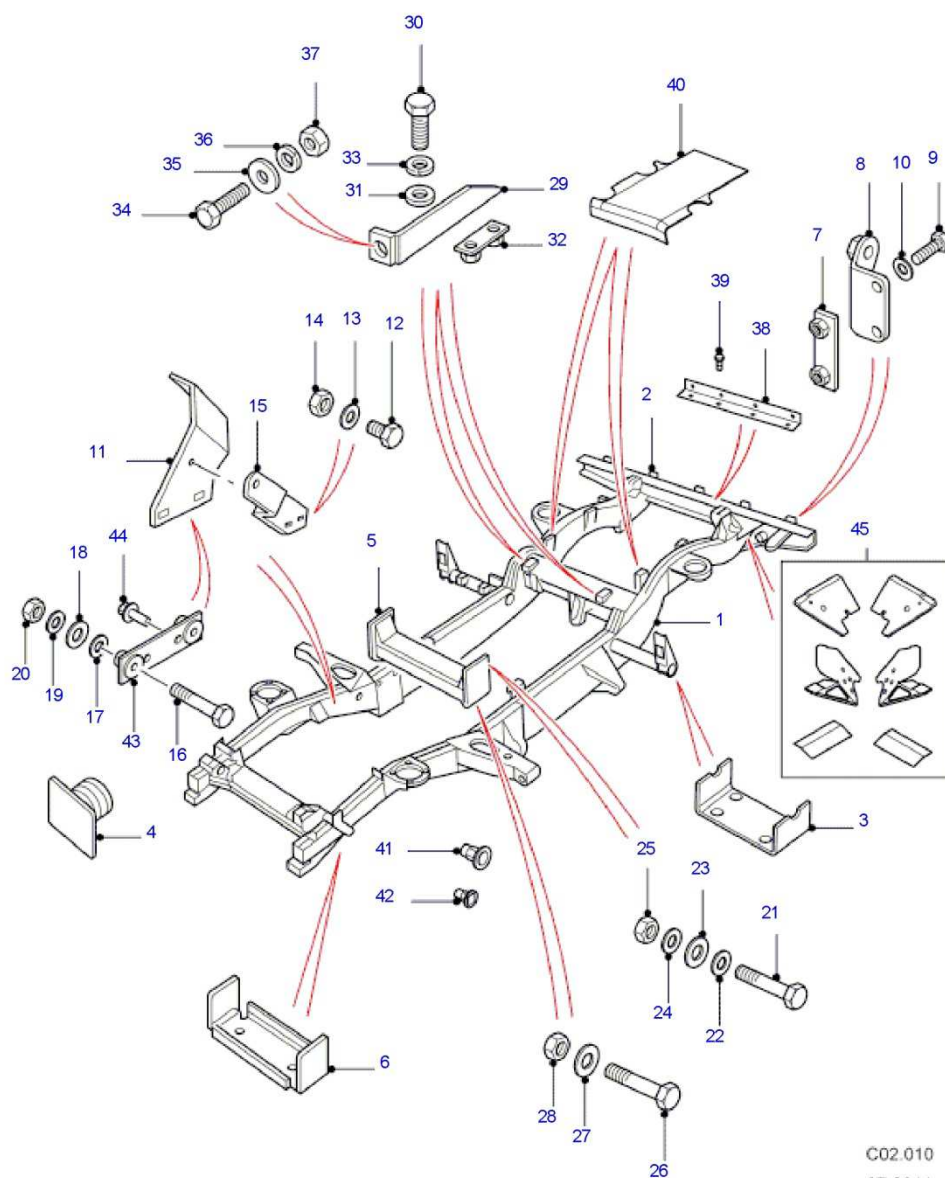


Callout	Description	Qty	OSI	From	To	E	Number
1	BRACKET SUPPORT \$	2	-				NRC4661
2	BOLT - HEX.HEAD, M6 X 20MM, FLANGED HEAD, BRACKET SUPPORT TO CHASSIS \$	6	-				FS106206
3	WASHER, PLAIN, 6MM \$	6	-				WA106042
4	WASHER, M6, SPRUNG \$	6	-				WL106002
5	BRACKET-CHASSIS FRAME BODY MOUNTING, (CHASSIS CREW CAB, '130" WHEELBASE' OR CREW CAB HCPU, '130" WHEELBASE') \$	2	-				KVU101430
5	BRACKET-CHASSIS FRAME BODY MOUNTING, (CHASSIS CAB, '110" WHEELBASE' OR SOFT TOP, '110" WHEELBASE' OR PICK UP, '110" WHEELBASE' OR HIGH CAPACITY PICK UP,	2	-				NRC5478
6	SCREW, M8 X 25, FLANGED HEAD, BRACKET SUPPORT TO CHASSIS, (CHASSIS CREW CAB, '130" WHEELBASE' OR CREW CAB HCPU, '130" WHEELBASE') \$	4	Y				FS108257L
7	WASHER, 8MM, (CHASSIS CREW CAB, '130" WHEELBASE' OR CREW CAB HCPU, '130" WHEELBASE') \$	4	-				WA108056
8	NUT - HEX., M8, NYLOC, (CHASSIS CREW CAB, '130" WHEELBASE' OR CREW CAB HCPU, '130" WHEELBASE') \$	4	Y				NY108041
9	CROSSMEMBER ASSEMBLY-REAR FLOOR, (CREW CAB PICK UP, '110" WHEELBASE' OR STATION WAGON - 5 DOOR, '110" WHEELBASE') \$	1	-				KVB500230
9	CROSSMEMBER ASSEMBLY-REAR FLOOR, (CHASSIS CREW CAB, '130" WHEELBASE' OR CREW CAB HCPU, '130" WHEELBASE') \$	1	-				RRC6287
10	SCREW, HEXAGONAL HEAD, M8 X 70, CROSSMEMBER BODY TO CHASSIS, (CREW CAB PICK UP, '110" WHEELBASE' OR STATION WAGON - 5 DOOR, '110" WHEELBASE' OR CHASSIS CREW CAB,	4	-				SH108701L
11	WASHER, 8MM, (CREW CAB PICK UP, '110" WHEELBASE' OR CHASSIS CREW CAB, '110" WHEELBASE' OR CHASSIS CREW CAB, '130" WHEELBASE' OR CREW CAB HCPU, '130" WHEELBASE') \$	8	-				WA108056
12	NUT - HEX., M8, NYLOC, (CREW CAB PICK UP, '110" WHEELBASE' OR STATION WAGON - 5 DOOR, '110" WHEELBASE' OR CHASSIS CREW CAB, '130" WHEELBASE' OR CREW CAB HCPU,	4	Y				NY108041
13	BRACKET MOUNTING BODY, INNER, (STATION WAGON - 5 DOOR, '110" WHEELBASE' OR CREW CAB PICK UP, '110" WHEELBASE' OR CREW CAB HCPU, '130" WHEELBASE' OR CHASSIS CREW	4	-				NRC5665
13	BRACKET MOUNTING BODY, INNER, (HIGH CAPACITY PICK UP, '110" WHEELBASE' OR CHASSIS CAB, '110" WHEELBASE' OR CHASSIS CAB, '130" WHEELBASE') \$	2	-				NRC6951
14	BRACKET MOUNTING BODY, OUTER, (SOFT TOP, '110" WHEELBASE' OR PICK UP, '110" WHEELBASE' OR HARD TOP, '110" WHEELBASE') \$	4	-				NRC7053
14	BRACKET MOUNTING BODY, OUTER, (CHASSIS CAB, '110" WHEELBASE' OR HIGH CAPACITY PICK UP, '110" WHEELBASE' OR CHASSIS CAB, '130" WHEELBASE') \$	2	-				NRC7053
15	NUT - HEX., M6, HEXAGONAL HEAD, NYLOC \$	16	-				FY106046
16	BOLT - HEX.HEAD, M6 X 20MM, FLANGED HEAD, BRACKET MOUNTING TO CHASSIS \$	16	-				FS106206
17	WASHER, M6, OVERSIZE \$	16	-				WC106041L
18	WASHER-SPRING, 6MM \$	16	-				WL106041

With compliments from ,

Catalogue: Defender 2007-

Section: C02.010 CHASSIS FRAME ASSEMBLY ('90" WHEELBASE' FROM (V)7A000001)

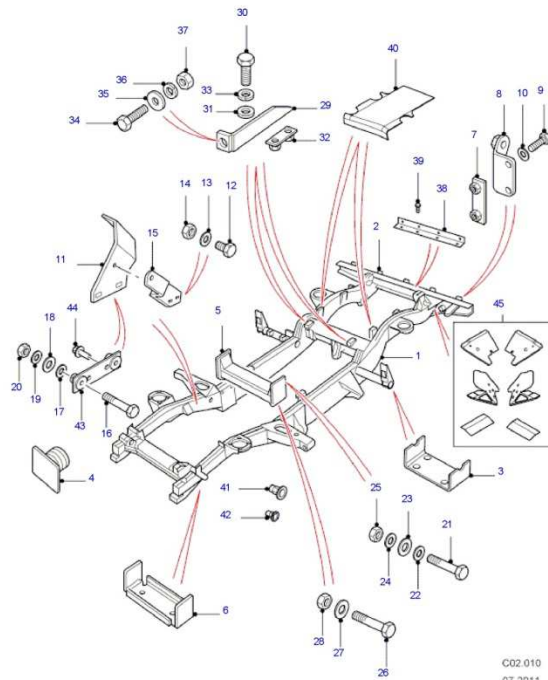


C02.010  
07-2011  
L8  
LN0278B

Callout	Description	Qty	OSI	From	To	E	Number
1	FRAME ASSEMBLY-CHASSIS, 'A' FRAME MOUNTING BRACKET NEEDS TO BE DISCARDED \$	1	Y		(V)9A775240		LR010507
1	FRAME ASSEMBLY-CHASSIS, 'A' FRAME MOUNTING BRACKET NEEDS TO BE DISCARDED \$	1	Y	(V)9A775241	(V)AA999999		LR015410
1	FRAME ASSEMBLY-CHASSIS, 'A' FRAME MOUNTING BRACKET NEEDS TO BE DISCARDED \$	1	Y	(V)BA000001	(V)BA403719		LR027549
1	FRAME ASSEMBLY-CHASSIS, 'A' FRAME MOUNTING BRACKET NEEDS TO BE DISCARDED \$	1	Y	(V)BA403720	(V)BA999999		LR029633
1	FRAME ASSEMBLY-CHASSIS, 'A' FRAME MOUNTING BRACKET NEEDS TO BE DISCARDED \$	1	-	(V)CA000001	(V)CA555554		LR032841
1	FRAME ASSEMBLY-CHASSIS, 'A' FRAME MOUNTING BRACKET NEEDS TO BE DISCARDED \$	1	-	(V)CA555555			LR038626
2	CROSSMEMBER ASSEMBLY-CHASSIS FRAME \$	1	-				KVB000290
3	BRACKET ANTI ROLL BAR, REAR, RH \$	1	-				ANR4546
3	BRACKET ANTI ROLL BAR, REAR, LH \$	1	-				ANR4547
4	PLUG \$	2	-				KVV100000
5	CROSSMEMBER ASSEMBLY-CHASSIS FRAME \$	1	-				KVB500060
6	BRACKET ANTI ROLL BAR, FRONT \$	2	-				NTC7667
7	PLATE & WELDNUT ASSEMBLY, TO SUPPORT BRACKET TAILBOARD \$	2	-				AHR710370
8	MOUNTING-TAILGATE HINGE \$	2	Y		(V)9A888887		NRC9749
8	MOUNTING-TAILGATE HINGE \$	2	-	(V)9A888888			LR016704
9	SCREW, FLANGED HEAD, M8 X 20MM \$	4	-				FS108207L
10	WASHER, M8 \$	4	-				WC108051L
11	BRACKET ASSEMBLY-FOOTREST, RH \$	1	-				AQU710040
11	BRACKET ASSEMBLY-FOOTREST, LH \$	1	-				AQU710050
12	BOLT, M8 X 25, FLANGED HEAD \$	4	Y				FS108257L
12	BOLT, HEXAGONAL HEAD, M10 X 25, TO CROSSMEMBER \$	4	-				FS110256
12	BOLT, M8 X 20MM, HEXAGONAL HEAD \$	4	-	(V)8A757786			RYG500230
13	WASHER, 8MM \$	16	-				WA108056
14	NUT - HEX., M8, FLANGED HEAD \$	1	-				FN108046
15	PLATE, RH \$	1	Y		(V)BA410473		SRU500220
15	PLATE, RH \$	1	-	(V)BA410474			LR033004
15	PLATE, LH \$	1	Y		(V)BA410473		SRU500230
15	PLATE, LH \$	1	-	(V)BA410474			LR033005
16	BOLT, HEXAGONAL HEAD, M8 X 100 \$	4	-				FB108166
17	WASHER, M8 \$	4	-				WC108051L
18	WASHER, PLAIN, STANDARD \$	4	-				WP185L

➤ See next page

With compliments from ,  
Catalogue: Defender 2007-  
Section: C02.010 CHASSIS FRAME ASSEMBLY ('90" WHEELBASE' FROM (V)7A000001)



C02.010  
07-2011  
L8  
LN0278B

© 2004 - 2012 Infomedia Ltd and its licensors.

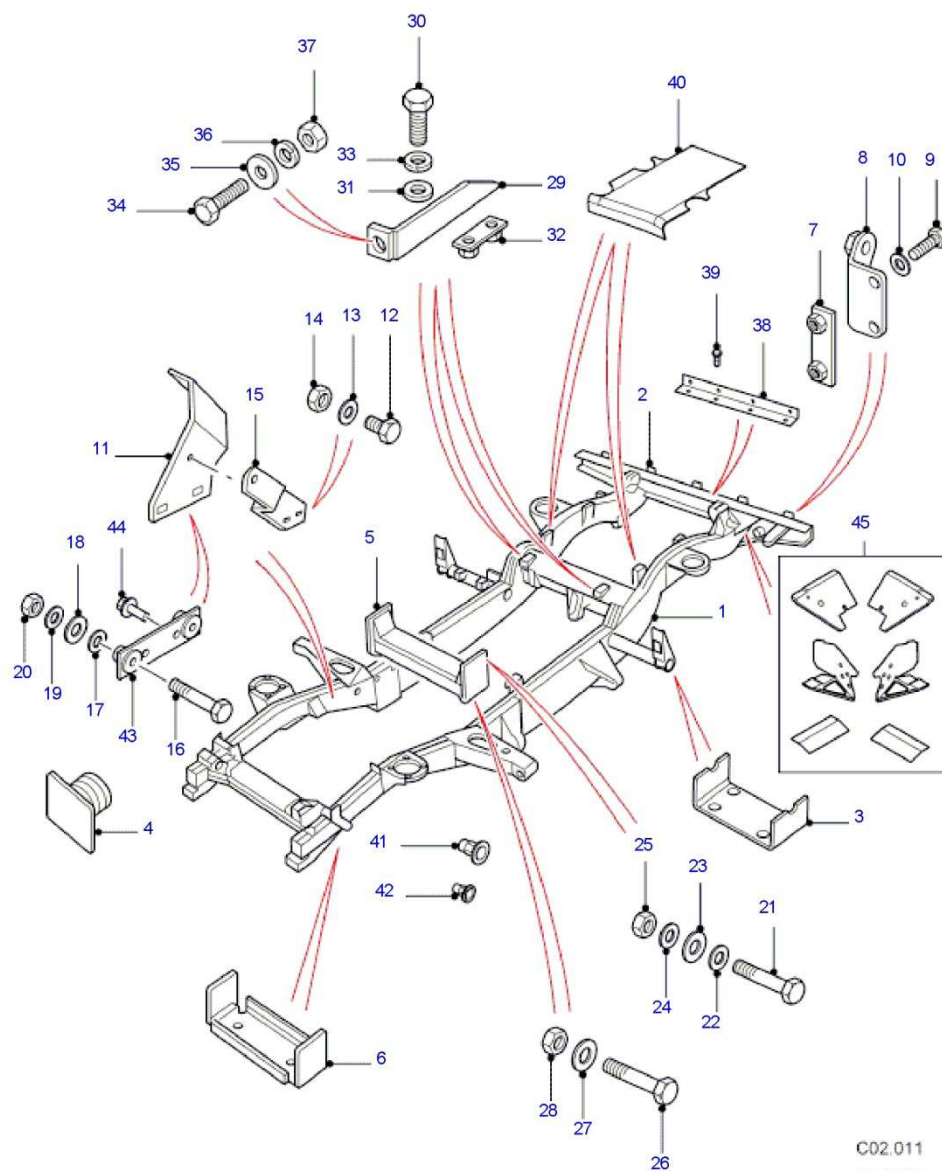
➤ Continued

19	WASHER, M8, SPRUNG \$	4	-				WL108007L
20	NUT - HEX., M8, FLANGED HEAD \$	1	-				FN108046
21	BOLT, M10, HEXAGONAL HEAD, TO CROSSMEMBER \$	4	-				RYP501140
22	WASHER-NYLON \$	4	-				NRC5485
23	WASHER, M10, OVERSIZE, PLAIN \$	4	-				WC110066
24	WASHER, NO 10, PLAIN \$	4	-				KYF500070
25	NUT, M10 \$	4	-				FN110046
26	BOLT, M10 X 25, DUO TAPTITE \$	4	Y				<i>RYG101360</i>
27	WASHER-PLAIN-THIN \$	12	-				WD108051L
28	NUT, M10 \$	4	-				FN110046
29	BRACKET SUPPORT, RH \$	1	-				NRC9695
29	BRACKET SUPPORT, LH \$	1	-				NRC9696
30	SCREW, FLANGED HEAD, M8 X 20MM, BRACKET SUPPORT TO CHASSIS FRAME \$	4	-				FS108207L
31	WASHER, 8MM \$	4	-				WA108056
32	PLATE & WELDNUT ASSEMBLY \$	2	-				AFP710440
33	WASHER, M8, SPRUNG \$	1	-				WL108007L
34	SCREW, FLANGED HEAD, M8 X 20MM \$	2	-				FS108207L
35	WASHER, M8, SPRUNG \$	1	-				WL108007L
36	WASHER, 8MM \$	1	-				WA108056
37	NUT - HEX., M8, FLANGED HEAD \$	1	-				FN108046
38	BRACKET-BODY/CHASSIS MOUNTING \$	1	-				KVU000060
39	SCREW \$	4	-				KYP500350
40	STIFFENER-CHASSIS FRAME, RH, WITH HEAVY DUTY REAR SPRINGS \$	1	-				KVW100590
40	STIFFENER-CHASSIS FRAME, LH, WITH HEAVY DUTY REAR SPRINGS \$	1	-				KVW100580
41	NUTSERT-BLIND, M8, HEXAGONAL \$	X	-				ANR6563
42	NUTSERT-BLIND, M6, SQUARE \$	X	-				BTR8040L
43	PLATE AND WELDNUT \$	2	-				AHR780110
44	SCREW \$	4	-				FA106106
(45)	KIT-FIXINGS-CROSS MEMBER \$	1	-				RTC3354

With compliments from ,

Catalogue: Defender 2007-

Section: C02.011 CHASSIS FRAME ASSEMBLY ('110" WHEELBASE' FROM (V)7A000001)

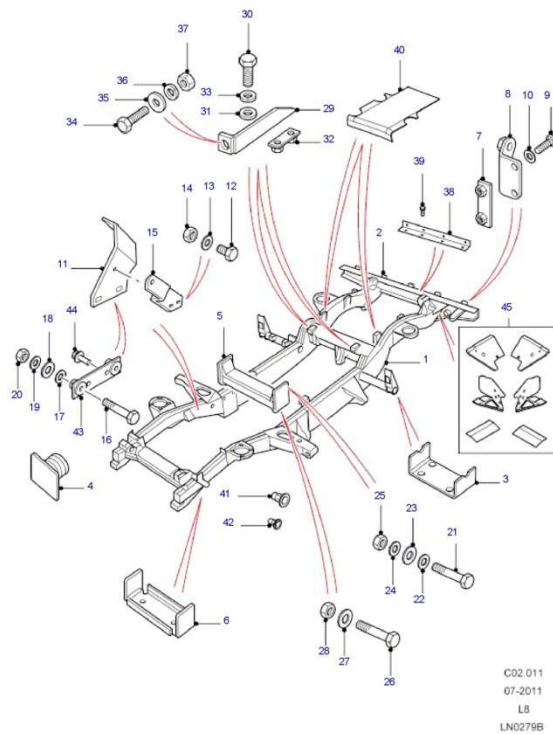


C02.011  
07-2011  
L8  
LN0279B

Callout	Description	Qty	OSI	From	To	E	Number
1	FRAME ASSEMBLY-CHASSIS, 'A' FRAME MOUNTING BRACKET NEEDS TO BE DISCARDED, WITH STANDARD DUTY REAR SPRINGS \$	1	Y		(V)9A775240		LR010508
1	FRAME ASSEMBLY-CHASSIS, 'A' FRAME MOUNTING BRACKET NEEDS TO BE DISCARDED, WITH STANDARD DUTY REAR SPRINGS \$	1	Y	(V)9A775241	(V)AA999999		LR015411
1	FRAME ASSEMBLY-CHASSIS, 'A' FRAME MOUNTING BRACKET NEEDS TO BE DISCARDED, WITH STANDARD DUTY REAR SPRINGS \$	1	Y	(V)BA000001	(V)BA403513		LR021625
1	FRAME ASSEMBLY-CHASSIS, 'A' FRAME MOUNTING BRACKET NEEDS TO BE DISCARDED, WITH STANDARD DUTY REAR SPRINGS \$	1	Y	(V)BA403514	(V)BA999999		LR029634
1	FRAME ASSEMBLY-CHASSIS, 'A' FRAME MOUNTING BRACKET NEEDS TO BE DISCARDED, WITH STANDARD DUTY REAR SPRINGS \$	1	-	(V)CA000001			LR032842
1	FRAME ASSEMBLY-CHASSIS, 'A' FRAME MOUNTING BRACKET NEEDS TO BE DISCARDED, WITH HEAVY DUTY REAR SPRINGS \$	1	Y		(V)9A774631		LR010506
1	FRAME ASSEMBLY-CHASSIS, 'A' FRAME MOUNTING BRACKET NEEDS TO BE DISCARDED, WITH HEAVY DUTY REAR SPRINGS \$	1	-	(V)9A774632	(V)BA404358		LR015409
1	FRAME ASSEMBLY-CHASSIS, 'A' FRAME MOUNTING BRACKET NEEDS TO BE DISCARDED, WITH HEAVY DUTY REAR SPRINGS \$	1	Y	(V)BA404359	(V)BA999999		LR029635
1	FRAME ASSEMBLY-CHASSIS, 'A' FRAME MOUNTING BRACKET NEEDS TO BE DISCARDED, WITH HEAVY DUTY REAR SPRINGS \$	1	-	(V)CA000001			LR032844
2	CROSSMEMBER ASSEMBLY-CHASSIS FRAME \$	1	-				KVB000290
3	BRACKET ANTI ROLL BAR, REAR \$	2	-				NRC5724
4	PLUG \$	2	-				KVV100000
5	CROSSMEMBER ASSEMBLY-CHASSIS FRAME \$	1	-				KVB500060
6	BRACKET ANTI ROLL BAR, FRONT \$	2	-				NTC7667
7	PLATE & WELDNUT ASSEMBLY, TO SUPPORT BRACKET TAILBOARD \$	2	-				AHR710370
8	MOUNTING-TAILGATE HINGE \$	2	Y		(V)9A000007		NRC9749
8	MOUNTING-TAILGATE HINGE \$	2	-	(V)9A888888			LR016704
9	SCREW, FLANGED HEAD, M8 X 20MM \$	4	-				FS108207L
10	WASHER, M8 \$	4	-				WC108051L
11	BRACKET ASSEMBLY-FOOTREST, RH \$	1	-				AQU710040
11	BRACKET ASSEMBLY-FOOTREST, LH \$	1	-				AQU710050
12	BOLT, M8 X 25, FLANGED HEAD \$	4	Y				FS108257L
12	BOLT, HEXAGONAL HEAD, M10 X 25 \$	4	-				FS110256
13	WASHER, 8MM \$	16	-				WA108056
14	NUT - HEX., M8, FLANGED HEAD \$	1	-				FN108046
15	PLATE, RH \$	1	Y		(V)BA410473		SRU500220
15	PLATE, RH \$	1	-	(V)BA410474			LR033004
15	PLATE, LH \$	1	Y		(V)BA410473		SRU500230
15	PLATE, LH \$	1	-	(V)BA410474			LR033005
16	BOLT, HEXAGONAL HEAD, M8 X 100 \$	4	-				BH108201L
17	WASHER, M8 \$	4	-				WC108051L

➤ See next page

With compliments from ,  
Catalogue: Defender 2007-  
Section: C02.011 CHASSIS FRAME ASSEMBLY ('110" WHEELBASE' FROM (V)7A000001)



© 2004 - 2012 Infomedia Ltd and its licensors.



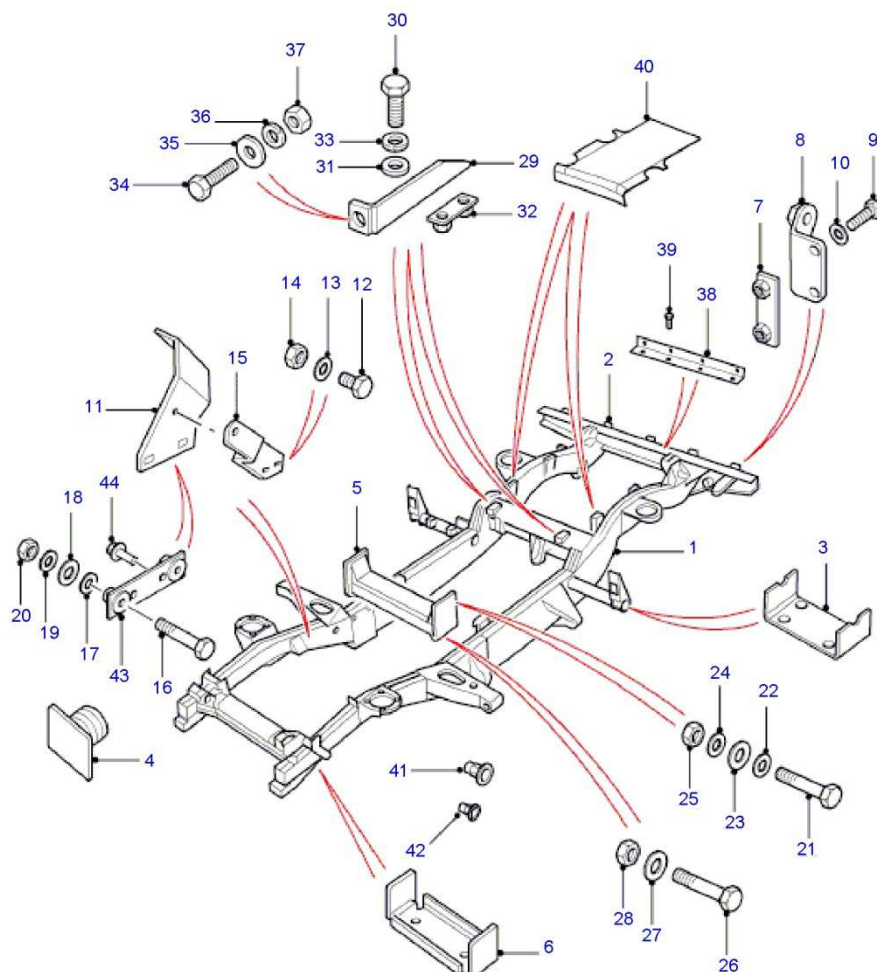
➤ Continued

18	WASHER, PLAIN, STANDARD \$	4	-				WP185L
19	WASHER, M8, SPRUNG \$	4	-				WL108007L
20	NUT - HEX., M8, FLANGED HEAD \$	1	-				FN108046
21	BOLT, M10, HEXAGONAL HEAD, TO CROSSMEMBER \$	4	-				RYP501140
22	WASHER-NYLON \$	4	-				NRC5485
23	WASHER, M10, OVERSIZE, PLAIN \$	4	-				WC110066
24	WASHER, NO 10, PLAIN \$	4	-				KYF500070
25	NUT, M10 \$	4	-				FN110046
26	BOLT, M10 X 25, DUO TAPTITE \$	4	Y				<i>RYG101360</i>
27	WASHER-PLAIN-THIN \$	12	-				WD108051L
28	NUT, M10 \$	4	-				FN110046
29	BRACKET SUPPORT, RH \$	1	-				NRC9695
29	BRACKET SUPPORT, LH \$	1	-				NRC9696
30	SCREW, FLANGED HEAD, M8 X 20MM, BRACKET SUPPORT TO CHASSIS FRAME \$	4	-				FS108207L
31	WASHER, 8MM \$	4	-				WA108056
32	PLATE & WELDNUT ASSEMBLY \$	2	-				AFP710440
33	WASHER, M8, SPRUNG \$	1	-				WL108007L
34	SCREW, FLANGED HEAD, M8 X 20MM \$	2	-				FS108207L
35	WASHER, M8, SPRUNG \$	1	-				WL108007L
36	WASHER, 8MM \$	1	-				WA108056
37	NUT - HEX., M8, FLANGED HEAD \$	1	-				FN108046
38	BRACKET-BODY/CHASSIS MOUNTING \$	1	-				KVU000060
39	SCREW \$	4	-				KYP500350
40	STIFFENER-CHASSIS FRAME, RH, WITH HEAVY DUTY REAR SPRINGS \$	1	-				KVW100590
40	STIFFENER-CHASSIS FRAME, LH, WITH HEAVY DUTY REAR SPRINGS \$	1	-				KVW100580
41	NUTSERT-BLIND, M8, HEXAGONAL \$	X	-				ANR6563
42	NUTSERT-BLIND, M6, SQUARE \$	X	-				BTR8040L
43	PLATE AND WELDNUT \$	2	-				AHR780110
44	SCREW \$	4	-				FA106106
(45)	KIT-FIXINGS-CROSS MEMBER \$	1	-				RTC3354

With compliments from ,

Catalogue: Defender 2007-

Section: C02.012 CHASSIS FRAME ASSEMBLY ('130" WHEELBASE' FROM (V)7A000001)

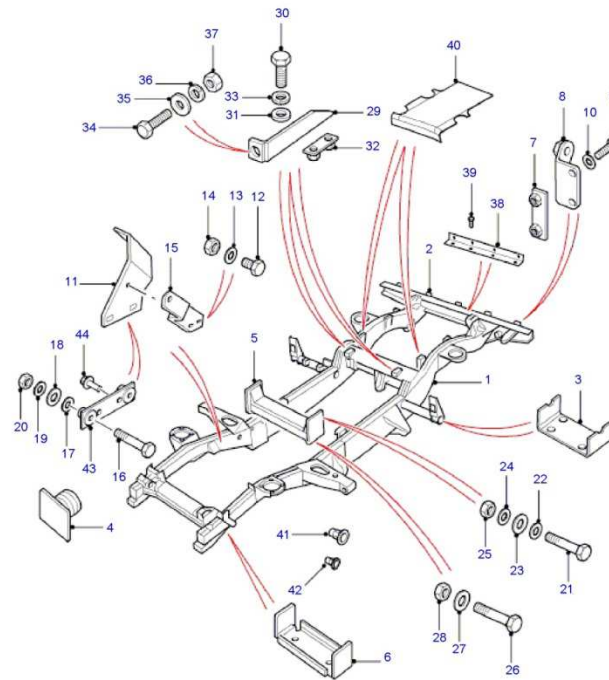


C02.012  
12-2009  
L8  
LN0280A

Callout	Description	Qty	OSI	From	To	E	Number
1	FRAME ASSEMBLY-CHASSIS \$	1	-		(V)7A750127		KVD501260
1	FRAME ASSEMBLY-CHASSIS, 'A' FRAME MOUNTING BRACKET NEEDS TO BE DISCARDED \$	1	Y	(V)7A750128	(V)9A767225		KVD501350
1	FRAME ASSEMBLY-CHASSIS, 'A' FRAME MOUNTING BRACKET NEEDS TO BE DISCARDED \$	1	Y	(V)9A767226	(V)9A775240		LR010509
1	FRAME ASSEMBLY-CHASSIS, 'A' FRAME MOUNTING BRACKET NEEDS TO BE DISCARDED \$	1	Y	(V)9A775241	(V)BA403797		LR015412
1	FRAME ASSEMBLY-CHASSIS, 'A' FRAME MOUNTING BRACKET NEEDS TO BE DISCARDED \$	1	Y	(V)BA403798	(V)BA999999		LR029636
1	FRAME ASSEMBLY-CHASSIS, 'A' FRAME MOUNTING BRACKET NEEDS TO BE DISCARDED \$	1	-	(V)CA000001			LR032843
2	CROSSMEMBER ASSEMBLY-CHASSIS FRAME \$	1	-				KVB000290
3	BRACKET ANTI ROLL BAR, REAR \$	2	-				NRC5724
4	PLUG \$	2	-				KVV100000
5	CROSSMEMBER ASSEMBLY-CHASSIS FRAME \$	1	-				KVB500060
6	BRACKET ANTI ROLL BAR, FRONT \$	2	-				NTC7667
7	PLATE & WELDNUT ASSEMBLY, TO SUPPORT BRACKET TAILBOARD \$	2	-				AHR710370
8	MOUNTING-TAILGATE HINGE \$	2	Y		(V)9A888887		NRC9749
8	MOUNTING-TAILGATE HINGE \$	2	-	(V)9A888888			LR016704
9	SCREW, FLANGED HEAD, M8 X 20MM \$	4	-				FS108207L
10	WASHER, M8 \$	4	-				WC108051L
11	BRACKET ASSEMBLY-FOOTREST, RH \$	1	-				AQU710040
11	BRACKET ASSEMBLY-FOOTREST, LH \$	1	-				AQU710050
12	BOLT, M8 X 25, FLANGED HEAD \$	4	Y				FS108257L
12	BOLT, HEXAGONAL HEAD, M10 X 25, TO CROSSMEMBER \$	4	-				FS110256
13	WASHER, 8MM \$	16	-				WA108056
14	NUT - HEX., M8, FLANGED HEAD \$	1	-				FN108046
15	PLATE, RH \$	1	Y		(V)BA410473		SRU500220
15	PLATE, RH \$	1	-	(V)BA410474			LR033004
15	PLATE, LH \$	1	Y		(V)BA410473		SRU500230
15	PLATE, LH \$	1	-	(V)BA410474			LR033005
16	BOLT, HEXAGONAL HEAD, M8 X 100 \$	4	-		(V)7A999999		BH108201L
16	BOLT, HEXAGONAL HEAD, M8 X 100 \$	4	-	(V)8A000001			XYG500140

➤ See next page

With compliments from ,  
Catalogue: Defender 2007-  
Section: C02.012 CHASSIS FRAME ASSEMBLY ('130" WHEELBASE' FROM (V)7A000001)



C02.012  
12-2009  
L8  
LN0280A

© 2004 - 2012 Infomedia Ltd and its licensors.

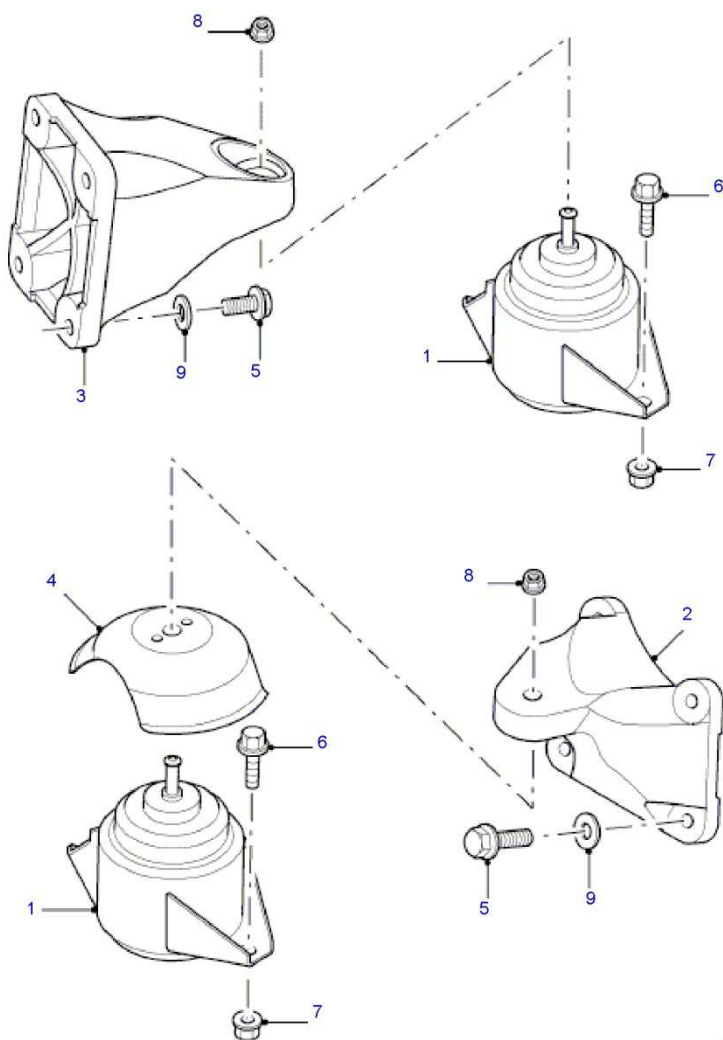
➤ continued

17	WASHER, M8 \$	4	-				WC108051L
18	WASHER, PLAIN, STANDARD \$	4	-				WP185L
19	WASHER, M8, SPRUNG \$	4	-				WL108007L
20	NUT - HEX., M8, FLANGED HEAD \$	1	-				FN108046
21	BOLT, M10, HEXAGONAL HEAD, TO CROSSMEMBER \$	4	-				RYP501140
22	WASHER-NYLON \$	4	-				NRC5485
23	WASHER, M10, OVERSIZE, PLAIN \$	4	-				WC110066
24	WASHER, NO 10, PLAIN \$	4	-				KYF500070
25	NUT, M10 \$	4	-				FN110046
26	BOLT, 10 X 25MM, DUO TAPTITE \$	4	Y				<i>RY6101360</i>
27	WASHER-PLAIN-THIN \$	12	-				WD108051L
28	NUT, M10 \$	4	-				FN110046
29	BRACKET SUPPORT, RH \$	1	-				NRC9695
29	BRACKET SUPPORT, LH \$	1	-				NRC9696
30	SCREW, FLANGED HEAD, M8 X 20MM, BRACKET SUPPORT TO CHASSIS FRAME \$	4	-				FS108207L
31	WASHER, 8MM \$	4	-				WA108056
32	PLATE & WELDNUT ASSEMBLY \$	2	-				AFP710440
33	WASHER, M8, SPRUNG \$	1	-				WL108007L
34	SCREW, FLANGED HEAD, M8 X 20MM \$	2	-				FS108207L
35	WASHER, M8, SPRUNG \$	1	-				WL108007L
36	WASHER, 8MM \$	1	-				WA108056
37	NUT - HEX., M8, FLANGED HEAD \$	1	-				FN108046
38	BRACKET-BODY/CHASSIS MOUNTING \$	1	-				KVU000060
39	SCREW \$	4	-				KYP500350
40	STIFFENER-CHASSIS FRAME, RH \$	1	-				KVW100590
40	STIFFENER-CHASSIS FRAME, LH \$	1	-				KVW100580
41	NUTSERT-BLIND, M8, HEXAGONAL \$	X	-				ANR6563
42	NUTSERT-BLIND, M6, SQUARE \$	X	-				BTR8040L
43	PLATE AND WELDNUT \$	2	-				AHR780110
44	SCREW \$	4	-				FA106106

With compliments from ,

Catalogue: Defender 2007-

Section: C02.015 ENGINE MOUNTING (FROM (V)7A000001)



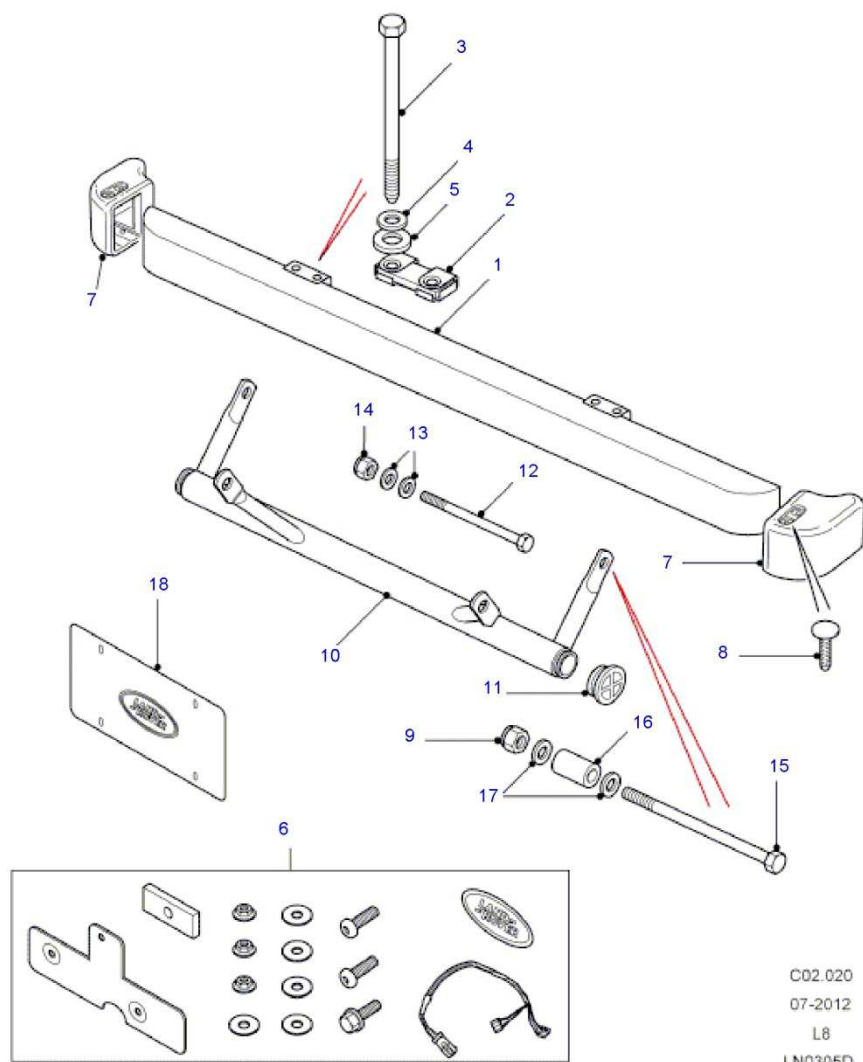
C02.015  
01-2007  
L8  
LN0312

Callout	Description	Qty	OSI	From	To		E	Number
1	MOUNTING-ENGINE RUBBER \$	2	-					KKB500750
2	BRACKET-ENGINE MOUNTING, LH \$	1	-					KKU500860
3	BRACKET-ENGINE MOUNTING, RH \$	1	-					KKU500830
4	HEATSHIELD. \$	1	-					KKJ500260
5	BOLT - FLANGED HEX., M10 X 45 \$	8	-					FC110096
6	BOLT - FLANGED HEX., M12 X 1.75MM \$	4	-		(V)BA822678			ANR2638
6	BOLT - FLANGED HEX., M12 X 40 \$	4	-	(V)BA822679				RYP501120
7	NUT - FLANGED, M12 \$	4	-					FX112041L
8	NUT - FLANGED, M12 \$	2	-					FX112046
9	WASHER, M10 \$	8	-					WC110066

With compliments from ,

Catalogue: Defender 2007-

Section: C02.020 FRONT BUMPER & BUMPERETTES (FROM (V)7A000001)



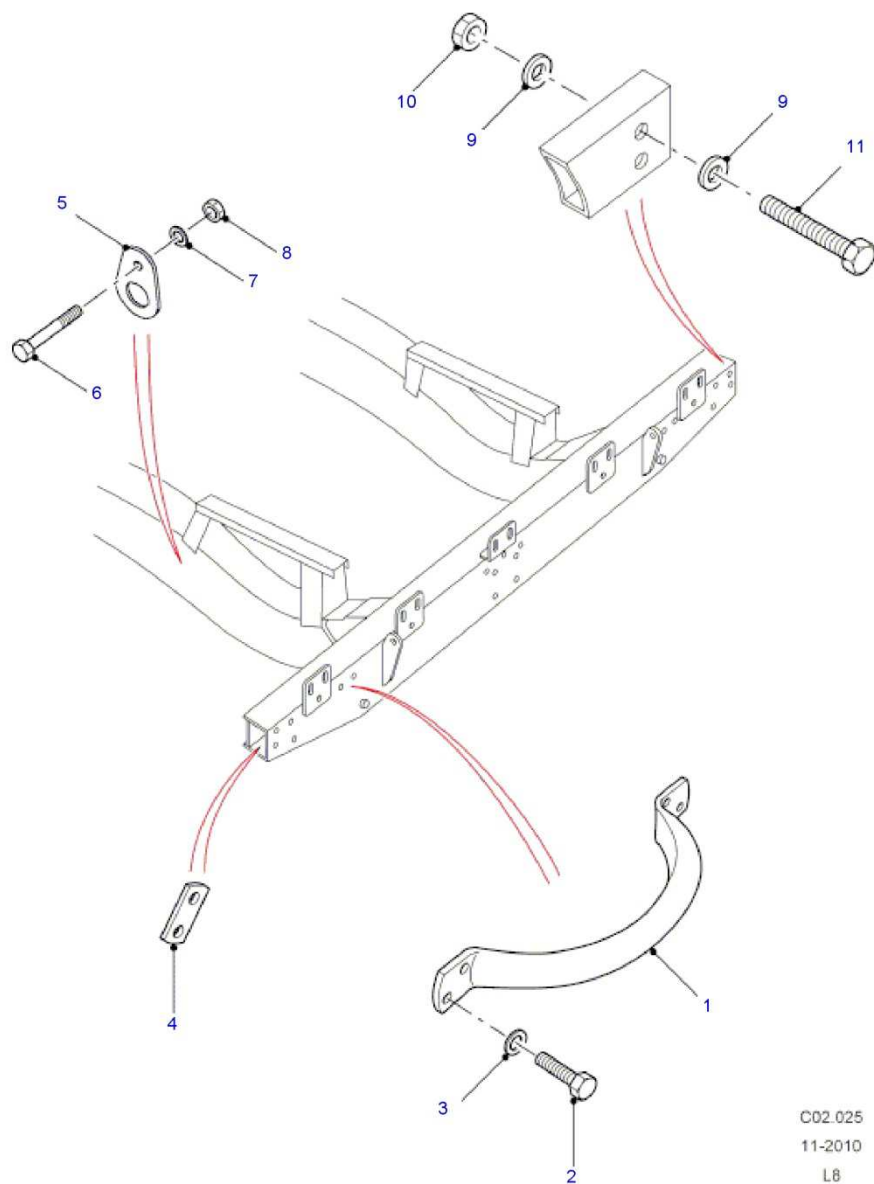


Callout	Description	Qty	OSI	From	To	E	Number
1	BUMPER-FRONT, BLACK, WITH FRONT BUMPER COVERS \$	1	-				DPB501190PMA
2	PLATE-TAPPING \$	2	-				ALQ710040
3	BOLT, BLACK, M10 X 110 \$	4	-				VYG500040
4	WASHER, BLACK, 10MM, STANDARD. \$	4	-				DYF100760
5	WASHER, BLACK, M10, LARGE \$	4	-		(V)CA555554		VYF500050
5	WASHER, 31 X 11.5 X 3.25 \$	4	-	(V)CA555555			LR044352
6	BRACKET - LICENSE PLATE, FOR RUSSIAN MARKET \$	1	-				LR016954
7	END CAP-FRONT BUMPER \$	2	-				DPT100070
8	FASTENER-FIR TREE \$	8	-				DZM100080
9	NUT - HEX., NYLOC, HEXAGONAL, 1/2UNF \$	2	-				FY112056
10	BAR-UNDERSIDE PROTECTION, OPTIONAL \$	1	-				NRC7009
11	PLUG-BLANKING \$	2	-				NRC5886
12	BOLT, HEXAGONAL HEAD, M10 X 120 \$	2	-				BH110241L
13	WASHER, M10 \$	4	-				WA110066
14	NUT - HEX., M10, NYLOC, FLANGE \$	2	-				NY110047L
15	BOLT \$	2	-				FC112326
16	SPACER \$	2	-				AMW710010
17	WASHER-PLAIN \$	2	-				WC112086
18	NAME PLATE, POLISHED, STAINLESS STEEL, FOR LICENSE PLATE, LOCAL SOURCED \$	1	-				LR007528

With compliments from ,

Catalogue: Defender 2007-

Section: C02.025 LIFTING HANDLE & LASHING RING (FROM (V)7A000001)



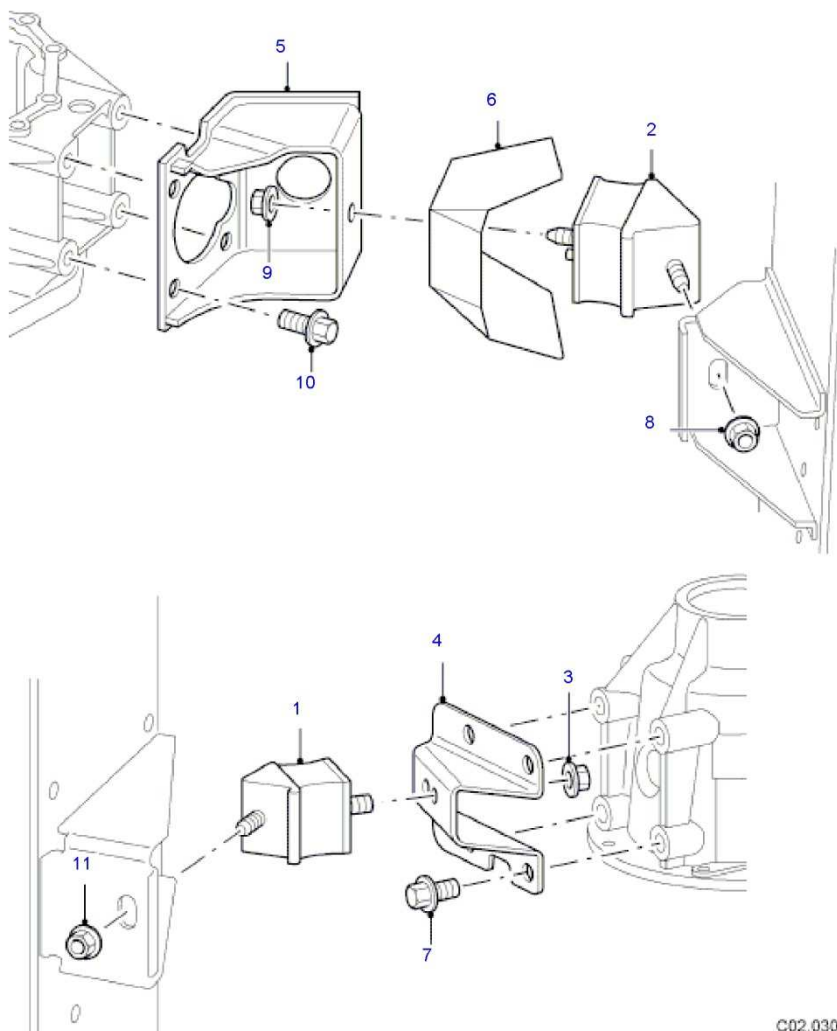
C02.025  
11-2010  
L8  
LN0306A

Callout	Description	Qty	OSI	From	To		E	Number
1	HANDLE-GRAB, BLACK \$	2	-					NTC5116
2	SCREW, FLANGED HEAD \$	8	-					AYG100230
3	WASHER, 8MM \$	8	-					WA108056
4	NUT - HEX. \$	4	-					AHR710480
5	BRACKET-TOWING, FRONT AND REAR, LESS SPOILER \$	4	-					90577509
6	BOLT, BLACK, FLANGED HEAD, DACROMAT, M10 X 105, '90" WHEELBASE' \$	2	-					KYG500480
6	BOLT, FLANGED HEAD, M10 X 115, '110" WHEELBASE' \$	2	-					DYG000040
6	BOLT, FLANGED HEAD, M10 X 115, '130" WHEELBASE' \$	2	-					DYG000040
7	WASHER, NO 10, PLAIN \$	4	-					217245
8	NUT - HEX., M10, NYLOC, FLANGE \$	4	-					NY110047L
9	WASHER \$	8	-					VYF500050
10	NUT \$	4	-					RYH500460
11	BOLT, M10 X 110, TORX DRIVE \$	4	-					AYG500140

With compliments from ,

Catalogue: Defender 2007-

Section: C02.030 TRANSMISSION MOUNTING (FROM (V)7A000001)



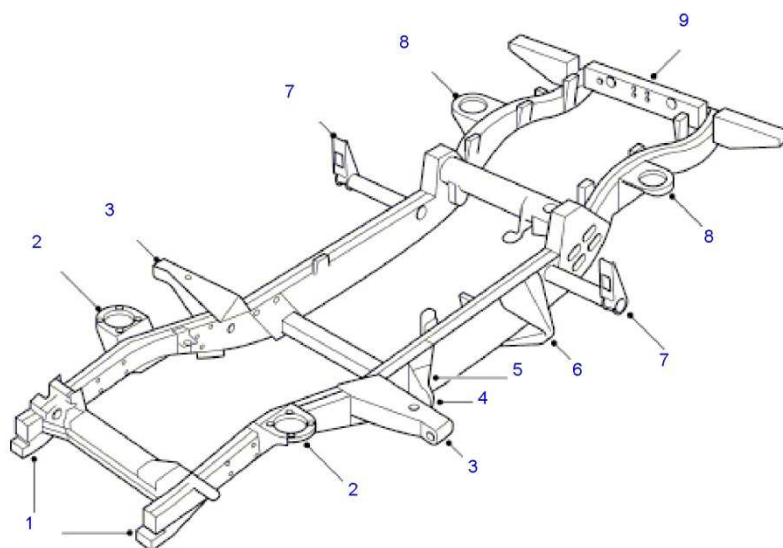
C02.030  
01-2007  
L8  
LN0313

Callout	Description	Qty	OSI	From	To	E	Number
1	MOUNTING-GEARBOX, RH \$	1	-				KQB500550
2	MOUNTING-GEARBOX, LH \$	1	-				KQB500560
3	NUT-FLANGE, M10 \$	4	Y				FX110047L
4	BRACKET-MOUNTING, RH \$	1	-				KQE500050
5	BRACKET-MOUNTING, LH \$	1	-				KKU000710
6	HEATSHIELD., LH \$	1	-				KR0100030
7	SCREW, M12 X 20 \$	4	-				FT112206
8	NUT-FLANGE, M10 \$	1	-				FX110046
9	NUT-FLANGE, M10 \$	1	Y				FX110047L
10	SCREW, M12 X 25 \$	4	-				FS112256
11	NUT-FLANGE, M10 \$	1	-				FX110046

With compliments from ,

Catalogue: Defender 2007-

Section: C02.035 REPLACEMENT OUTRIGGERS (FROM (V)7A000001)



C02.035  
39-2012  
L8  
L8C02035

Callout	Description	Qty	OSI	From	To	E	Number
1	KIT-CHASSIS REPAIR-FRONT SECTION, RH \$	1	-				STC8652
1	KIT-CHASSIS REPAIR-FRONT SECTION, LH \$	1	-				STC8653
2	SEAT-SPRING FRONT, RH \$	1	-				STC8693
2	SEAT-SPRING FRONT, LH \$	1	-				STC8608
3	OUTRIGGER ASSEMBLY, FRONT, RH, NO1 \$	1	-				STC8354
3	OUTRIGGER ASSEMBLY, FRONT, NO1, LH \$	1	-				STC8355
4	TIE BRACKET, LH \$	1	-				STC8694
4	TIE BRACKET, RH \$	1	-				STC8695
5	BRACKET ASSEMBLY-FRONT RADIUS ARM MOUNTING, RH \$	1	-				STC8604
5	BRACKET ASSEMBLY-FRONT RADIUS ARM MOUNTING, LH \$	1	-				STC8605
6	BRACKET ASSEMBLY-TRAILING LINK MOUNTING, RH \$	1	-				STC8606
6	BRACKET ASSEMBLY-TRAILING LINK MOUNTING, LH \$	1	-				STC8607
7	OUTRIGGER ASSEMBLY, RH, '90" WHEELBASE' \$	1	-				STC8648
7	OUTRIGGER ASSEMBLY, LH, '90" WHEELBASE' \$	1	-				STC8649
7	OUTRIGGER ASSEMBLY, REAR, NON HANDED, '110" WHEELBASE' \$	2	-				STC8356
8	SEAT-SPRING REAR, NON HANDED, '90" WHEELBASE' \$	2	-				STC8610
8	SEAT-SPRING REAR, NON HANDED, '110" WHEELBASE' \$	2	-				STC8609
8	SEAT-SPRING REAR, NON HANDED, '130" WHEELBASE' \$	2	-				STC8609
9	CROSSMEMBER ASSEMBLY-CHASSIS FRAME \$	1	-				KVB000290



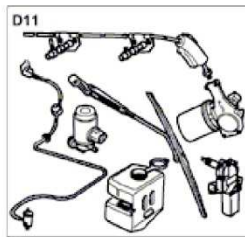
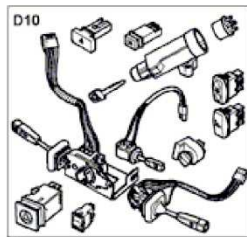
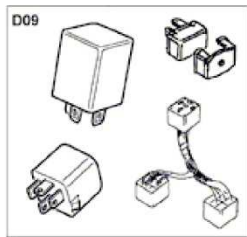
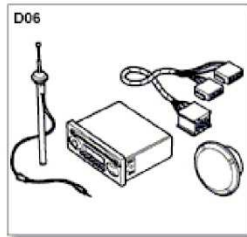
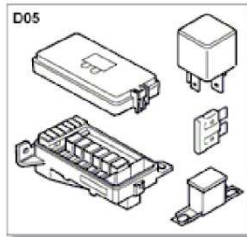
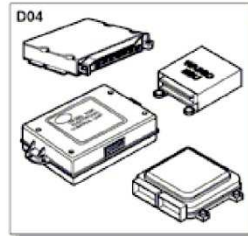
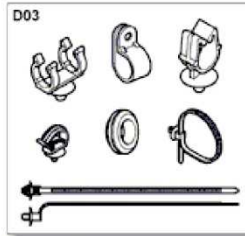
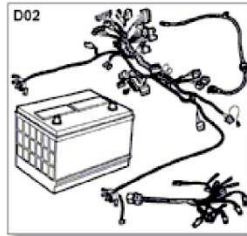
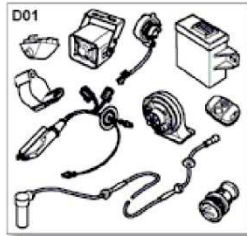


Page left blank




With compliments from ,  
Catalogue: Defender 2007-  
Section: GRAPHIC INDEX

---



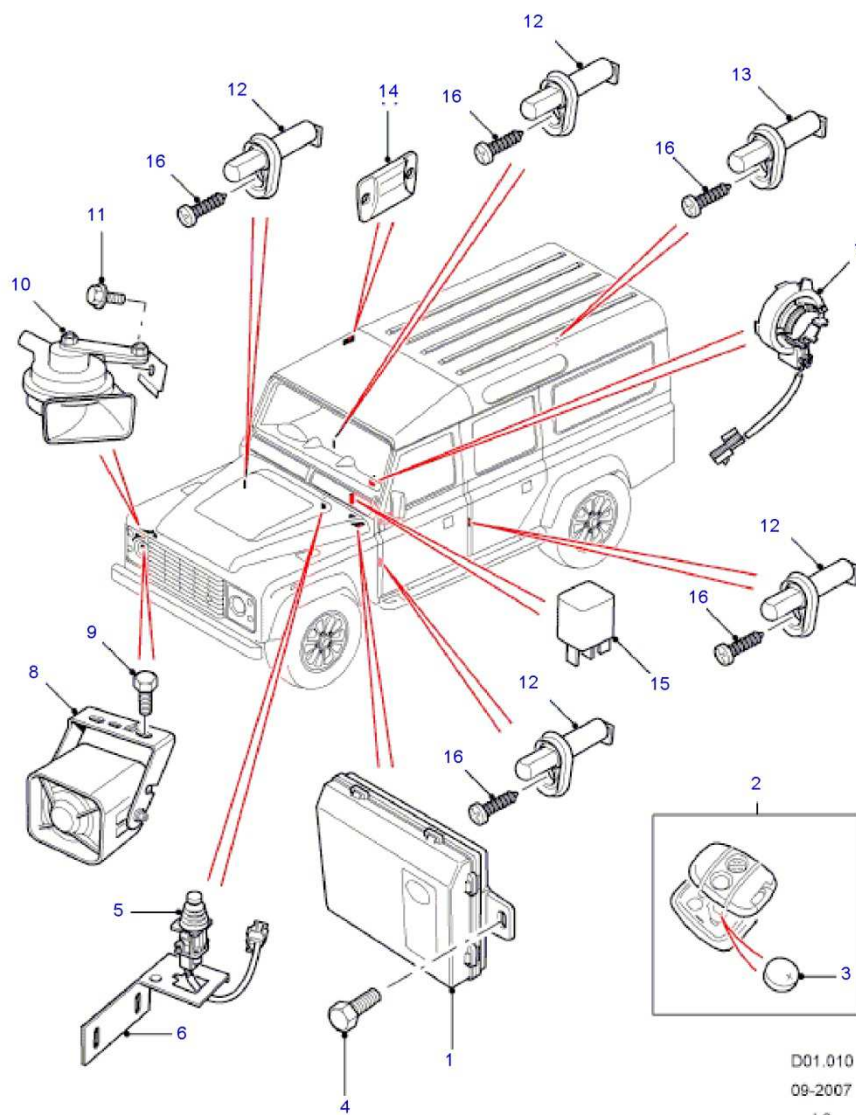
Section: D01.005 ABS SENSORS (4 WHEEL ANTI-LOCK BRAKING SYSTEM FROM (V)7A000001)



406

Callout	Description	Qty	OSI	From	To	E	Number
1	KIT-ANTILOCK BRAKE SYSTEM SENSOR, FRONT, WABCO \$	2	-		[V]AA798476		SSW500090
2	KIT-ANTILOCK BRAKE SYSTEM SENSOR, REAR, WABCO \$	2	Y		[V]9A767299		SSW500060
2	KIT-ANTILOCK BRAKE SYSTEM SENSOR, REAR, WABCO \$	2	-	[V]9A767300	[V]AA798476		SSW500080
3	BUSH \$	1	-		[V]BA888887		FTC1374
3	BUSH \$	1	-	[V]BA888888			LR029522
4	GREASE \$	1	Y				SYL500020
5	SENSOR, FRONT, ABS, BOSCH \$	2	-	[V]AA798477			LR023690
6	SENSOR, REAR, ABS, BOSCH \$	2	-	[V]AA798477			LR023691

With compliments from ,  
Catalogue: Defender 2007-  
Section: D01.010 ANTI-THEFT ALARM SYSTEMS (FROM (V)7A000001)



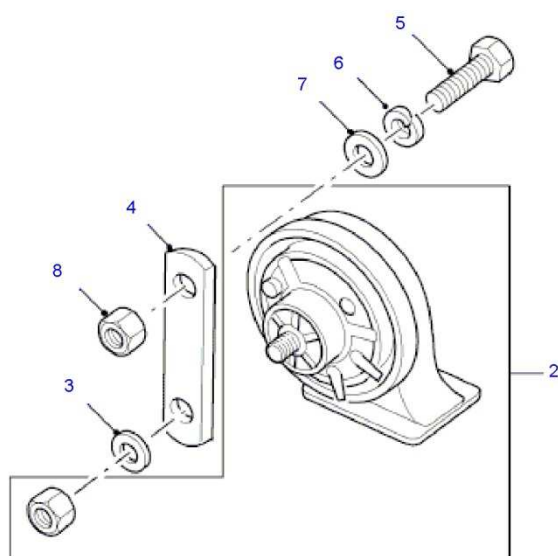
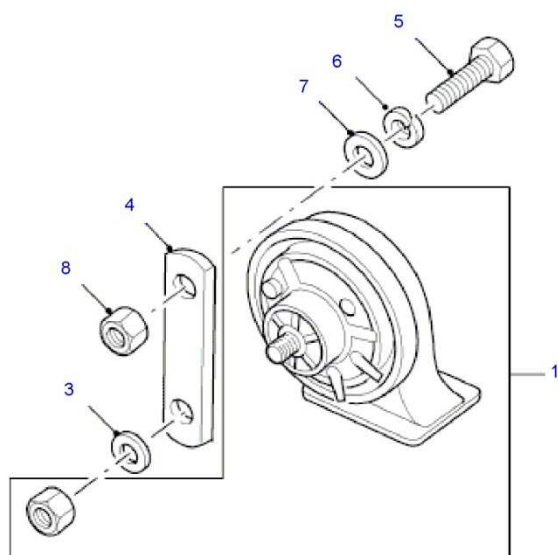
D01.010  
09-2007  
L8  
LM0220A

Callout	Description	Qty	OSI	From	To	E	Number
1	CONTROL UNIT BURGLAR ALARM, LESS DOOR ENTRY REMOTE CONTROL UNIT, FOR 433 FREQUENCY \$	1	Y		(V)7A738116		YWC106270
1	CONTROL UNIT BURGLAR ALARM, LESS DOOR ENTRY REMOTE CONTROL UNIT, FOR 433 FREQUENCY \$	1	-	(V)7A738117	(V)CA444443		YWC500660
1	CONTROL UNIT BURGLAR ALARM, LESS DOOR ENTRY REMOTE CONTROL UNIT, FOR 433 FREQUENCY \$	1	-	(V)CA444444			LR045289
1	CONTROL UNIT BURGLAR ALARM, WITH DOOR ENTRY REMOTE CONTROL UNIT, FOR 433 FREQUENCY \$	1	-		(V)CA444443		YWC500640
1	CONTROL UNIT BURGLAR ALARM, WITH DOOR ENTRY REMOTE CONTROL UNIT, FOR 433 FREQUENCY \$	1	-	(V)CA444444			LR045287
1	CONTROL UNIT BURGLAR ALARM, LESS DOOR ENTRY REMOTE CONTROL UNIT, FOR 315 FREQUENCY \$	1	Y		(V)7A738116		YWC106260
1	CONTROL UNIT BURGLAR ALARM, LESS DOOR ENTRY REMOTE CONTROL UNIT, FOR 315 FREQUENCY \$	1	-	(V)7A738117	(V)CA444443		YWC500650
1	CONTROL UNIT BURGLAR ALARM, LESS DOOR ENTRY REMOTE CONTROL UNIT, FOR 315 FREQUENCY \$	1	-	(V)CA444444			LR045288
1	CONTROL UNIT BURGLAR ALARM, WITH DOOR ENTRY REMOTE CONTROL UNIT, FOR 315 FREQUENCY \$	1	Y		(V)7A738116		YWC106290
1	CONTROL UNIT BURGLAR ALARM, WITH DOOR ENTRY REMOTE CONTROL UNIT, FOR 315 FREQUENCY \$	1	-	(V)7A738117	(V)CA444443		YWC500630
1	CONTROL UNIT BURGLAR ALARM, WITH DOOR ENTRY REMOTE CONTROL UNIT, FOR 315 FREQUENCY \$	1	-	(V)CA444444			LR045286
2	TRANSMITTER PLIP BURGLAR ALARM, FOR 433 FREQUENCY \$	1	-				YWX101220
2	TRANSMITTER PLIP BURGLAR ALARM, FOR 315 FREQUENCY \$	1	-				YWX101230
3	BATTERY \$	2	-				YWK10003L
4	SCREW \$	1	-		(V)7A999999		DA610051
4	SCREW \$	1	-	(V)8A000001			VYP500060
5	SWITCH-CONTACT-BONNET BURGLAR ALARM \$	1	-				AMR2022
6	SWITCH & BRACKET ASSEMBLY-BONNET BURGLAR ALARM, RHD \$	1	-				ABU710160
6	SWITCH & BRACKET ASSEMBLY-BONNET BURGLAR ALARM, LHD \$	1	-				ABU710170
7	COIL-ENGINE IMMOBILIZER, DUAL NOTE ELECTRIC HORN, PERIMETER / VOLUME THEFT SYSTEM \$	1	-				AMR4897
8	SOUNDER UNIT BURGLAR ALARM, WITH BATTERY BACK UP, PERIMETER / VOLUME THEFT SYSTEM \$	1	Y		(V)7A999999		YWK100131
8	SOUNDER UNIT BURGLAR ALARM, SECURITY SIREN - BATTERY BACKUP \$	1	Y	(V)8A000001	(V)8A999999		LR012194
8	SOUNDER UNIT BURGLAR ALARM, SECURITY SIREN - BATTERY BACKUP \$	1	-	(V)9A000001	(V)CA444443		LR014059
8	SOUNDER UNIT BURGLAR ALARM, SECURITY SIREN - BATTERY BACKUP \$	1	-	(V)CA444444			LR044570
9	SCREW-FLANGED HEAD, M6 X 16MM, FLANGED HEAD \$	1	-				FS106167L
10	SOUNDER UNIT BURGLAR ALARM, WITHOUT BATTERY BACK UP \$	1	-				YWG500010
11	SCREW-FLANGED HEAD, M6 X 16MM, FLANGED HEAD \$	1	-				FS106167L
12	SWITCH \$	X	-				AFU4241L
13	SWITCH \$	1	-				PRC8548
14	SENSOR ULTRASONIC \$	1	-				YWC500470
15	RELAY, BROWN, TWIN MAKE \$	1	-				AMR1088
16	SCREW, FLANGED HEAD \$	X	-				YYP100860

With compliments from ,

Catalogue: Defender 2007-

Section: D01.015 HORN (WITH MANUAL AIR CONDITIONING FROM (V)7A000001)



D01.015  
08-2008  
L8  
LM0216A

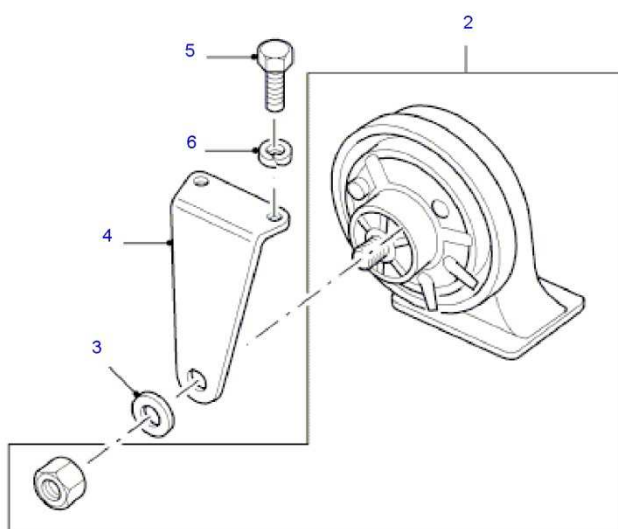
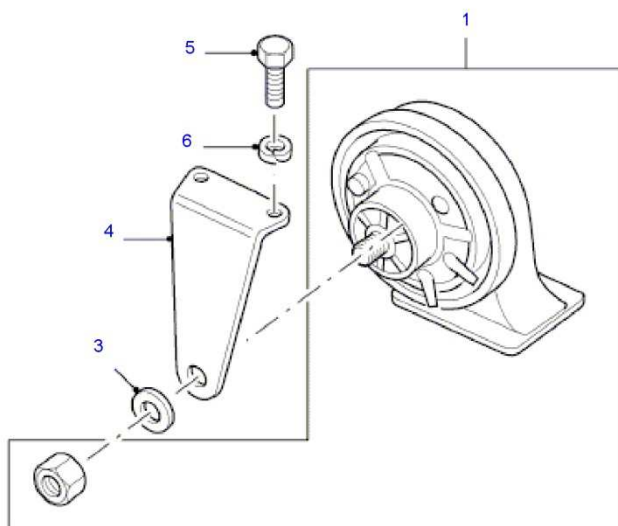
© 2004 - 2012 Infomedia Ltd and its licensors.



Callout	Description	Qty	OSI	From	To		E	Number
1	HORN ASSEMBLY, LOW NOTE \$	1	-					YEB500130
2	HORN ASSEMBLY, HIGH NOTE \$	1	-					YEB500140
3	WASHER, 8MM, HORN FIXING \$	1	-					WA108056
4	BRACKET ASSEMBLY-HORN MOUNTING, RH \$	1	-					ASU710060
4	BRACKET ASSEMBLY-HORN MOUNTING, LH \$	1	-					ASU710070
5	SCREW, M6 X 12MM \$	1	-					FS106127L
6	WASHER, M8, SPRUNG, BRACKET FIXING \$	1	-					WL108002
7	WASHER-PLAIN, BRACKET FIXING \$	1	-					4868L
8	NUT - HEX., M8, FLANGED HEAD \$	1	-					FN108046

With compliments from ,  
Catalogue: Defender 2007-  
Section: D01.020 HORN (LESS AIR CONDITIONING FROM (V)7A000001)

---



D01.020  
01-2007  
L8  
LM0217

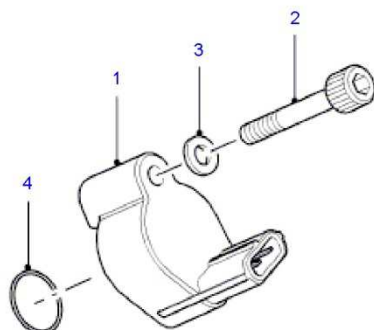
Callout	Description	Qty	OSI	From	To	E	Number
1	HORN ASSEMBLY, LOW NOTE \$	1	-				YEB500130
2	HORN ASSEMBLY, HIGH NOTE \$	1	-				YEB500140
3	WASHER, 8MM, HORN FIXING, LESS AIR CONDITIONING \$	1	-				WA108056
4	BRACKET ASSEMBLY-HORN MOUNTING, RH \$	1	-				ASU710060
4	BRACKET ASSEMBLY-HORN MOUNTING, LH \$	1	-				ASU710070
5	SCREW, M6 X 12MM \$	1	-				FS106127L
6	WASHER, M6, SPRUNG, BRACKET FIXING \$	2	-				WL106002

With compliments from ,

Catalogue: Defender 2007-

Section: D01.030 SPEEDO TRANSDUCER (FROM (V)7A000001)

---



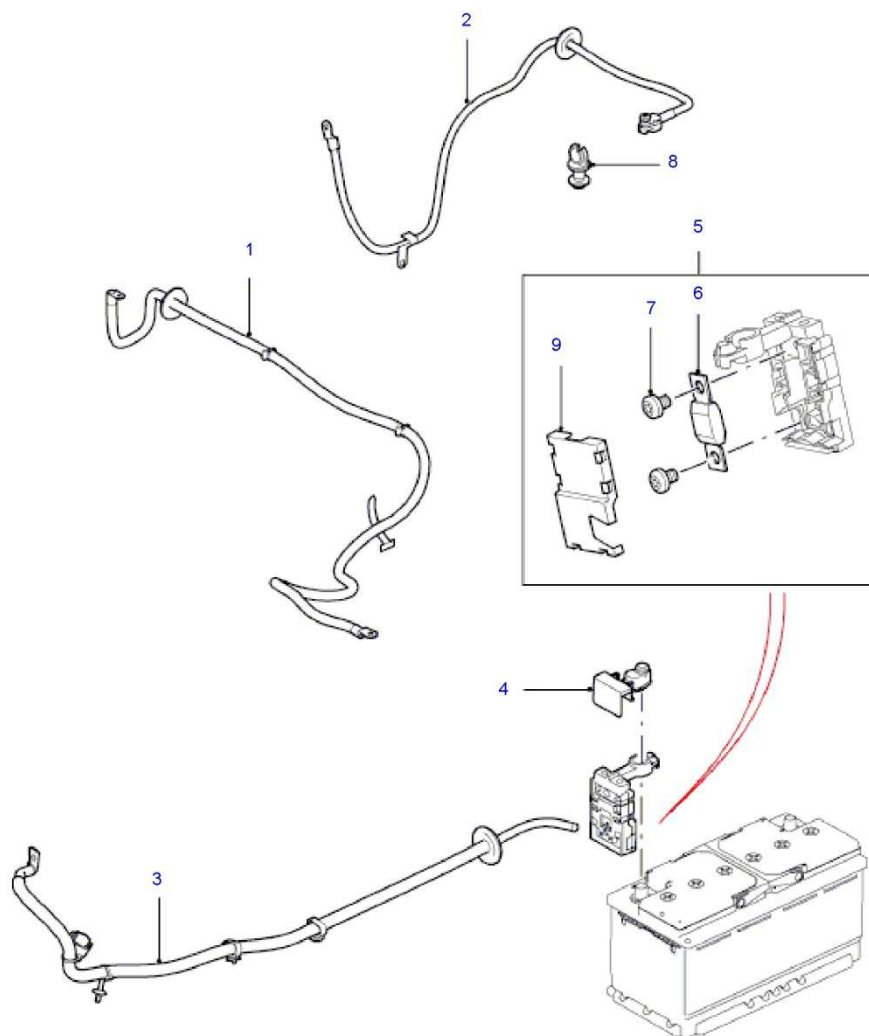
D01.030  
01-2007  
L8  
LM0222

Callout	Description	Qty	OSI	From	To		E	Number
1	TRANSDUCER SPEED \$	1	-					YBE100530
2	SCREW-FLANGED HEAD, M6 X 20MM, FLANGED HEAD, PATCH LOCK \$	1	-					FS106205M
3	WASHER, PLAIN, 6MM \$	1	-					WA106042
4	O RING \$	1	-					571665

With compliments from ,

Catalogue: Defender 2007-

Section: D02.005 BATTERY CABLES (FROM (V)7A000001)



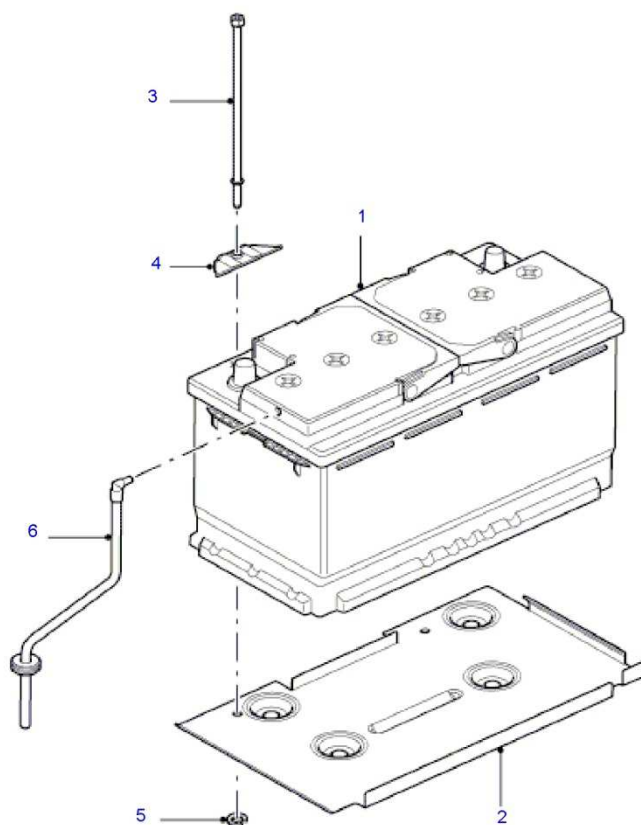
D02.005  
01-2007  
L8  
LM0211

Callout	Description	Qty	OSI	From	To	E	Number
1	CABLE, BATTERY TO FUSEBOX \$	1	-		(V)BA999999		YTA500830
1	CABLE, BATTERY TO FUSEBOX \$	1	-	(V)CA000001			LR029658
2	CABLE - BATTERY TO EARTH, NEGATIVE \$	1	-		(V)8A749686		YTB500430
2	CABLE - BATTERY TO EARTH, NEGATIVE \$	1	-	(V)8A749687	(V)9A764438		YTB500440
2	CABLE - BATTERY TO EARTH, NEGATIVE \$	1	-	(V)9A764439	(V)BA405950		LR009939
2	CABLE - BATTERY TO EARTH, NEGATIVE \$	1	-	(V)BA405951			LR031927
3	CABLE - BATTERY POSITIVE \$	1	Y		(V)8A749686		YTA500820
3	CABLE - BATTERY POSITIVE \$	1	-	(V)8A749687	(V)9A764438		YTA500840
3	CABLE - BATTERY POSITIVE \$	1	-	(V)9A764439	(V)BA999999		LR009930
3	CABLE - BATTERY POSITIVE \$	1	-	(V)CA000001			LR029659
4	COVER \$	1	Y				YQH500290
5	BOX - FUSE, MEGA FUSE \$	1	-		(V)7A743268		YQF500010
5	BOX - FUSE, MEGA FUSE \$	1	-	(V)7A743269			YQF500040
6	FUSE, MEGA FUSE \$	1	-				YQF500030
7	SCREW, MEGA FUSE \$	2	-				YYP500060
8	CLIP, SINGLE, PIPE \$	1	-				PRC3180
9	COVER, MEGA FUSE \$	1	-				YQH500220

With compliments from ,

Catalogue: Defender 2007-

Section: D02.010 BATTERY AND MOUNTINGS (FROM (V)7A000001)



D02.010  
01-2007  
L8  
LM0224

© 2004 - 2012 Infomedia Ltd and its licensors.

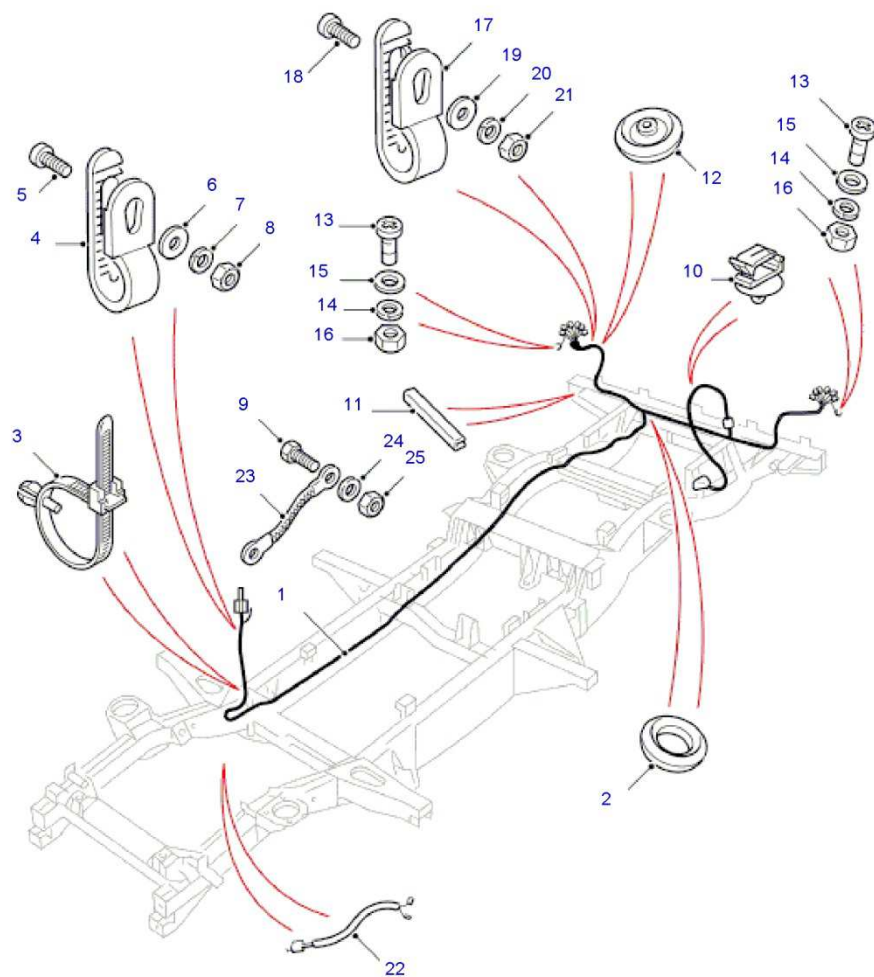


Callout	Description	Qty	OSI	From	To	E	Number
1	BATTERY, FLOODED BATTERY, VARTA \$	1	Y		[V]9A999999		Y6D500160
1	BATTERY, FLOODED BATTERY, VARTA \$	1	Y	[V]AA000001	[V]AA999999		LR018680
1	BATTERY, FLOODED BATTERY, VARTA \$	1	-	[V]BA000001	[V]CA555554		LR030212
1	BATTERY, FLOODED BATTERY \$	1	-	[V]CA555555			LR038341
2	TRAY - BATTERY \$	1	-				YJC500060
3	BOLT - BATTERY CLAMP, 190MM \$	2	-				YJH500020
4	BRACKET - BATTERY CARRIER \$	1	Y		[V]8A999999		YJF000010
4	BRACKET - BATTERY CARRIER \$	1	-	[V]9A000001			LR009109
5	WASHER \$	2	-				YYF500020
6	TUBE, BATTERY VENTING \$	1	Y		[V]BA406788		Y6J500050
6	TUBE, BATTERY VENTING \$	1	-	[V]BA406789			LR031919

With compliments from ,

Catalogue: Defender 2007-

Section: D02.015 HARNESS-CHASSIS (FROM (V)7A000001)



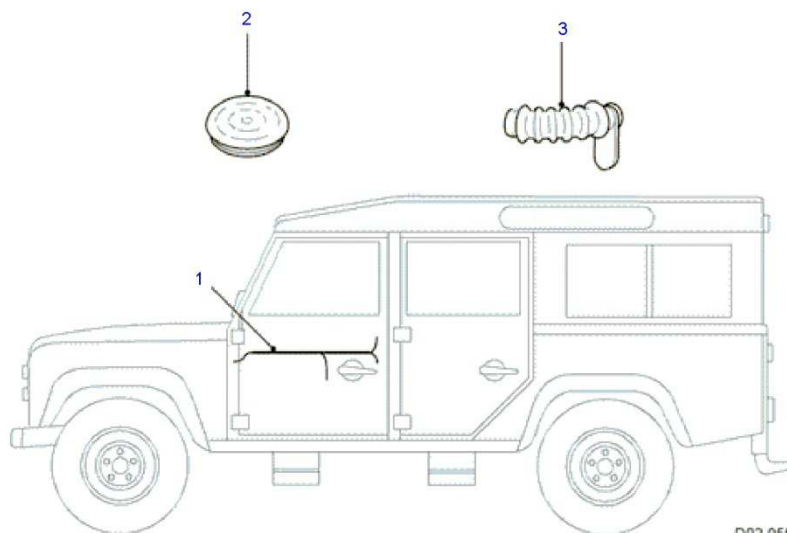
D02.015  
07-2011  
L8  
LM0017B

Callout	Description	Qty	OSI	From	To	E	Number
1	BATTERY, FLOODED BATTERY, VARTA \$	1	Y		[V]9A999999		Y6D500160
1	BATTERY, FLOODED BATTERY, VARTA \$	1	Y	[V]AA000001	[V]AA999999		LR018680
1	BATTERY, FLOODED BATTERY, VARTA \$	1	-	[V]BA000001	[V]CA555554		LR030212
1	BATTERY, FLOODED BATTERY \$	1	-	[V]CA555555			LR038341
2	TRAY - BATTERY \$	1	-				YJC500060
3	BOLT - BATTERY CLAMP, 190MM \$	2	-				YJH500020
4	BRACKET - BATTERY CARRIER \$	1	Y		[V]8A999999		YJF000010
4	BRACKET - BATTERY CARRIER \$	1	-	[V]9A000001			LR009109
5	WASHER \$	2	-				YYF500020
6	TUBE, BATTERY VENTING \$	1	Y		[V]BA406788		Y6J500050
6	TUBE, BATTERY VENTING \$	1	-	[V]BA406789			LR031919

With compliments from ,

Catalogue: Defender 2007-

Section: D02.020 HARNESS-DOOR FRONT (FROM (V)7A000001)



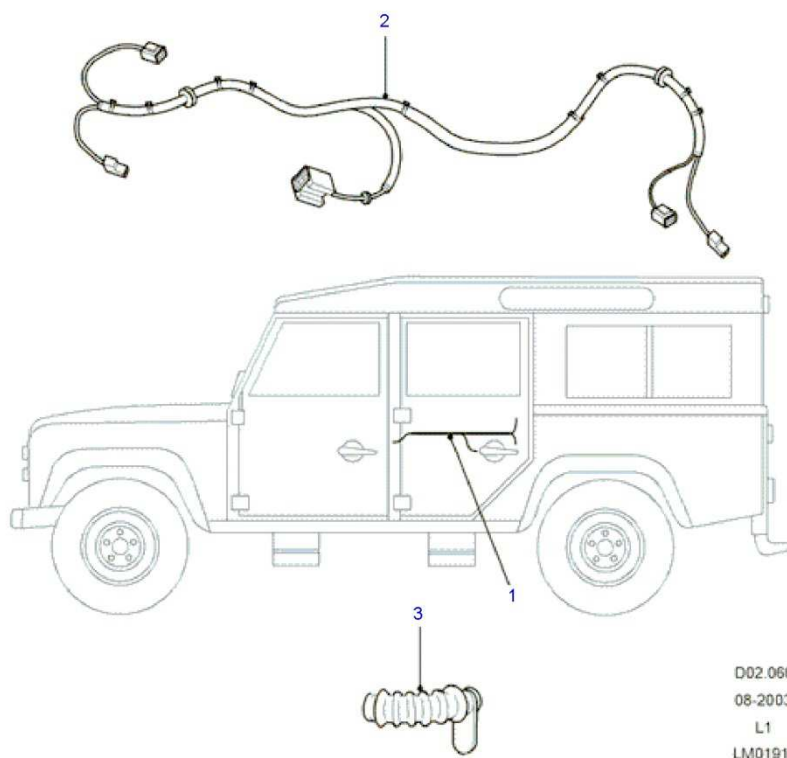
D02.055  
08-2003  
L1  
LM0190

Callout	Description	Qty	OSI	From	To	E	Number
1	HARNESS FRONT DOOR, DRIVER, WITH MANUAL FRONT WINDOWS, WITH DOOR ENTRY REMOTE CONTROL UNIT \$	1	-		(V)9A779836		YMM000251
1	HARNESS FRONT DOOR, DRIVER, WITH MANUAL FRONT WINDOWS, WITH DOOR ENTRY REMOTE CONTROL UNIT \$	1	-	(V)9A779837			LR016312
1	HARNESS FRONT DOOR, PASSENGER, WITH MANUAL FRONT WINDOWS, WITH DOOR ENTRY REMOTE CONTROL UNIT \$	1	-		(V)9A779836		YMM000261
1	HARNESS FRONT DOOR, PASSENGER, WITH MANUAL FRONT WINDOWS, WITH DOOR ENTRY REMOTE CONTROL UNIT \$	1	-	(V)9A779837			LR016313
1	HARNESS FRONT DOOR, PASSENGER, WITH POWER FRONT WINDOWS, LESS DOOR ENTRY REMOTE CONTROL UNIT \$	1	Y		(V)9A779836		YMM000281
1	HARNESS FRONT DOOR, PASSENGER, WITH POWER FRONT WINDOWS, LESS DOOR ENTRY REMOTE CONTROL UNIT \$	1	-	(V)9A779837			LR016314
1	HARNESS FRONT DOOR, DRIVER, WITH POWER FRONT WINDOWS, WITH DOOR ENTRY REMOTE CONTROL UNIT \$	1	Y		(V)9A779836		YMM000291
1	HARNESS FRONT DOOR, DRIVER, WITH POWER FRONT WINDOWS, WITH DOOR ENTRY REMOTE CONTROL UNIT \$	1	-	(V)9A779837			LR016315
1	HARNESS FRONT DOOR, PASSENGER, WITH POWER FRONT WINDOWS, WITH DOOR ENTRY REMOTE CONTROL UNIT \$	1	Y		(V)9A779836		YMM000321
1	HARNESS FRONT DOOR, PASSENGER, WITH POWER FRONT WINDOWS, WITH DOOR ENTRY REMOTE CONTROL UNIT \$	1	-	(V)9A779837			LR016316
2	PLUG-BLANKING, WITH MANUAL FRONT WINDOWS, LESS DOOR ENTRY REMOTE CONTROL UNIT \$	2	-				14A7081
3	GAITER-CABLE COVER \$	1	-				YQQ000070

With compliments from ,

Catalogue: Defender 2007-

Section: D02.025 HARNESS-DOOR REAR (CHASSIS CREW CAB, '130" WHEELBASE' FROM (V)7A000001 OR CREW CAB HCPU, '130" WHEELBASE' FROM (V)7A000001 OR STATION WAGON - 5 DOOR, '110" WHEELBASE' FROM (V)7A000001 OR CREW CAB PICK UP, '110" WHEELBASE' FROM (V)7A000001)



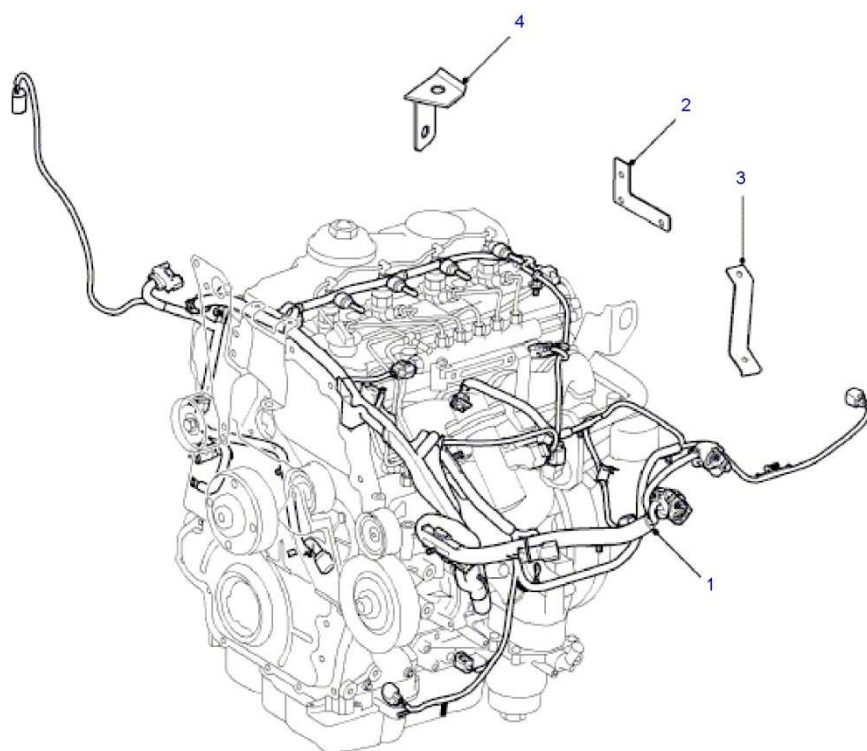
D02.060  
08-2003  
L1  
LM0191

Callout	Description	Qty	OSI	From	To		E	Number
1	HARNESS REAR DOOR, REAR SIDE, WITH DOOR ENTRY REMOTE CONTROL UNIT \$	2	Y		[V]9A780191			YMM000351
1	HARNESS REAR DOOR, REAR SIDE, WITH DOOR ENTRY REMOTE CONTROL UNIT \$	2	-	[V]9A780192				LR016439
2	HARNESS-LINK, REAR PASSENGER DOORS., LESS DOOR ENTRY REMOTE CONTROL UNIT \$	1	Y		[V]9A779922			YMM000331
2	HARNESS-LINK, REAR PASSENGER DOORS., LESS DOOR ENTRY REMOTE CONTROL UNIT \$	1	-	[V]9A779923	[V]BA999999			LR016437
2	HARNESS-LINK, REAR PASSENGER DOORS., LESS DOOR ENTRY REMOTE CONTROL UNIT \$	1	-	[V]CA000001				LR030061
2	HARNESS-LINK, REAR PASSENGER DOORS., WITH DOOR ENTRY REMOTE CONTROL UNIT \$	1	Y		[V]9A780191			YMM000341
2	HARNESS-LINK, REAR PASSENGER DOORS., WITH DOOR ENTRY REMOTE CONTROL UNIT \$	1	-	[V]9A780192	[V]BA999999			LR016438
2	HARNESS-LINK, REAR PASSENGER DOORS., WITH DOOR ENTRY REMOTE CONTROL UNIT \$	1	-	[V]CA000001				LR030062
3	GAITER-CABLE COVER \$	1	-					YQQ000070

With compliments from ,

Catalogue: Defender 2007-

Section: D02.030 ENGINE HARNESS (FROM (V)7A000001)



D02.030  
01-2007  
L8  
LM0221



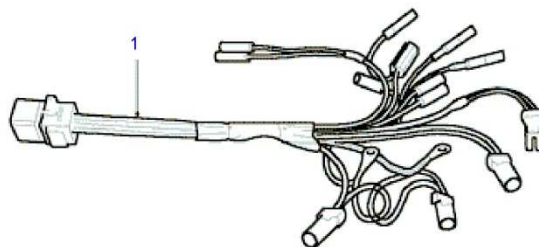
Callout	Description	Qty	OSI	From	To	E	Number
1	WIRE \$	1	Y		(V)9A777776		LR007352
1	WIRE \$	1	Y	(V)9A777777	(V)AA555555		LR014566
1	WIRE \$	1	-	(V)AA555556	(V)BA999999		LR025175
1	WIRE \$	1	-	(V)CA000001	(V)CA444443		LR029660
1	WIRE \$	1	-	(V)CA444444			LR041308
2	BRACKET, ENGINE HARNESS \$	1	-		(V)7A783042		YSU500200
2	BRACKET, ENGINE HARNESS \$	1	-	(V)7A783043			YSU500210
3	BRACKET, ENGINE HARNESS \$	1	-				YSU500190
4	BRACKET, ENGINE HARNESS \$	2	-				YSU100520

With compliments from ,

Catalogue: Defender 2007-

Section: D02.035 HARNESS-FRONT FENDER (FROM (V)7A000001)

---



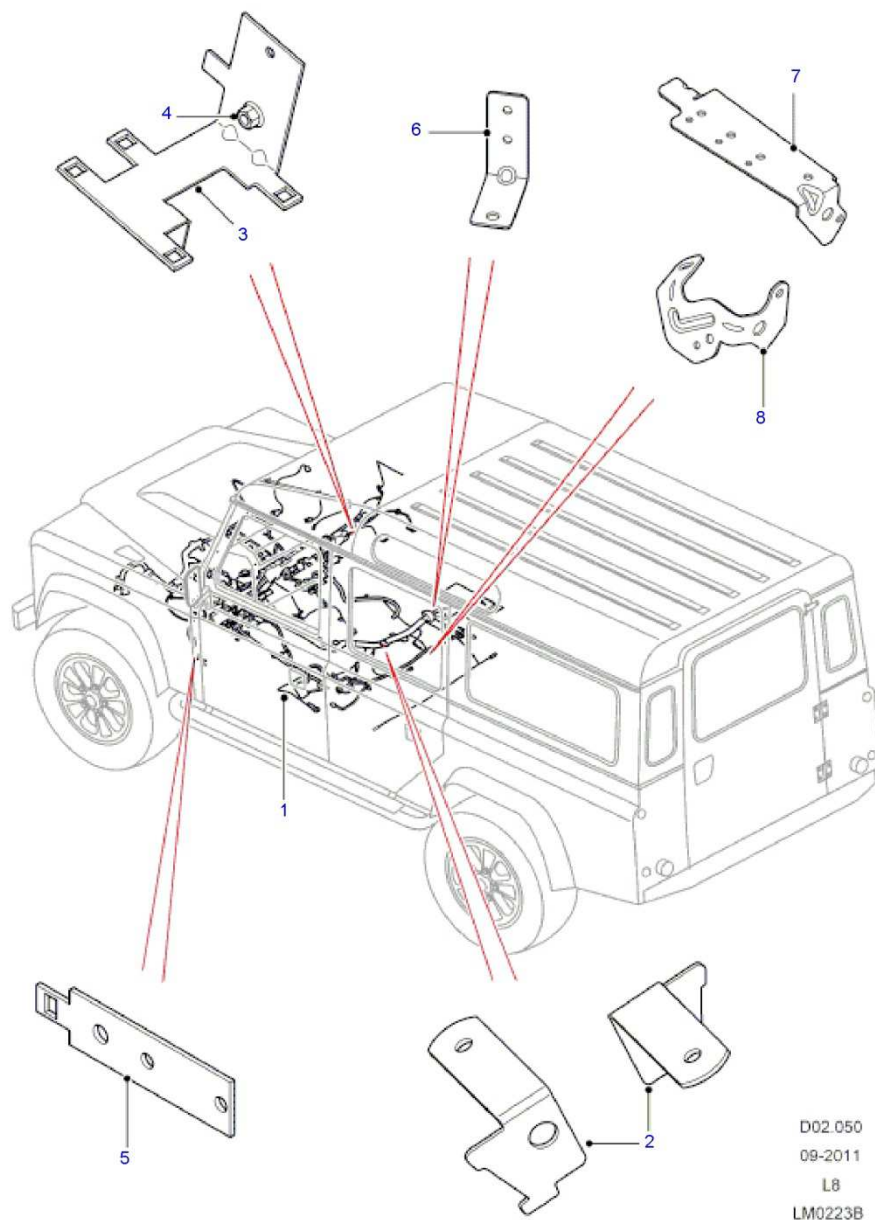
LMQ057

Callout	Description	Qty	OSI	From	To	E	Number
1	WIRING, BASIC TYPE, RH \$	1	-				YMD000980
1	WIRING, BASIC TYPE, LH \$	1	-				YMD001010
1	WIRING, HI LINE, RH, WITH MANUAL HEADLAMP LEVELLING \$	1	-		(V)9A999999		YMD000990
1	WIRING, HI LINE, RH, WITH MANUAL HEADLAMP LEVELLING \$	1	-	(V)AA000001			LR016422
1	WIRING, HI LINE, LH, BURGLAR ALARM \$	1	-				YMD001020

With compliments from ,

Catalogue: Defender 2007-

Section: D02.050 HARNESS-MAIN (FROM (V)7A000001)



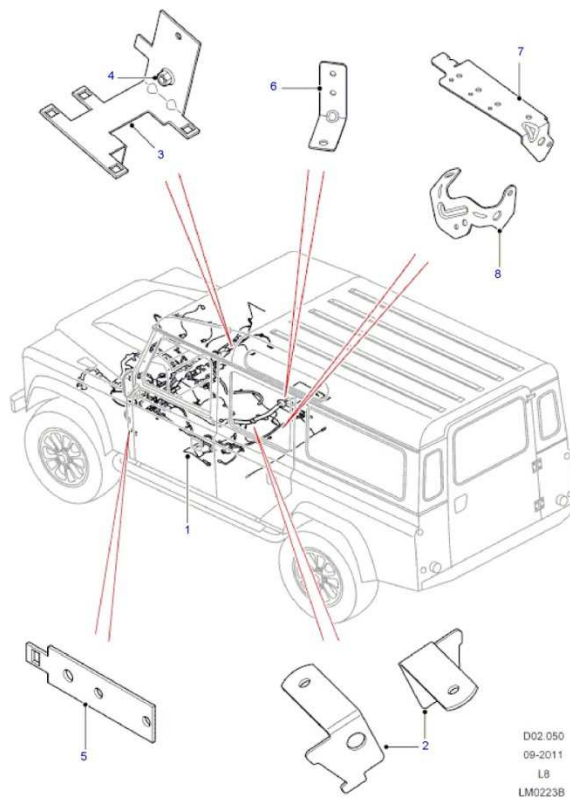
© 2004 - 2012 Infomedia Ltd and its licensors.

Callout	Description	Qty	OSI	From	To	E	Number
1	WIRE, LHD, WITH POWER FRONT WINDOWS, WITH DOOR ENTRY REMOTE CONTROL UNIT, 4 WHEEL ANTI-LOCK BRAKING SYSTEM, WITH 2 FRONT AND 2 REAR SPEAKERS, WINTER PACK	1	-		(V)7A740955		YMC511290
1	WIRE, (LHD, HEATED SEATS - DRIVERS/PASSENGERS, WITH POWER FRONT WINDOWS, WITH HEATED WINDSCREEN, WITH DOOR ENTRY REMOTE CONTROL UNIT, 4 WHEEL ANTI-LOCK	1	Y	(V)7A740956	(V)8A752911		YMC511490
1	WIRE, LHD, HEATED SEATS - DRIVERS/PASSENGERS, WITH HEATED WINDSCREEN, 4 WHEEL ANTI-LOCK BRAKING SYSTEM \$	1	Y	(V)8A752912	(V)9A768678		YMC511690
1	WIRE, LHD, HEATED SEATS - DRIVERS/PASSENGERS, WITH HEATED WINDSCREEN, 4 WHEEL ANTI-LOCK BRAKING SYSTEM \$	1	Y	(V)9A768679	(V)9A780191		LR009827
1	WIRE, LHD, HEATED SEATS - DRIVERS/PASSENGERS, WITH HEATED WINDSCREEN, 4 WHEEL ANTI-LOCK BRAKING SYSTEM, WITH ENGINE TRACTION CONTROL BRAKE \$	1	-	(V)9A780192	(V)AA999999		LR016295
1	WIRE, LHD, WITH POWER FRONT WINDOWS, WITH DOOR ENTRY REMOTE CONTROL UNIT, 4 WHEEL ANTI-LOCK BRAKING SYSTEM, LESS WINTER PACK \$	1	-		(V)7A740955		YMC511320
1	WIRE, (LHD, LESS SEAT TEMPERATURE CONTROL, WITH POWER FRONT WINDOWS, LESS HEATED WINDSCREEN, WITH DOOR ENTRY REMOTE CONTROL UNIT, 4 WHEEL ANTI-LOCK	1	Y	(V)7A740956	(V)8A752911		YMC511520
1	WIRE, LHD, LESS SEAT TEMPERATURE CONTROL, LESS HEATED WINDSCREEN, 4 WHEEL ANTI-LOCK BRAKING SYSTEM \$	1	-	(V)8A752912	(V)9A768219		YMC511720
1	WIRE, LHD, LESS SEAT TEMPERATURE CONTROL, LESS HEATED WINDSCREEN, 4 WHEEL ANTI-LOCK BRAKING SYSTEM \$	1	Y	(V)9A768220	(V)9A779922		LR009828
1	WIRE, (LHD, LESS SEAT TEMPERATURE CONTROL, LESS HEATED WINDSCREEN, 4 WHEEL ANTI-LOCK BRAKING SYSTEM OR LHD, LESS SEAT TEMPERATURE CONTROL, LESS HEATED	1	-	(V)9A779923	(V)AA999999		LR016296
1	WIRE, LHD, WITH POWER FRONT WINDOWS, WITH DOOR ENTRY REMOTE CONTROL UNIT, LESS ANTI-LOCK BRAKING SYSTEM, LESS WINTER PACK \$	1	-		(V)7A740955		YMC511340
1	WIRE, (LHD, WITH POWER FRONT WINDOWS, WITH DOOR ENTRY REMOTE CONTROL UNIT, LESS ANTI-LOCK BRAKING SYSTEM, LESS WINTER PACK OR LHD, LESS SEAT	1	Y	(V)7A740956	(V)8A752911		YMC511540
1	WIRE, (LHD, LESS SEAT TEMPERATURE CONTROL, WITH MANUAL FRONT WINDOWS, LESS HEATED WINDSCREEN, LESS DOOR ENTRY REMOTE CONTROL UNIT, LESS ANTI-LOCK	1	Y	(V)8A752912	(V)9A768678		YMC511750
1	WIRE, (LHD, LESS SEAT TEMPERATURE CONTROL, WITH MANUAL FRONT WINDOWS, LESS HEATED WINDSCREEN, LESS DOOR ENTRY REMOTE CONTROL UNIT, LESS ANTI-LOCK	1	Y	(V)9A768679	(V)9A780191		LR009829
1	WIRE, (LHD, LESS SEAT TEMPERATURE CONTROL, WITH MANUAL FRONT WINDOWS, LESS HEATED WINDSCREEN, LESS DOOR ENTRY REMOTE CONTROL UNIT, LESS ANTI-LOCK	1	-	(V)9A780192	(V)BA999999		LR016297
1	WIRE, LHD, WITH POWER FRONT WINDOWS, WITH DOOR ENTRY REMOTE CONTROL UNIT, LESS ANTI-LOCK BRAKING SYSTEM, WINTER PACK 1 \$	1	-		(V)7A740955		YMC511360
1	WIRE, (LHD, WITH POWER FRONT WINDOWS, WITH DOOR ENTRY REMOTE CONTROL UNIT, LESS ANTI-LOCK BRAKING SYSTEM, WINTER PACK 1 OR LHD, HEATED SEATS -	1	Y	(V)7A740956	(V)8A752911		YMC511560
1	WIRE, LHD, HEATED SEATS - DRIVERS/PASSENGERS, WITH HEATED WINDSCREEN, LESS ANTI-LOCK BRAKING SYSTEM \$	1	Y	(V)8A752912	(V)9A768371		YMC511770
1	WIRE, LHD, HEATED SEATS - DRIVERS/PASSENGERS, WITH HEATED WINDSCREEN, LESS ANTI-LOCK BRAKING SYSTEM \$	1	Y	(V)9A768372	(V)9A779922		LR009830
1	WIRE, (LHD, HEATED SEATS - DRIVERS/PASSENGERS, WITH HEATED WINDSCREEN, LESS ANTI-LOCK BRAKING SYSTEM OR LHD, HEATED SEATS - DRIVERS/PASSENGERS, WITH HEATED	1	-	(V)9A779923	(V)BA999999		LR016298
1	WIRE, (LHD, WITH MANUAL FRONT WINDOWS, LESS DOOR ENTRY REMOTE CONTROL UNIT, LESS ANTI-LOCK BRAKING SYSTEM, LESS SPEAKER, LESS WINTER PACK OR LHD, WITH	1	-		(V)7A740955		YMC511380
1	WIRE, (LHD, WITH MANUAL FRONT WINDOWS, LESS DOOR ENTRY REMOTE CONTROL UNIT, LESS ANTI-LOCK BRAKING SYSTEM, LESS SPEAKER, LESS WINTER PACK OR LHD, WITH	1	-	(V)7A740956	(V)8A752911		YMC511580

➤ See following page

With compliments from ,  
Catalogue: Defender 2007-  
Section: D02.050 HARNESS-MAIN (FROM (V)7A000001)

---



© 2004 - 2012 Infomedia Ltd and its licensors.

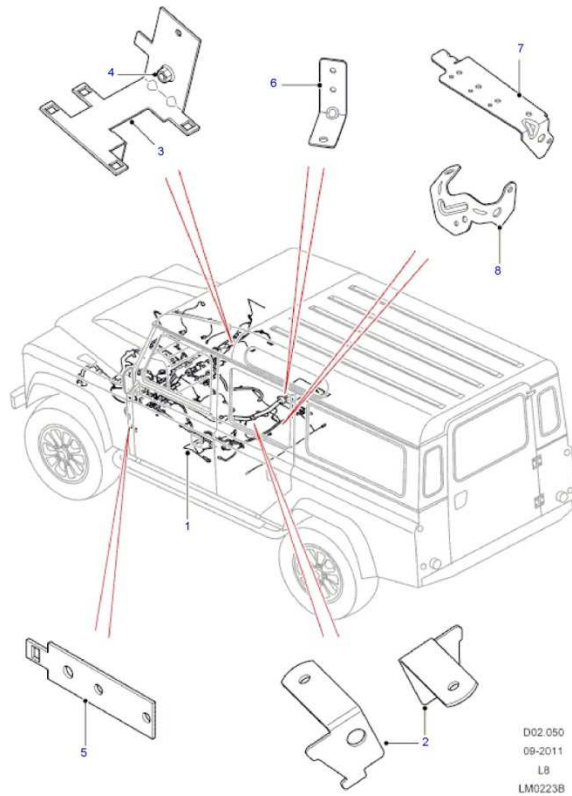
➤ Continued

1	WIRE, (LHD, LESS SEAT TEMPERATURE CONTROL, LESS HEATED WINDSCREEN, LESS DOOR ENTRY REMOTE CONTROL UNIT, LESS ANTI-LOCK BRAKING SYSTEM, LESS SPEAKER OR	1	Y	(V)8A752912	(V)9A768371		YMC511790
1	WIRE, (LHD, LESS SEAT TEMPERATURE CONTROL, WITH MANUAL FRONT WINDOWS, LESS HEATED WINDSCREEN, LESS DOOR ENTRY REMOTE CONTROL UNIT, LESS ANTI-LOCK	1	Y	(V)9A768372	(V)9A780191		LR009831
1	WIRE, (LHD, LESS SEAT TEMPERATURE CONTROL, WITH MANUAL FRONT WINDOWS, LESS HEATED WINDSCREEN, LESS DOOR ENTRY REMOTE CONTROL UNIT, LESS ANTI-SPIN	1	-	(V)9A780192	(V)8A999999		LR016299
1	WIRE, RHD, WITH POWER FRONT WINDOWS, WITH DOOR ENTRY REMOTE CONTROL UNIT, 4 WHEEL ANTI-LOCK BRAKING SYSTEM, WITH 2 FRONT AND 2 REAR SPEAKERS, WINTER PACK	1	-		(V)7A740955		YMC511390
1	WIRE, (RHD, WITH POWER FRONT WINDOWS, WITH DOOR ENTRY REMOTE CONTROL UNIT, 4 WHEEL ANTI-LOCK BRAKING SYSTEM, WITH 2 FRONT AND 2 REAR SPEAKERS, WINTER PACK	1	Y	(V)7A740956	(V)8A752911		YMC511590
1	WIRE, RHD, HEATED SEATS - DRIVERS/PASSENGERS, WITH HEATED WINDSCREEN, 4 WHEEL ANTI-LOCK BRAKING SYSTEM \$	1	Y	(V)8A752912	(V)9A768781		YMC511800
1	WIRE, RHD, HEATED SEATS - DRIVERS/PASSENGERS, WITH HEATED WINDSCREEN, 4 WHEEL ANTI-LOCK BRAKING SYSTEM \$	1	Y	(V)9A768782	(V)9A779922		LR009832
1	WIRE, (RHD, HEATED SEATS - DRIVERS/PASSENGERS, WITH HEATED WINDSCREEN, 4 WHEEL ANTI-LOCK BRAKING SYSTEM OR RHD, HEATED SEATS - DRIVERS/PASSENGERS, WITH	1	-	(V)9A779923	(V)AA999999		LR016300
1	WIRE, RHD, WITH POWER FRONT WINDOWS, WITH DOOR ENTRY REMOTE CONTROL UNIT, 4 WHEEL ANTI-LOCK BRAKING SYSTEM, LESS WINTER PACK \$	1	-		(V)7A740955		YMC511420
1	WIRE, (RHD, WITH POWER FRONT WINDOWS, WITH DOOR ENTRY REMOTE CONTROL UNIT, 4 WHEEL ANTI-LOCK BRAKING SYSTEM, LESS WINTER PACK OR RHD, LESS SEAT	1	Y	(V)7A740956	(V)8A752911		YMC511620
1	WIRE, RHD, LESS SEAT TEMPERATURE CONTROL, LESS HEATED WINDSCREEN, 4 WHEEL ANTI-LOCK BRAKING SYSTEM \$	1	Y	(V)8A752912	(V)9A768322		YMC511830
1	WIRE, RHD, LESS SEAT TEMPERATURE CONTROL, LESS HEATED WINDSCREEN, 4 WHEEL ANTI-LOCK BRAKING SYSTEM \$	1	Y	(V)9A768323	(V)9A780191		LR009833
1	WIRE, (RHD, LESS SEAT TEMPERATURE CONTROL, LESS HEATED WINDSCREEN, 4 WHEEL ANTI-LOCK BRAKING SYSTEM OR RHD, LESS SEAT TEMPERATURE CONTROL, LESS HEATED	1	-	(V)9A780192	(V)AA999999		LR016301
1	WIRE, RHD, WITH POWER FRONT WINDOWS, WITH DOOR ENTRY REMOTE CONTROL UNIT, LESS ANTI-LOCK BRAKING SYSTEM, LESS WINTER PACK \$	1	-		(V)7A740955		YMC511440
1	WIRE, (RHD, WITH POWER FRONT WINDOWS, WITH DOOR ENTRY REMOTE CONTROL UNIT, LESS ANTI-LOCK BRAKING SYSTEM, LESS WINTER PACK OR RHD, LESS SEAT	1	Y	(V)7A740956	(V)8A752911		YMC511640
1	WIRE, (RHD, LESS SEAT TEMPERATURE CONTROL, WITH MANUAL FRONT WINDOWS, LESS HEATED WINDSCREEN, LESS DOOR ENTRY REMOTE CONTROL UNIT, LESS ANTI-LOCK	1	Y	(V)8A752912	(V)9A768371		YMC511850
1	WIRE, (RHD, LESS SEAT TEMPERATURE CONTROL, WITH MANUAL FRONT WINDOWS, LESS HEATED WINDSCREEN, LESS DOOR ENTRY REMOTE CONTROL UNIT, LESS ANTI-LOCK	1	Y	(V)9A768372	(V)9A780191		LR009834
1	WIRE, (RHD, LESS SEAT TEMPERATURE CONTROL, WITH MANUAL FRONT WINDOWS, LESS HEATED WINDSCREEN, LESS DOOR ENTRY REMOTE CONTROL UNIT, LESS ANTI-LOCK	1	-	(V)9A780192	(V)8A999999		LR016302
1	WIRE, RHD, WITH POWER FRONT WINDOWS, WITH DOOR ENTRY REMOTE CONTROL UNIT, LESS ANTI-LOCK BRAKING SYSTEM, WITH 2 FRONT AND 2 REAR SPEAKERS, WINTER PACK	1	-		(V)7A740955		YMC511460
1	WIRE, (RHD, WITH POWER FRONT WINDOWS, WITH DOOR ENTRY REMOTE CONTROL UNIT, LESS ANTI-LOCK BRAKING SYSTEM, WITH 2 FRONT AND 2 REAR SPEAKERS, WINTER PACK	1	Y	(V)7A740956	(V)8A752911		YMC511660
1	WIRE, RHD, HEATED SEATS - DRIVERS/PASSENGERS, WITH HEATED WINDSCREEN, LESS ANTI-LOCK BRAKING SYSTEM \$	1	-	(V)8A752912	(V)9A770554		YMC511880
1	WIRE, RHD, HEATED SEATS - DRIVERS/PASSENGERS, WITH HEATED WINDSCREEN, LESS ANTI-LOCK BRAKING SYSTEM \$	1	Y	(V)9A770555	(V)9A780191		LR009835
1	WIRE, RHD, HEATED SEATS - DRIVERS/PASSENGERS, WITH HEATED WINDSCREEN, LESS ANTI-LOCK BRAKING SYSTEM \$	1	-	(V)9A780192	(V)8A999999		LR016303
1	WIRE, (RHD, WITH MANUAL FRONT WINDOWS, LESS DOOR ENTRY REMOTE CONTROL UNIT, LESS ANTI-LOCK BRAKING SYSTEM, LESS SPEAKER, LESS WINTER PACK OR RHD, WITH	1	-		(V)7A740955		YMC511480
1	WIRE, (RHD, WITH MANUAL FRONT WINDOWS, LESS DOOR ENTRY REMOTE CONTROL UNIT, LESS ANTI-LOCK BRAKING SYSTEM, LESS SPEAKER, LESS WINTER PACK OR RHD, WITH	1	-	(V)7A740956	(V)8A752911		YMC511680
1	WIRE, (RHD, LESS SEAT TEMPERATURE CONTROL, WITH MANUAL FRONT WINDOWS, LESS HEATED WINDSCREEN, LESS DOOR ENTRY REMOTE CONTROL UNIT, LESS ANTI-LOCK	1	Y	(V)8A752912	(V)9A770554		YMC511900
1	WIRE, (RHD, LESS SEAT TEMPERATURE CONTROL, WITH MANUAL FRONT WINDOWS, LESS HEATED WINDSCREEN, LESS DOOR ENTRY REMOTE CONTROL UNIT, LESS ANTI-LOCK	1	Y	(V)9A770555	(V)9A780191		LR009836
1	WIRE, (RHD, LESS SEAT TEMPERATURE CONTROL, WITH MANUAL FRONT WINDOWS, LESS HEATED WINDSCREEN, LESS DOOR ENTRY REMOTE CONTROL UNIT, LESS ANTI-SPIN	1	-	(V)9A780192	(V)8A999999		LR016304
1	WIRE, LHD, HEATED SEATS - DRIVERS/PASSENGERS, WITH HEATED WINDSCREEN, WITH ENGINE TRACTION CONTROL BRAKE, WITH ALTERNATOR 150AMP \$	1	-	(V)8A000001	(V)8A999999		LR021255
1	WIRE, LHD, LESS SEAT TEMPERATURE CONTROL, LESS HEATED WINDSCREEN, WITH ENGINE TRACTION CONTROL BRAKE, WITH ALTERNATOR 150AMP \$	1	-	(V)8A000001	(V)8A999999		LR021256

➤ See following page

With compliments from ,  
Catalogue: Defender 2007-  
Section: D02.050 HARNESS-MAIN (FROM (V)7A000001)

---



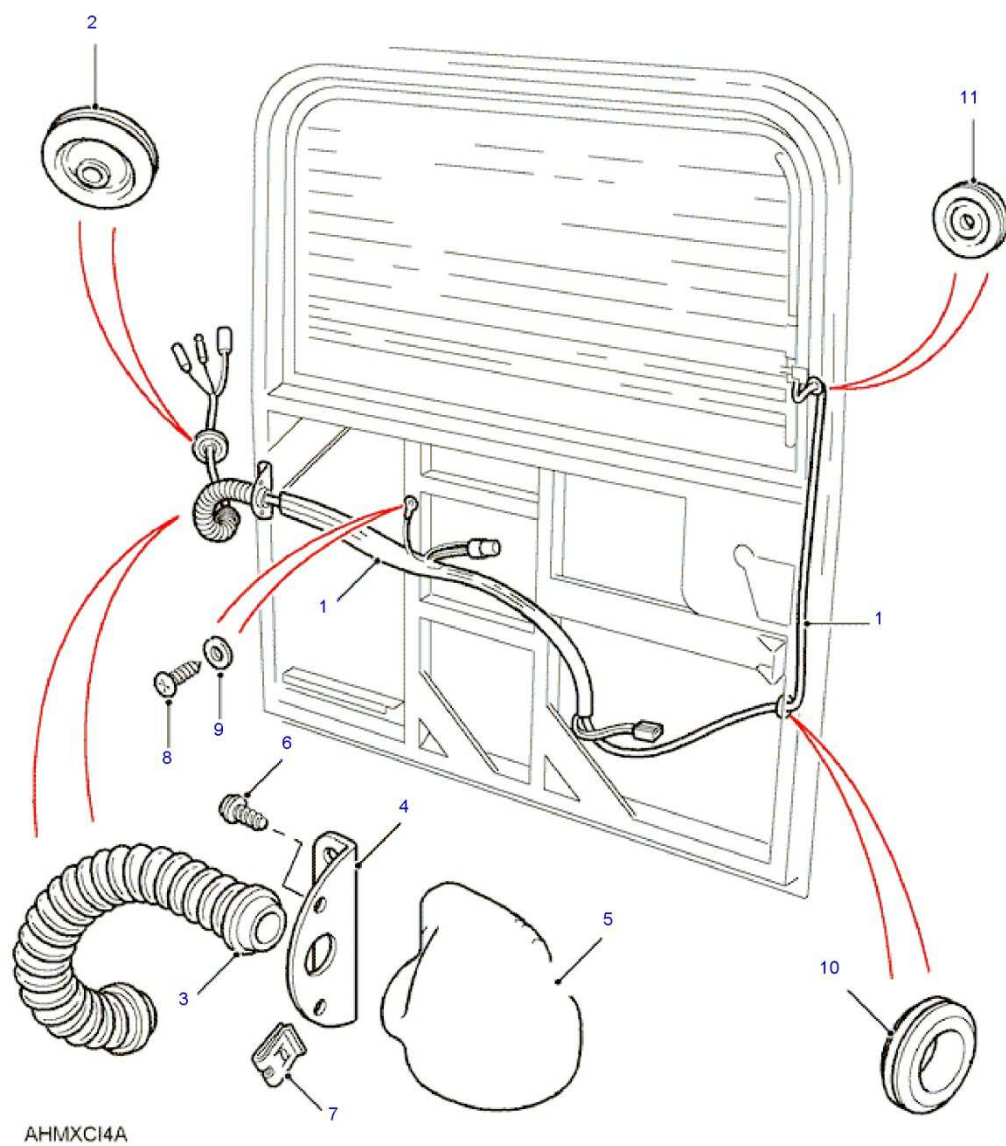
© 2004 - 2012 Infomedia Ltd and its licensors.



➤ Continued

1	WIRE, RHD, HEATED SEATS - DRIVERS/PASSENGERS, WITH HEATED WINDSCREEN, WITH ENGINE TRACTION CONTROL BRAKE, WITH ALTERNATOR 150AMP \$	1	-	(V)BA000001	(V)BA999999		LR021257
1	WIRE, RHD, LESS SEAT TEMPERATURE CONTROL, LESS HEATED WINDSCREEN, WITH ENGINE TRACTION CONTROL BRAKE, WITH ALTERNATOR 150AMP \$	1	-	(V)BA000001	(V)BA999999		LR021258
1	WIRE, LHD, HEATED SEATS - DRIVERS/PASSENGERS, WITH HEATED WINDSCREEN, WITH ENGINE TRACTION CONTROL BRAKE \$	1	-	(V)CA000001	(V)CA999999		LR029664
1	WIRE, LHD, LESS SEAT TEMPERATURE CONTROL, LESS HEATED WINDSCREEN, WITH ENGINE TRACTION CONTROL BRAKE \$	1	-	(V)CA000001	(V)CA999999		LR029665
1	WIRE, (LHD, LESS SEAT TEMPERATURE CONTROL, WITH MANUAL FRONT WINDOWS, LESS HEATED WINDSCREEN, LESS DOOR ENTRY REMOTE CONTROL UNIT, LESS ANTI-SPIN	1	-	(V)CA000001	(V)CA999999		LR029666
1	WIRE, LHD, HEATED SEATS - DRIVERS/PASSENGERS, WITH HEATED WINDSCREEN, LESS ANTI-SPIN TRACTION SYSTEM \$	1	-	(V)CA000001	(V)CA999999		LR029667
1	WIRE, (LHD, LESS SEAT TEMPERATURE CONTROL, WITH MANUAL FRONT WINDOWS, LESS HEATED WINDSCREEN, LESS DOOR ENTRY REMOTE CONTROL UNIT, LESS ANTI-SPIN	1	-	(V)CA000001	(V)CA999999		LR029668
1	WIRE, RHD, HEATED SEATS - DRIVERS/PASSENGERS, WITH HEATED WINDSCREEN, WITH ENGINE TRACTION CONTROL BRAKE \$	1	-	(V)CA000001	(V)CA999999		LR029669
1	WIRE, RHD, LESS SEAT TEMPERATURE CONTROL, LESS HEATED WINDSCREEN, WITH ENGINE TRACTION CONTROL BRAKE \$	1	-	(V)CA000001	(V)CA999999		LR029670
1	WIRE, (RHD, LESS SEAT TEMPERATURE CONTROL, WITH MANUAL FRONT WINDOWS, LESS HEATED WINDSCREEN, LESS DOOR ENTRY REMOTE CONTROL UNIT, LESS ANTI-SPIN	1	-	(V)CA000001	(V)CA999999		LR029672
1	WIRE, RHD, HEATED SEATS - DRIVERS/PASSENGERS, WITH HEATED WINDSCREEN, LESS ANTI-SPIN TRACTION SYSTEM \$	1	-	(V)CA000001	(V)CA999999		LR029673
1	WIRE, RHD, LESS SEAT TEMPERATURE CONTROL, WITH MANUAL FRONT WINDOWS, LESS HEATED WINDSCREEN, LESS DOOR ENTRY REMOTE CONTROL UNIT, LESS ANTI-SPIN	1	-	(V)CA000001	(V)CA999999		LR029674
1	WIRE, (LHD, HEATED SEATS - DRIVERS/PASSENGERS, WITH HEATED WINDSCREEN, WITH ENGINE TRACTION CONTROL BRAKE, LESS SPEAKER OR LHD, HEATED SEATS -	1	-	(V)DA000001			LR044072
1	WIRE, LHD, LESS SEAT TEMPERATURE CONTROL, LESS HEATED WINDSCREEN, WITH ENGINE TRACTION CONTROL BRAKE \$	1	-	(V)DA000001			LR044073
1	WIRE, (LHD, LESS SEAT TEMPERATURE CONTROL, WITH MANUAL FRONT WINDOWS, LESS HEATED WINDSCREEN, LESS DOOR ENTRY REMOTE CONTROL UNIT, LESS ANTI-SPIN	1	-	(V)DA000001			LR044074
1	WIRE, LHD, HEATED SEATS - DRIVERS/PASSENGERS, WITH HEATED WINDSCREEN, LESS ANTI-SPIN TRACTION SYSTEM \$	1	-	(V)DA000001			LR044075
1	WIRE, (LHD, LESS SEAT TEMPERATURE CONTROL, WITH MANUAL FRONT WINDOWS, LESS HEATED WINDSCREEN, LESS DOOR ENTRY REMOTE CONTROL UNIT, LESS ANTI-SPIN	1	-	(V)DA000001			LR044076
1	WIRE, (RHD, HEATED SEATS - DRIVERS/PASSENGERS, WITH HEATED WINDSCREEN, WITH ENGINE TRACTION CONTROL BRAKE, LESS SPEAKER OR RHD, HEATED SEATS -	1	-	(V)DA000001			LR044077
1	WIRE, (RHD, LESS SEAT TEMPERATURE CONTROL, LESS HEATED WINDSCREEN, WITH ENGINE TRACTION CONTROL BRAKE, LESS SPEAKER OR RHD, LESS SEAT TEMPERATURE	1	-	(V)DA000001			LR044078
1	WIRE, (RHD, LESS SEAT TEMPERATURE CONTROL, WITH MANUAL FRONT WINDOWS, LESS HEATED WINDSCREEN, LESS DOOR ENTRY REMOTE CONTROL UNIT, LESS ANTI-SPIN	1	-	(V)DA000001			LR044079
1	WIRE, RHD, HEATED SEATS - DRIVERS/PASSENGERS, WITH HEATED WINDSCREEN, LESS ANTI-SPIN TRACTION SYSTEM \$	1	-	(V)DA000001			LR044080
1	WIRE, RHD, LESS SEAT TEMPERATURE CONTROL, WITH MANUAL FRONT WINDOWS, LESS HEATED WINDSCREEN, LESS DOOR ENTRY REMOTE CONTROL UNIT, LESS ANTI-SPIN	1	-	(V)DA000001			LR044081
1	WIRE, LHD, HEATED SEATS - DRIVERS/PASSENGERS, WITH HEATED WINDSCREEN, WITH ENGINE TRACTION CONTROL BRAKE, 4 SPEAKERS + SUBWOOFER \$	1	-	(V)DA000001			LR044082
1	WIRE, LHD, LESS SEAT TEMPERATURE CONTROL, LESS HEATED WINDSCREEN, LESS ANTI-SPIN TRACTION SYSTEM, 4 SPEAKERS + SUBWOOFER \$	1	-	(V)DA000001			LR044083
1	WIRE, RHD, HEATED SEATS - DRIVERS/PASSENGERS, WITH HEATED WINDSCREEN, WITH ENGINE TRACTION CONTROL BRAKE, 4 SPEAKERS + SUBWOOFER \$	1	-	(V)DA000001			LR044084
1	WIRE, RHD, LESS SEAT TEMPERATURE CONTROL, LESS HEATED WINDSCREEN, WITH ENGINE TRACTION CONTROL BRAKE, 4 SPEAKERS + SUBWOOFER \$	1	-	(V)DA000001			LR044085
1	WIRE, RHD, LESS SEAT TEMPERATURE CONTROL, LESS HEATED WINDSCREEN, LESS ANTI-SPIN TRACTION SYSTEM, 4 SPEAKERS + SUBWOOFER \$	1	-	(V)DA000001			LR044086
2	BRACKET \$	2	-		(V)BA999999		ABU710260
3	BRACKET \$	1	-		(V)BA820106		YSU500180
3	BRACKET, LHD \$	1	-	(V)BA820107			YSU500180
3	BRACKET, RHD \$	1	-	(V)BA820107			LR026264
4	NUT \$	1	-				FN106046
5	BRACKET-FACIA, LHD \$	1	-		(V)BA999999		AHU710030
5	BRACKET-FACIA, LHD \$	1	-	(V)CA000001			LR033019
6	BRACKET \$	1	-		(V)BA999999		IPU500310
7	BRACKET, TRANSMISSION, RH \$	1	-	(V)CA000001			LR029641
8	BRACKET, TRANSMISSION, LH \$	1	-	(V)CA000001			LR029642

With compliments from ,  
Catalogue: Defender 2007-  
Section: D02.055 HARNESS-TAILGATE (FROM (V)7A000001)



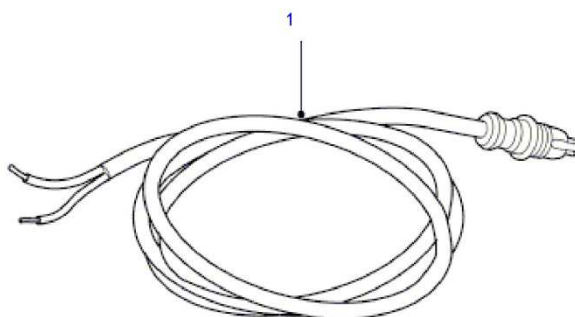
© 2004 - 2012 Infomedia Ltd and its licensors.

Callout	Description	Qty	OSI	From	To	E	Number
1	HARNESS-REAR END DOOR, LESS DOOR ENTRY REMOTE CONTROL UNIT, WITH REAR WINDOW WIPER/WASHER \$	1	Y		(V)8A999999		YMN000023
1	HARNESS-REAR END DOOR, LESS DOOR ENTRY REMOTE CONTROL UNIT, WITH REAR WINDOW WIPER/WASHER \$	1	-	(V)9A000001	(V)AA999999		LR016664
1	HARNESS-REAR END DOOR, LESS DOOR ENTRY REMOTE CONTROL UNIT \$	1	-	(V)BA000001			LR016664
1	HARNESS-REAR END DOOR, WITH DOOR ENTRY REMOTE CONTROL UNIT, WITH REAR WINDOW WIPER/WASHER \$	1	Y		(V)8A999999		YMN000023
1	HARNESS-REAR END DOOR, WITH DOOR ENTRY REMOTE CONTROL UNIT, WITH REAR WINDOW WIPER/WASHER \$	1	-	(V)9A000001	(V)AA999999		LR016243
1	HARNESS-REAR END DOOR, WITH DOOR ENTRY REMOTE CONTROL UNIT \$	1	-	(V)BA000001			LR016243
1	HARNESS-REAR END DOOR, WITH DOOR ENTRY REMOTE CONTROL UNIT, LESS REAR WINDOW WIPER/WASHER, LESS HIGH MOUNTED STOP LAMP \$	1	-				YMN000081
2	GROMMET \$	1	-				YQQ000080
3	GROMMET-HARNESS, WITH HEATED REAR WINDOW \$	1	-				YQQ000080
4	BRACKET, WITH HEATED REAR WINDOW \$	1	-		(V)BA823044		YQU000210
5	COVER-GROMMET-MOUNTING BRACKET, SLATE GREY, WITH HEATED REAR WINDOW \$	1	Y				MTC9915LCS
6	SCREW, WITH REAR WASH/WIPE, WITH HEATED REAR WINDOW \$	2	-				AA606044L
7	NUT-SPRING-FLAT, WITH REAR WASH/WIPE, WITH HEATED REAR WINDOW \$	2	-				AK606011L
8	SCREW-SELF TAPPING AB, M8 X 12, WITH HEATED REAR WINDOW \$	1	-				AB610041L
9	WASHER, M5, PLAIN, WITH HEATED REAR WINDOW \$	1	-				WA105001L
10	GROMMET, LOWER, WITH HEATED REAR WINDOW \$	1	-				233243
11	GROMMET, WITH HEATED REAR WINDOW \$	1	-				235113

With compliments from ,

Catalogue: Defender 2007-

Section: D02.060 WIRING - SERVICE REPAIR (FROM (V)7A000001)



D02.060

08-2011

L8

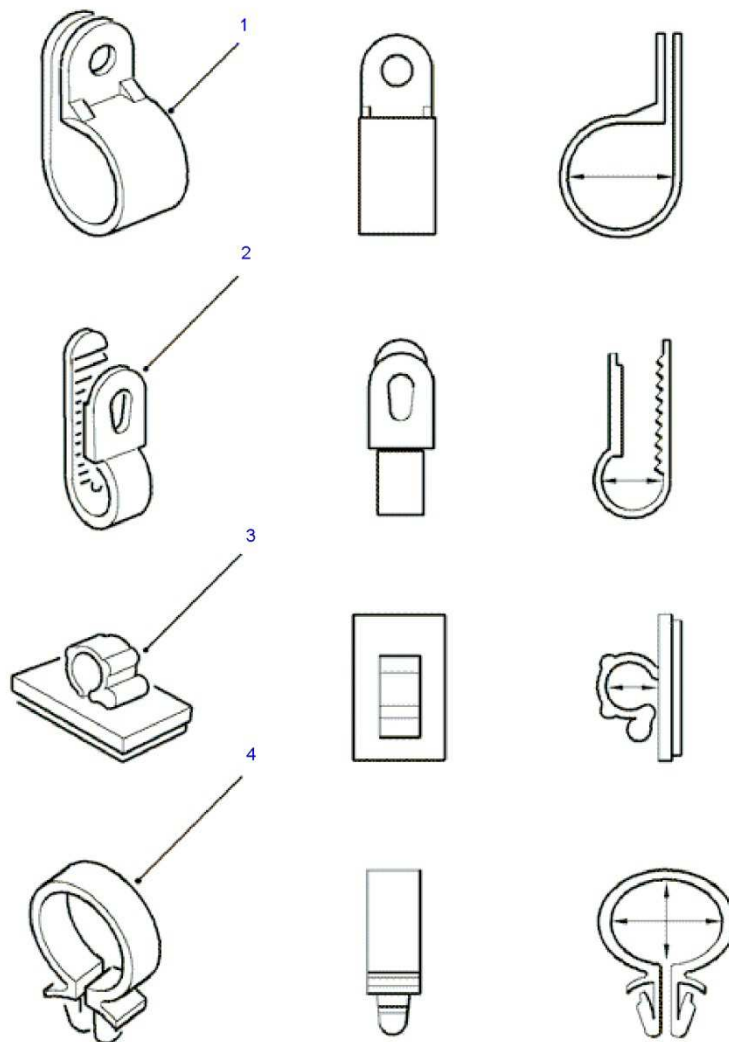
L8D02060

© 2004 - 2012 Infomedia Ltd and its licensors.

Callout	Description	Qty	OSI	From	To		E	Number
1	WIRE - SPEED SENSOR, FRONT, LH, 4 WHEEL ANTI-LOCK BRAKING SYSTEM §	1	-					YMD501720
1	WIRE - SPEED SENSOR, REAR, LH, 4 WHEEL ANTI-LOCK BRAKING SYSTEM §	1	-					YMD501730
1	WIRE - SPEED SENSOR, REAR, RH, 4 WHEEL ANTI-LOCK BRAKING SYSTEM §	1	-					YMD501740
1	WIRE - SPEED SENSOR, FRONT, RH, 4 WHEEL ANTI-LOCK BRAKING SYSTEM §	1	-					YMD501750

With compliments from ,  
Catalogue: Defender 2007-  
Section: D03.005 CABLE CLIPS (FROM (V)7A000001)

---

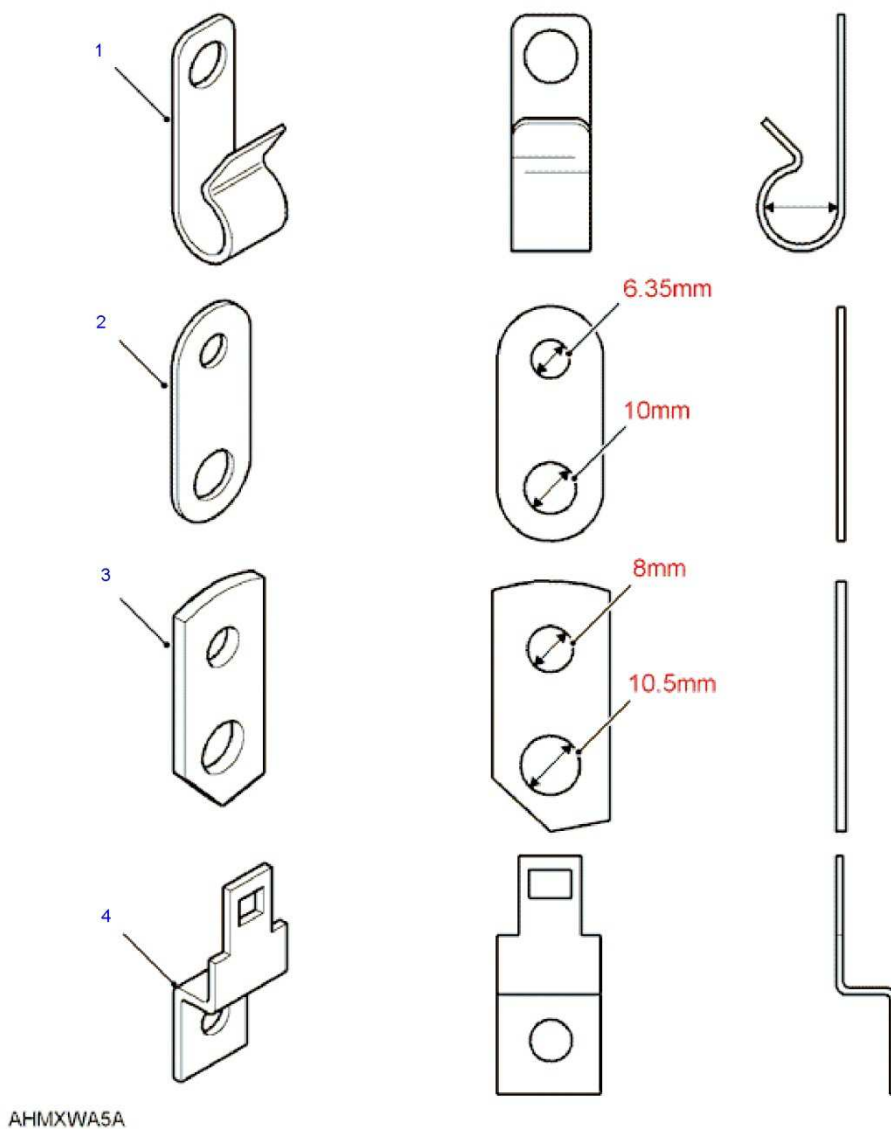


AJMXWA2A

Callout	Description	Qty	OSI	From	To		E	Number
1	CLIP-P, BLACK, PLASTIC, 13.6MM \$	X	-					AAU3715L
1	CLIP-P, BLACK, PLASTIC, 17.4/20.0MM \$	X	-					PRC4543
2	CLIP-P, PLASTIC, ADJUSTABLE, WHITE., 4.0/12.0MM \$	X	-					C39377L
2	CLIP-P, BLACK, PLASTIC, ADJUSTABLE, 11.0/20.0MM \$	X	-					C393771L
3	CLIP-SELF ADHESIVE, 6MM \$	X	-					AFU3081L
3	CLIP-SELF ADHESIVE, 8MM \$	X	-					DRC5017L
4	CLIP-OMEGA, GREY, 6.5MM HOLE, 10.5 X 8MM \$	X	-					PRC5273
4	CLIP-OMEGA, 6.5MM HOLE, WHITE., 14 X 10MM \$	X	-					PRC5274
4	CLIP-OMEGA, BLUE., 6.5MM HOLE, 17 X 13MM \$	X	Y					PRC5275

With compliments from ,  
Catalogue: Defender 2007-  
Section: D03.010 CABLE CLIPS & BRACKETS (FROM (V)7A000001)

---



© 2004 - 2012 Infomedia Ltd and its licensors.



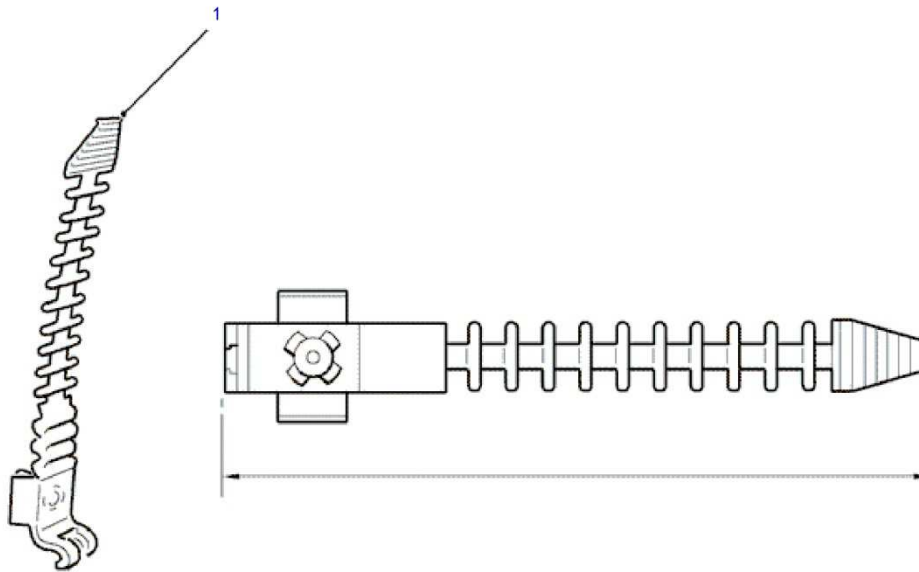
Callout	Description	Qty	OSI	From	To		E	Number
1	CLIP-HOSE, STEEL, 14.5MM, '25/64" HOLE' \$	X	-					240407
2	BRACKET-CLIPPING, STEEL \$	X	-					PRC2979
3	BRACKET HARNESS \$	X	-					ERC9404
4	BRACKET-MOUNTING, STEEL \$	X	-					AMR1935

With compliments from ,

Catalogue: Defender 2007-

Section: D03.015 CABLE TIE-STUD TYPE (FROM (V)7A000001)

---



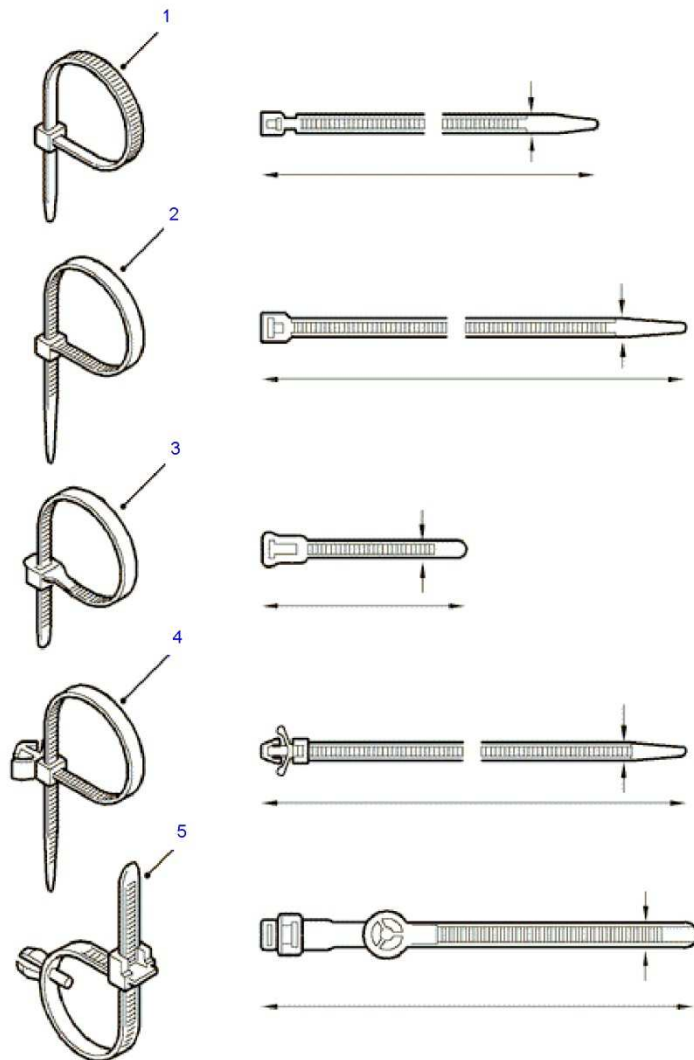
AHMXWA1B

© 2004 - 2012 Infomedia Ltd and its licensors.

Callout	Description	Qty	OSI	From	To		E	Number
1	TIE-CABLE, 97MM, PLASTIC, ADJUSTABLE, 24MM DIAMETER, 6.4MM HOLE, PANEL FIXING \$	X	-					ADU7981L
1	TIE-CABLE, 122MM, PLASTIC, ADJUSTABLE, 6.4MM HOLE, 32MM DIAMETER, PANEL FIXING \$	X	-					ADU8981
1	TIE-CABLE, CLEAR., FIXED CONTACT, STUD FIXING \$	X	-					YYC10294L

With compliments from ,  
Catalogue: Defender 2007-  
Section: D03.020 CABLE TIES (FROM (V)7A000001)

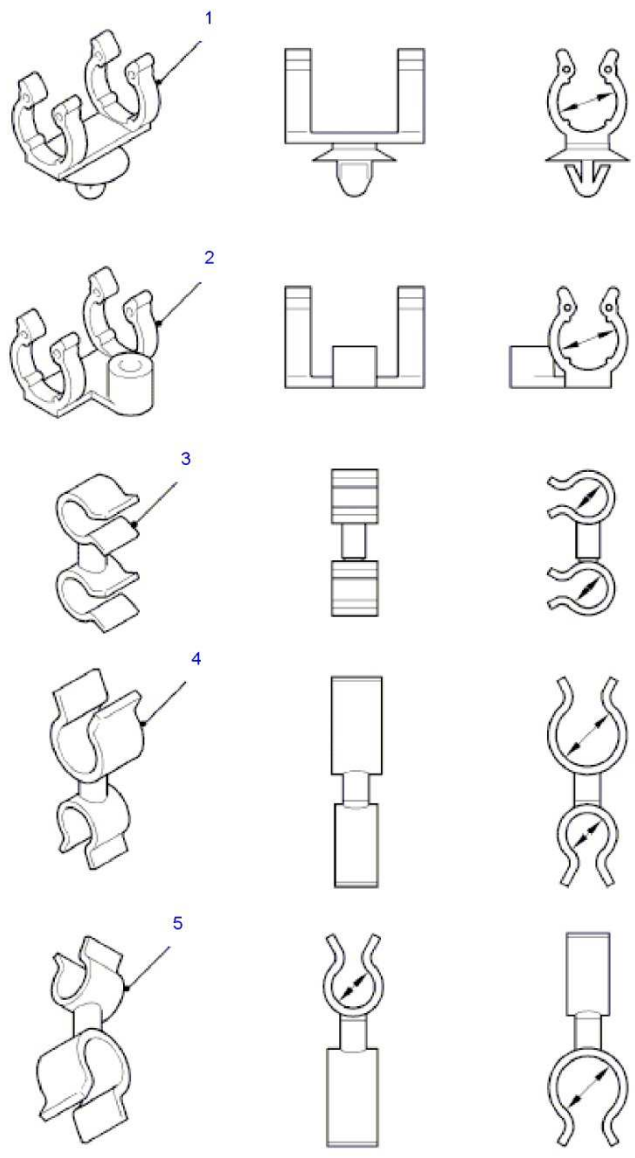
---



AHMXWA1A

© 2004 - 2012 Infomedia Ltd and its licensors.

Callout	Description	Qty	OSI	From	To	E	Number
1	TIE-CABLE, BLACK, 2.5 X 100MM, OUTSIDE SERATED \$	X	-				C43640
2	TIE-CABLE, BLACK, INSIDE SERATED, 2.5 X 100MM \$	X	Y				DRC1538
2	TIE-CABLE, BLACK, 2.5 X 100MM, OUTSIDE SERATED \$	X	-				C43640
2	TIE-CABLE, BLACK, INSIDE SERATED, 3.5 X 150MM \$	X	-				UKC6684L
2	TIE-CABLE, INSIDE SERATED, 3.5 X 300MM \$	X	-				NTC1154
2	TIE-CABLE, INSIDE SERATED, 4.6 X 385MM, WHITE. \$	X	-				594594
2	TIE-CABLE, BLACK, INSIDE SERATED, 4.8 X 115MM \$	X	-				573246
2	TIE-CABLE, BLACK, INSIDE SERATED, 4.8 X 135MM \$	X	Y				RTC3772
2	TIE-CABLE, 4.8 X 270MM, INSIDE SERATED \$	X	-				568680
2	TIE-CABLE, BLACK, INSIDE SERATED, 13.0 X 540MM \$	X	-				ESR3301
3	TIE-CABLE, BLACK, 6.5 X 100MM, RELEASABLE \$	X	-				13H9704L
3	TIE-CABLE, BLACK, RELEASABLE, 7.5 X 145MM \$	X	-				13H9727L
3	TIE-CABLE, BLACK, RELEASABLE, 8.8 X 770MM \$	X	-				AFU4173
4	TIE-CABLE, 4.50MM, 7MM HOLE, 4.6 X 165MM, PANEL FIXING \$	X	-				YQR10016L
4	TIE-CABLE, GREY, 4.6 X 165MM, PANEL FIXING \$	X	-				YQR10075
4	TIE-CABLE, 8MM HOLE, 4.6 X 215MM, PANEL FIXING \$	X	-				YYD10003
5	TIE-CABLE, 6.5MM HOLE, 8.0 X 155MM, PANEL FIXING \$	X	-				AAU3686

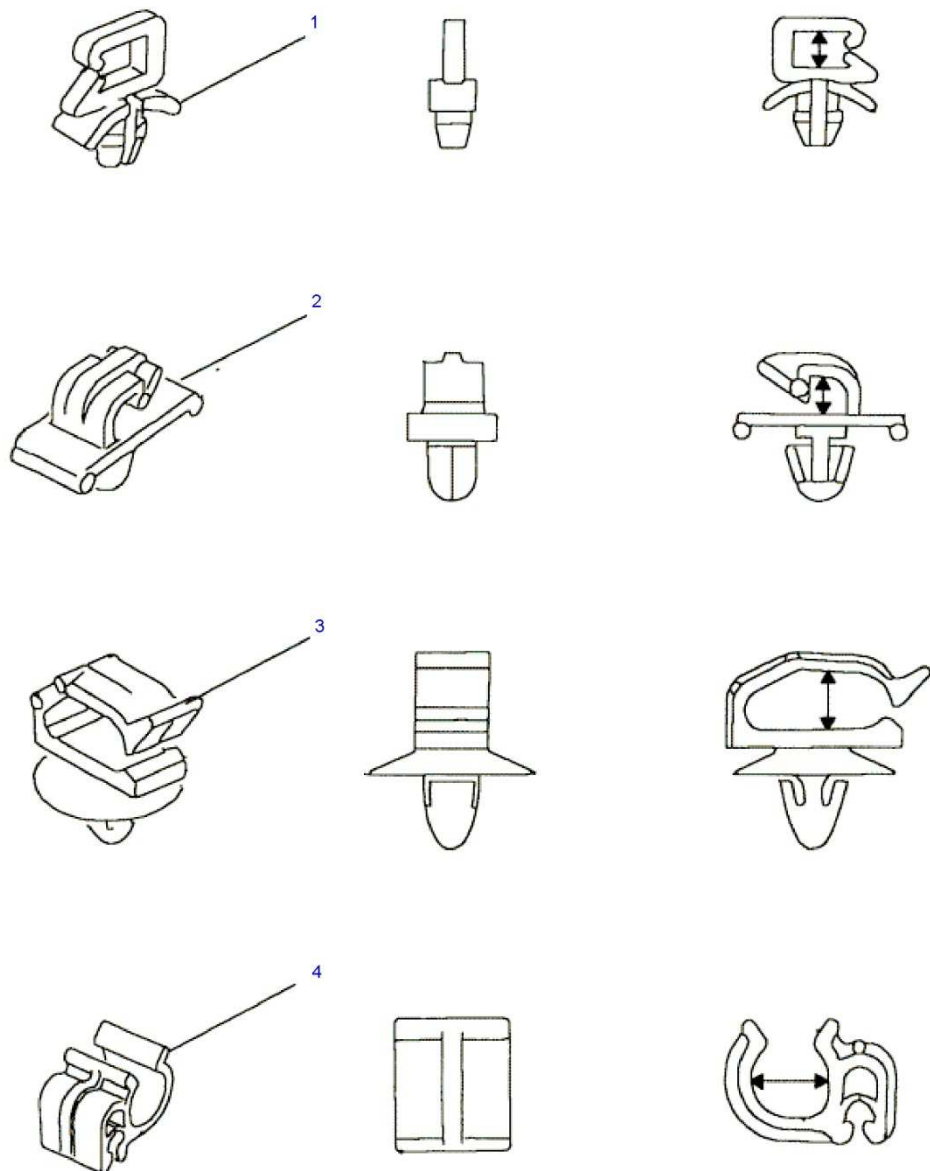


D03.025  
09-2007  
L8  
LM0234

Callout	Description	Qty	OSI	From	To		E	Number
1	CLIP-CRADLE, 13MM, 8MM HOLE, PANEL FIXING \$	X	-					CLP8934
2	CLIP-CRADLE, 13MM, 5MM, STUD FIXING \$	X	-					AMR2323
3	CLIP-SWIVEL, 10 X 10MM \$	X	-					ESR301
4	CLIP-SWIVEL, 15 X 10MM \$	X	-					ADU7739L
5	CLIP - SWIVEL, 12 X 12MM \$	X	-					AAU3084L

With compliments from ,  
Catalogue: Defender 2007-  
Section: D03.030 CLIPS-PANEL & EDGE (FROM (V)7A000001)

---



© 2004 - 2012 Infomedia Ltd and its licensors.



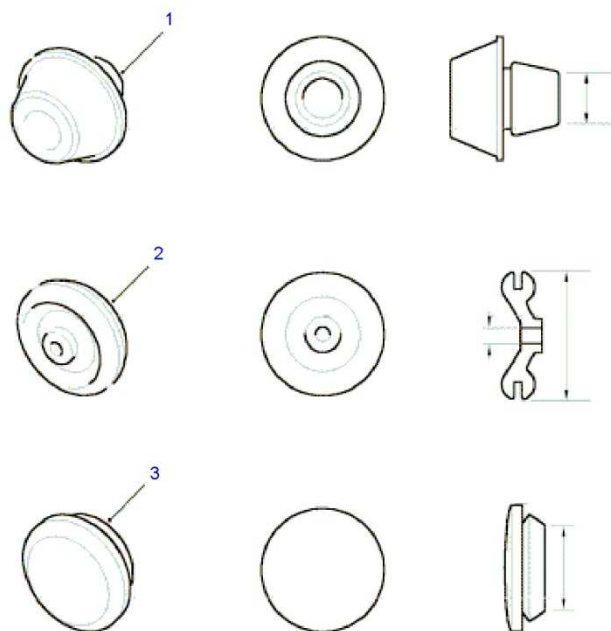
Callout	Description	Qty	OSI	From	To		E	Number
1	CLIP-PANEL FIXING, 4.8MM HOLE, 5MM \$	X	Y					PRC3702
2	CLIP, 6.5MM HOLE, 5MM \$	X	Y					AFU2079
3	CLIP-CABLE, 8MM HOLE \$	X	-					AFU1090L
4	CLIP-EDGE HARNESS, 12MM, CLEAR. \$	X	-					AFU1296
4	CLIP-EDGE HARNESS, 15MM \$	X	-					AMR5481

With compliments from ,

Catalogue: Defender 2007-

Section: D03.035 GROMMETS (FROM (V)7A000001)

---



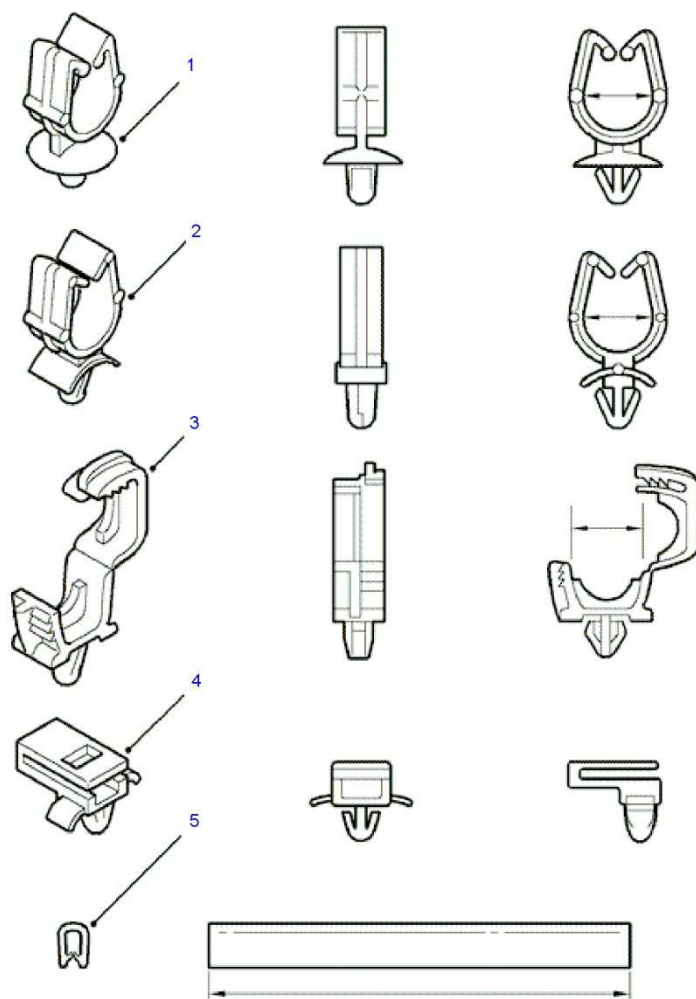
LM0112

Callout	Description	Qty	OSI	From	To	E	Number
1	PLUG-BLANKING, 8MM, PLASTIC \$	X	-				338029
1	PLUG-BLANKING, 9.5MM, PLASTIC \$	X	-				338013
1	PLUG-BLANKING, PLASTIC, 11MM \$	X	-				338014
1	PLUG-BLANKING, PLASTIC, 13MM \$	X	-				338015
1	PLUG-BLANKING, 13.5MM, PLASTIC \$	X	-				ANR1369
1	PLUG-BLANKING, 14MM, PLASTIC \$	X	-				338017
1	PLUG-BLANKING, 16MM, PLASTIC \$	X	-				338018
1	PLUG-BLANKING, PLASTIC, 17.5MM \$	X	Y				338019
1	PLUG-BLANKING, PLASTIC, 19MM \$	X	-				338020
1	PLUG-BLANKING, PLASTIC, 20.5MM \$	X	-				338021
1	PLUG-BLANKING, 25.5MM, PLASTIC \$	X	-				338023
1	PLUG-BLANKING, PLASTIC, 32MM \$	X	-				BD155888
1	PLUG-BLANKING, 35MM, PLASTIC \$	X	-				338025
1	PLUG-BLANKING, 38MM, PLASTIC \$	X	Y				338026
1	PLUG-BLANKING, PLASTIC, 41.5MM \$	X	-				AFU2627
1	PLUG-BLANKING, 47.5MM, PLASTIC \$	X	Y				338009
1	PLUG-BLANKING, PLASTIC, 50MM \$	X	-				338028
2	GROMMET, BLACK, 3 X 19MM, CABLE \$	X	Y				233244
2	GROMMET, BLACK, CABLE, 3 X 25.5MM \$	X	-				233243
2	GROMMET, BLACK, CABLE, 6 X 33.5MM \$	X	-				269257
2	GROMMET, CABLE, 6 X 33.5MM, RED \$	X	-				555711
2	GROMMET, BLACK, CABLE, 6 X 41.5MM \$	X	-				276054
2	GROMMET, BLACK, CABLE, 7 X 53MM \$	X	-				589452
2	GROMMET, CABLE, 12.5 X 48MM, RED \$	X	-				233566
3	PLUG-BLANKING, 35MM, RUBBER \$	X	-				DCP7299L

With compliments from ,

Catalogue: Defender 2007-

Section: D03.040 HARNESS, SNAP & PROTECTION CLIPS (FROM (V)7A000001)



AJMXWA3B

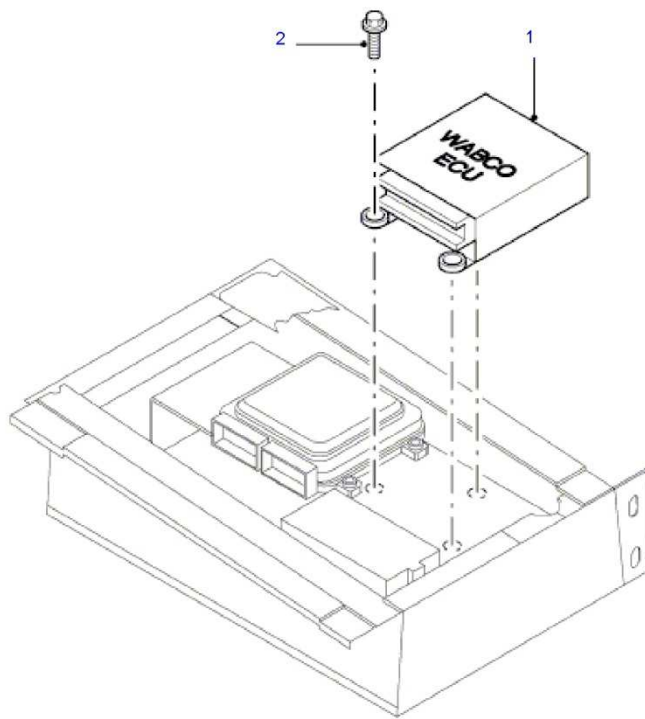
© 2004 - 2012 Infomedia Ltd and its licensors.

Callout	Description	Qty	OSI	From	To		E	Number
1	CLIP-HARNESS, 14MM, 6MM HOLE \$	X	Y					<del>ADU8267</del>
2	CLIP-HARNESS, 14.5MM, 6.5MM HOLE \$	X	-					ADU8363L
3	CLIP-PIVOT-SNAP, GREY, 13-17MM, 7MM HOLE \$	X	-					DBP8169L
4	CLIP-HARNESS, 6.5MM HOLE, ADAPTOR \$	X	-					YYC10030L
5	STRIP-EDGE PROTECTION, 89MM \$	X	-					YQJ100200

With compliments from ,

Catalogue: Defender 2007-

Section: D04.005 ECU-ANTI-LOCK BRAKING SYSTEM (4 WHEEL ANTI-LOCK BRAKING SYSTEM FROM (V)7A000001)



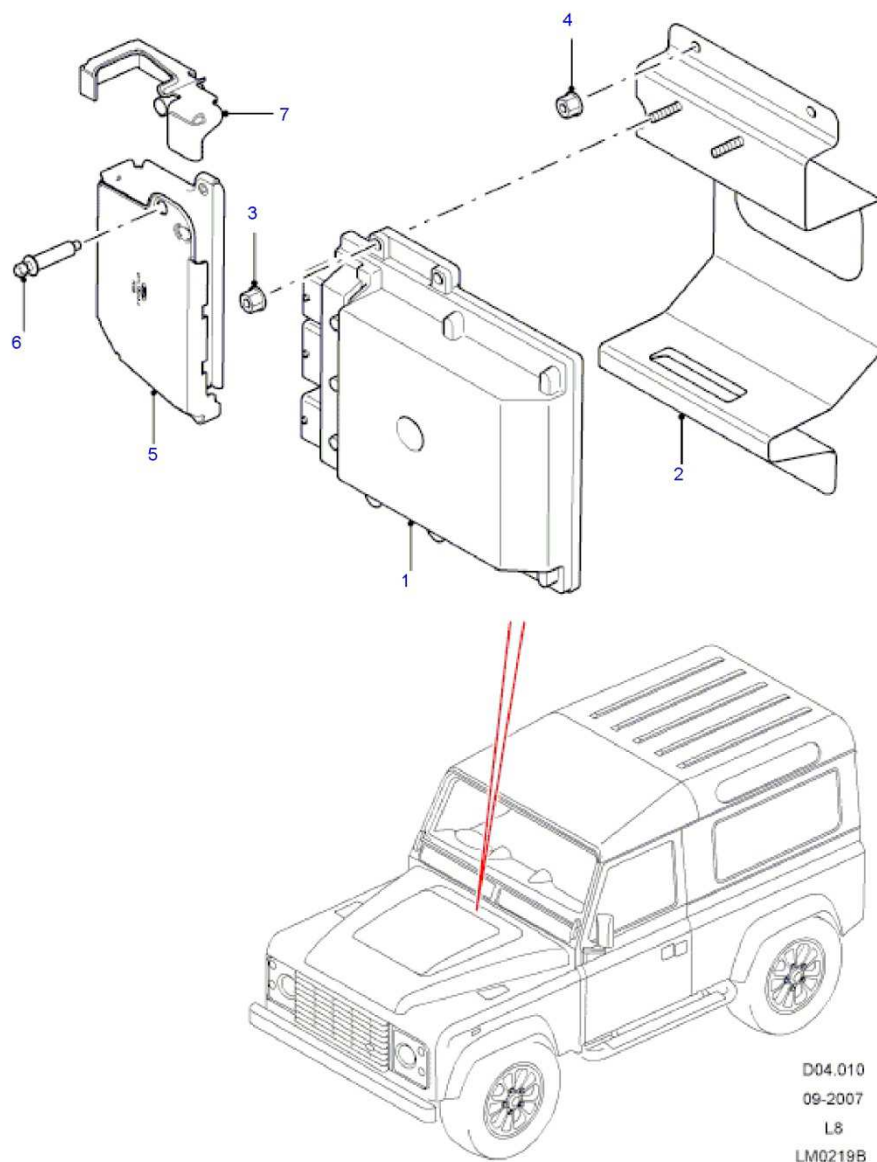
D04.025  
07-2008  
L8  
LM0232

© 2004 - 2012 Infomedia Ltd and its licensors.

Callout	Description	Qty	OSI	From	To		E	Number
1	ELECTRIC CONTROL UNIT & TRACTION CONTROL-ANTILOCK BRAKES, 4 WHEEL ANTI-LOCK BRAKING SYSTEM \$	1	-					SRD000110
2	SCREW-FLANGED HEAD, 4 WHEEL ANTI-LOCK BRAKING SYSTEM \$	3	-					EYG500240

With compliments from ,  
Catalogue: Defender 2007-  
Section: D04.010 ECU - ENGINE (FROM (V)7A000001)

---



D04.010  
09-2007  
L8  
LM0219B

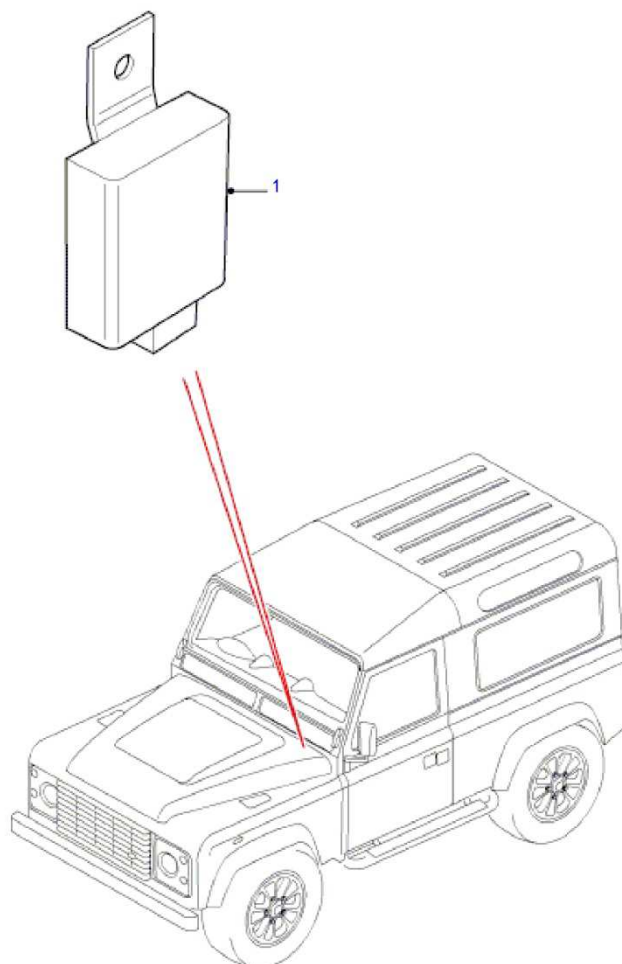


Callout	Description	Qty	OSI	From	To	E	Number
1	ELECTRONIC MODULE, LESS ANTI-LOCK BRAKING SYSTEM \$	1	Y		(V)BA999999		NNN501480
1	ELECTRONIC MODULE, 4 WHEEL ANTI-LOCK BRAKING SYSTEM \$	1	-		(V)BA999999		NNN501630
1	ELECTRONIC MODULE \$	1	-	(V)CA000001	(V)CA555554		LR030063
1	ELECTRONIC MODULE \$	1	-	(V)CA555555			LR040908
2	BRACKET \$	1	-		(V)BA999999		YwU500210
2	BRACKET \$	1	-	(V)CA000001			LR029676
3	NUT, M6 \$	2	-				FN106046
4	NUT, M6 \$	3	-				FN106046
5	COVER \$	1	-				NNU500010
6	BOLT \$	1	-				NNU500030
7	COVER \$	1	-				NNU500020

With compliments from ,

Catalogue: Defender 2007-

Section: D04.015 ECU-ONE TOUCH REAR FOG LAMP (FROM (V)7A000001)



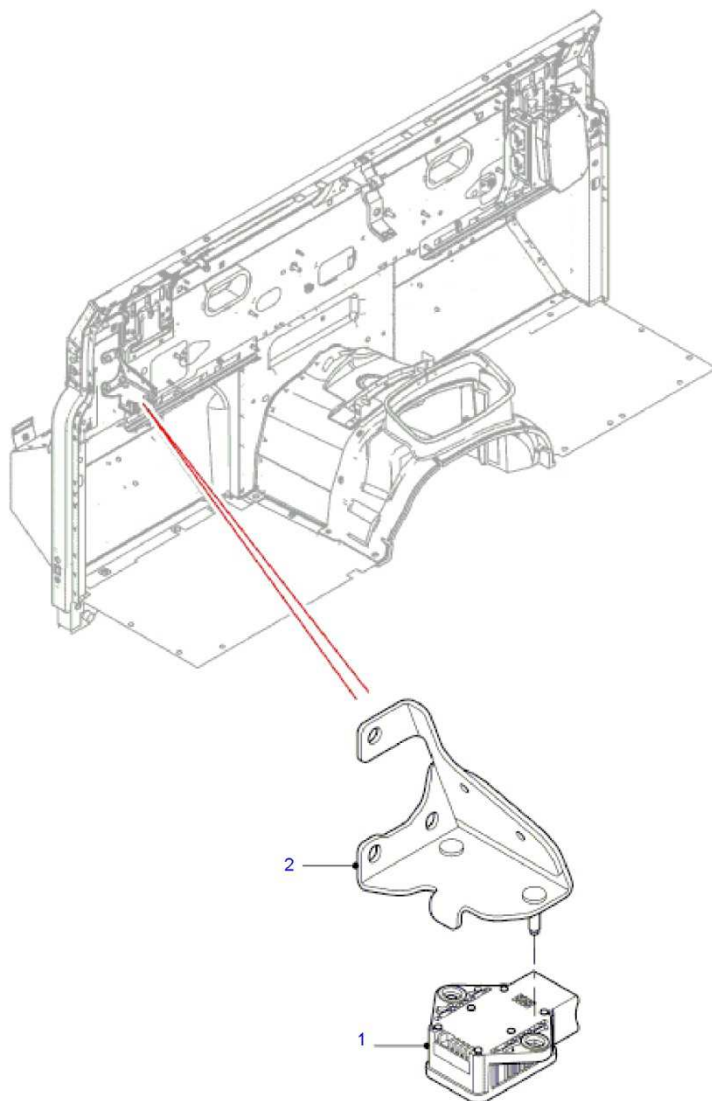
D04.030  
05-2007  
L1  
AHMXGC2B

© 2004 - 2012 Infomedia Ltd and its licensors.

Callout	Description	Qty	OSI	From	To		E	Number	!
1	ECU-ONE TOUCH F/LAMP \$	1	-					YWC104430L	

With compliments from ,  
Catalogue: Defender 2007-  
Section: D04.020 YAW SENSOR (FROM (V)BA0000001)

---



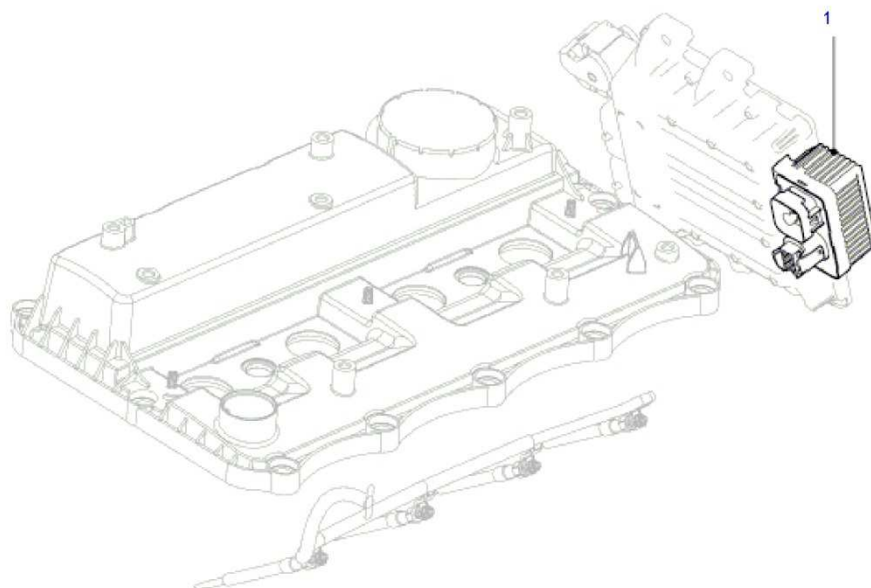
D04.020  
12-2010  
L8  
L8D04020

Callout	Description	Qty	OSI	From	To		E	Number
1	SENSOR, BOSCH, YAW SENSOR \$	1	-					LR021953
2	BRACKET, YAW SENSOR \$	1	-					LR020613

With compliments from ,

Catalogue: Defender 2007-

Section: D04.025 ECU - GLOW PLUG (FROM (V)CA000001)



D04.025

09-2011

L8

L8D04025

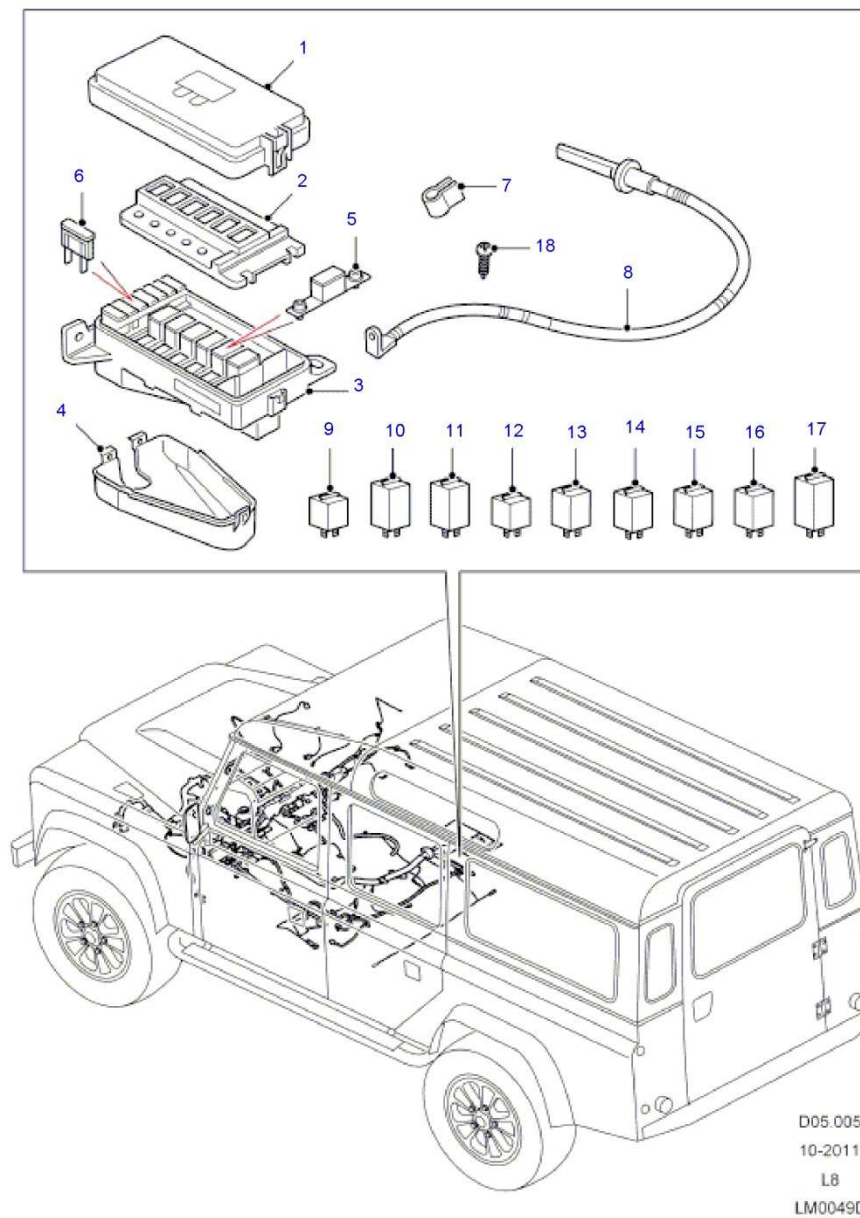
© 2004 - 2012 Infomedia Ltd and its licensors.

Callout	Description	Qty	OSI	From	To		E	Number
1	CONTROL UNIT, GLOW PLUG \$	1	-					LR029679

With compliments from ,

Catalogue: Defender 2007-

Section: D05.005 RELAYS AND FUSES (FROM (V)7A000001 TO (V)BA999999)

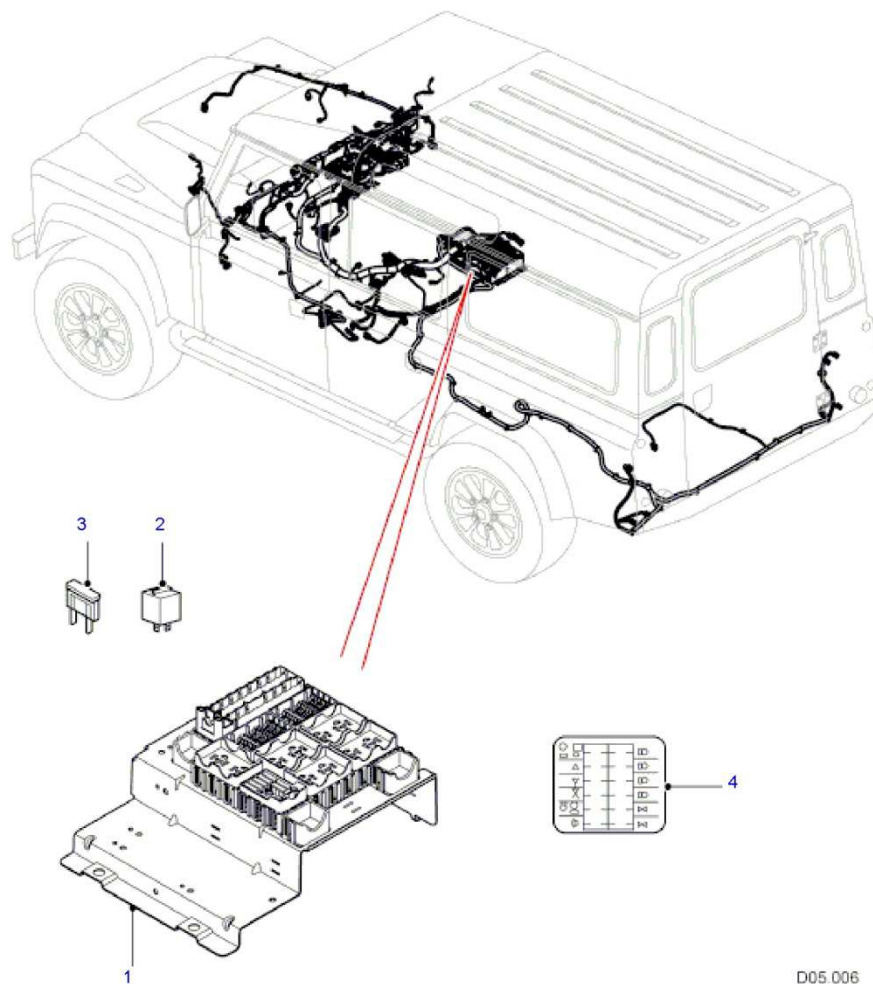




Callout	Description	Qty	OSI	From	To	E	Number
1	COVER - FUSE BOX, TOP \$	1	Y		(V)AA999999		YQH000120
1	COVER - FUSE BOX, TOP \$	1	-	(V)BA000001			LR021817
2	COVER - FUSE BOX, INNER \$	1	-				YQH10004L
3	BOX - FUSE \$	1	-		(V)AA999999		YQE000180
3	BOX - FUSE \$	1	-	(V)BA000001			LR021818
4	COVER - FUSE BOX, BOTTOM \$	1	-				YQH10002L
5	FUSIBLE LINK, 100 AMP, BLUE. \$	X	-				STC1757
5	FUSIBLE LINK, 60 AMP, YELLOW \$	X	-				STC1758
5	FUSIBLE LINK, 40 AMP, GREEN \$	X	-				STC1759
5	FUSIBLE LINK, 30 AMP, PINK. \$	X	-				STC1760
6	FUSE, 5 AMP, AUTOMATIC, STANDARD \$	X	-				RTC4497
6	FUSE, 7.5 AMP, AUTOMATIC, STANDARD. \$	X	-				RTC4498
6	FUSE, 10 AMP, AUTOMATIC, STANDARD \$	X	Y				RTC4501
6	FUSE, 15 AMP, AUTOMATIC, STANDARD. \$	X	Y				RTC4503
6	FUSE, 20 AMP, AUTOMATIC, STANDARD. \$	X	-				RTC4504
7	EXTRACTOR - FUSE \$	1	-				AFU3017L
8	WIRING \$	1	-				YMZ100990
9	RELAY, GREY, ABS PUMP \$	1	-				YWB500220
10	RELAY, BLACK WITH WHITE STRIPE, MAIN \$	1	-				YWB500060
11	RELAY, BLACK WITH WHITE STRIPE, STARTER \$	1	-				YWB500060
12	RELAY, GREY, GLOW PLUG \$	1	-				YWB500220
13	RELAY, BLACK WITH WHITE STRIPE, AIR CON CLUTCH \$	1	-				YWB500060
14	RELAY, BLACK WITH WHITE STRIPE, COOLING FAN \$	1	-				YWB500060
15	RELAY, BLACK, REAR WIPER, ACCESSORY \$	1	-				YWB500210
16	RELAY, BLACK WITH WHITE STRIPE, HEATED FRONT SCREEN \$	1	-				YWB500060
17	RELAY, GREY, FRONT SCREEN-TIMER \$	1	-				PRC6796
18	SCREW, SECURES THE POWER LEADS \$	X	-				YYP500200

With compliments from ,  
Catalogue: Defender 2007-  
Section: D05.006 RELAYS AND FUSES (FROM (V)CA000001)

---



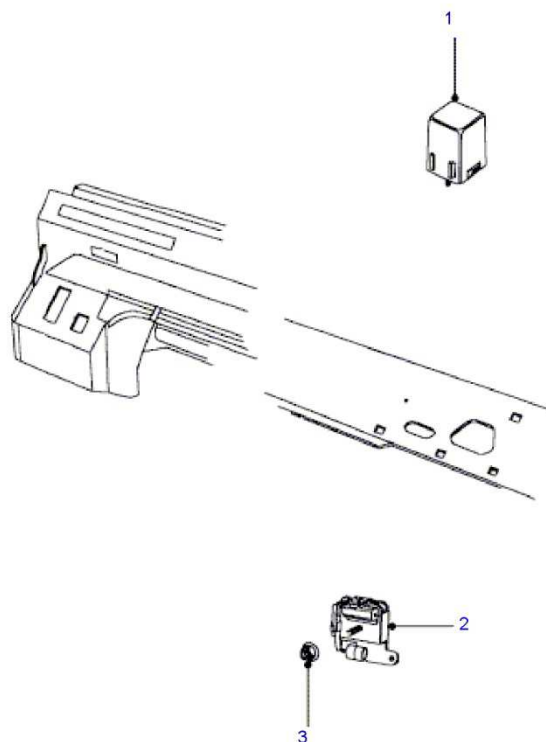
D05 006  
09-2011  
L8  
L8D05006

Callout	Description	Qty	OSI	From	To		E	Number
1	BOX - FUSE, WITH MANUAL AIR CONDITIONING \$	1	-					LR029677
1	BOX - FUSE, LESS AUXILIARY AIR CONDITIONING \$	1	-					LR029678
2	RELAY, BLACK WITH WHITE STRIPE \$	5	-					YW8500060
3	FUSE, 30 AMP, AUTOMATIC, STANDARD. \$	X	-					RTC4507
3	FUSE, 20 AMP, AUTOMATIC, STANDARD. \$	X	Y					ADU1878L
3	FUSE, 15 AMP, AUTOMATIC, STANDARD. \$	X	Y					RTC4503
3	FUSE, 10 AMP, AUTOMATIC, STANDARD \$	X	Y					RTC4501
3	FUSE, 5 AMP, AUTOMATIC, STANDARD \$	X	-					RTC4497
4	LABEL - FUSE IDENTIFICATION \$	1	-					LR031708

With compliments from ,

Catalogue: Defender 2007-

Section: D05.010 DIM DIP UNIT (FROM (V)7A000001)



D05.010  
01-2012  
L8  
L8D05010

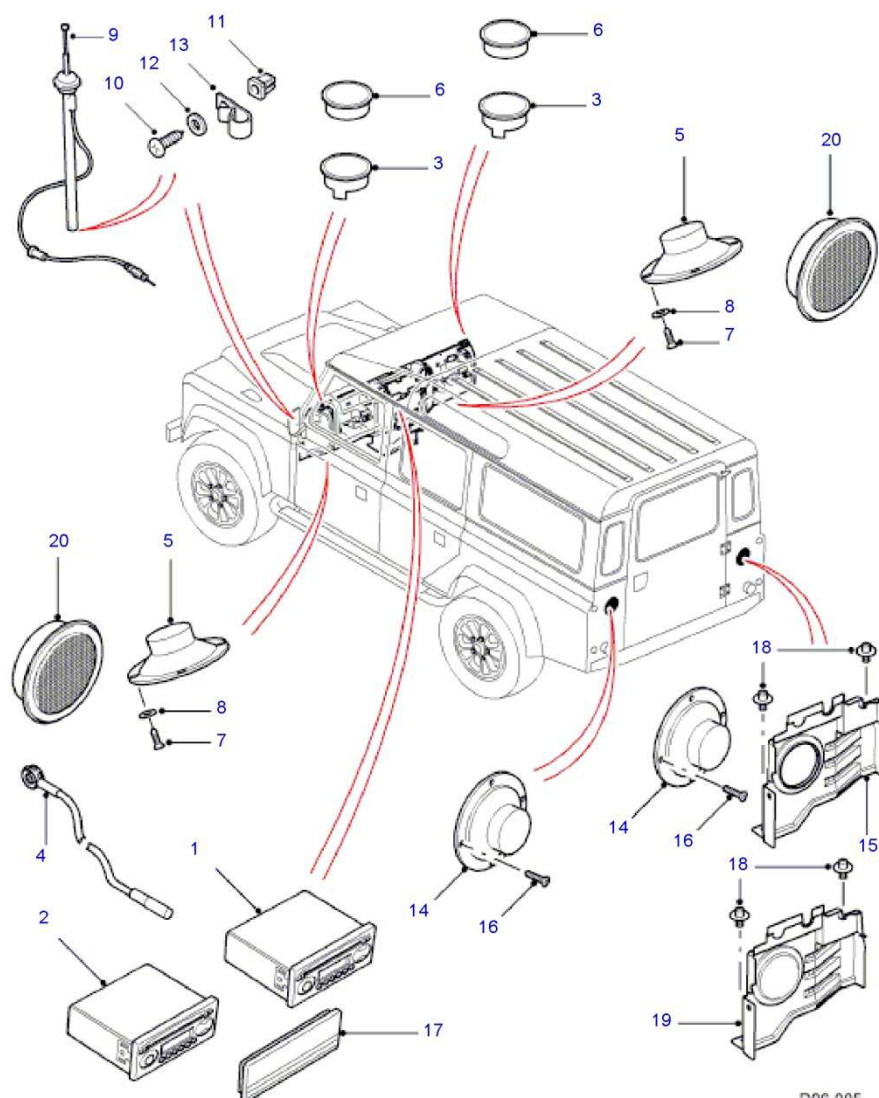
© 2004 - 2012 Infomedia Ltd and its licensors.

Callout	Description	Qty	OSI	From	To	E	Number
1	CONTROL UNIT DIM DIP, WITH DIM - DIP HEADLAMPS \$	1	-		(V)AA999999		YWC10050L
1	CONTROL UNIT DIM DIP, LESS DIM - DIP HEADLAMPS \$	1	-		(V)AA999999		YWZ10003L
1	CONTROL UNIT DIM DIP, RHD \$	1	-	(V)BA000001			YWZ10003L
2	RESISTOR, WITH DIM - DIP HEADLAMPS \$	1	-		(V)AA999999		XBL10003L
3	NUT-FLANGE, M6 \$	1	-				FN106047L

With compliments from ,

Catalogue: Defender 2007-

Section: D06.005 RADIO AND SPEAKER - ORIGINAL FIT (FROM (V)7A000001 TO (V)CA999999)

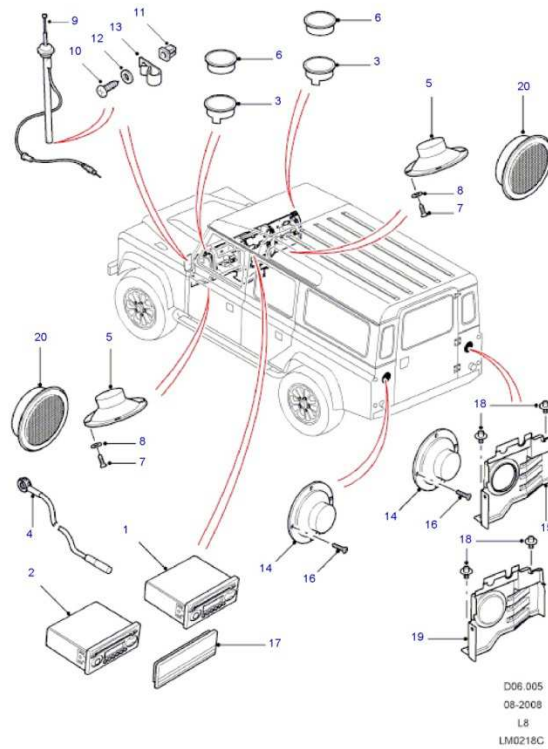


D06.005  
08-2008  
L8  
LM0218C

Callout	Description	Qty	OSI	From	To	E	Number
1	RADIO WITH CD PLAYER, CLARION, SINGLE PLAY CD AND RADIO \$	1	Y		(V)BA402535		<i>XQE500540</i>
1	RADIO WITH CD PLAYER, CLARION, SINGLE PLAY CD AND RADIO \$	1	Y	(V)BA402535	(V)BA500001		<i>LR030059</i>
1	RADIO WITH CD PLAYER, CLARION, SINGLE PLAY CD AND RADIO \$	1	-	(V)BA500002			LR032535
2	RADIO WITH MP3 PLAYER, CLARION, AM/FM RADIO CASSETTE/CD/MP3 \$	1	Y		(V)BA402535		<i>XQE500550</i>
2	RADIO WITH MP3 PLAYER, CLARION, AM/FM RADIO CASSETTE/CD/MP3 \$	1	Y	(V)BA402536	(V)BA500001		<i>LR031426</i>
2	RADIO WITH MP3 PLAYER, CLARION, AM/FM RADIO CASSETTE/CD/MP3 \$	1	-	(V)BA500002			LR032536
3	SPEAKER - INSTRUMENT PANEL, TWEETER, UPPER \$	2	-				<i>XQN500230</i>
4	ADAPTOR - ANTENNA \$	1	Y		(V)BA400178		<i>VSA500130</i>
4	ADAPTOR - ANTENNA \$	1	-	(V)BA400179			LR030557
5	SPEAKER - INSTRUMENT PANEL, LOWER \$	2	Y		(V)7A746640		<i>XQM500550</i>
5	SPEAKER - INSTRUMENT PANEL, LOWER \$	2	Y	(V)7A746641	(V)BA408791		<i>XQM500570</i>
5	SPEAKER - INSTRUMENT PANEL, LOWER \$	2	-	(V)BA408792			LR032945
6	GRILLE - SPEAKER, RADIO PREP (NO SPEAKERS) \$	2	-				<i>XQN500260</i>
7	SCREW, SELF TAPPING, NO 6 X 40 \$	8	-				<i>XYP500230</i>
8	WASHER-PLAIN, M4 \$	8	Y				<i>WA104004</i>
9	AERIAL FRONT FENDER, METAL \$	1	Y		(V)BA400178		<i>XUC500140</i>
9	AERIAL FRONT FENDER, METAL \$	1	-	(V)BA400179			LR030590
10	SCREW, SELF TAPPING \$	1	Y				<i>AB614061</i>
11	NUT-LOKUT \$	1	Y				<i>CZK3164</i>
12	WASHER, M6, PLAIN \$	1	-				<i>WC106047</i>
13	CLIP-HOSE \$	1	-				<i>NRC2383</i>
14	SPEAKER - REAR \$	2	Y		(V)7A746640		<i>XQM500550</i>
14	SPEAKER - REAR \$	2	Y	(V)7A746641	(V)BA408791		<i>XQM500570</i>
14	SPEAKER - REAR \$	2	-	(V)BA408792			LR032945

➤ See following page

With compliments from ,  
Catalogue: Defender 2007 -  
Section: D06.005 RADIO AND SPEAKER - ORIGINAL FIT (FROM (V)7A000001 TO (V)CA999999)



© 2004 - 2012 Infomedia Ltd and its licensors.



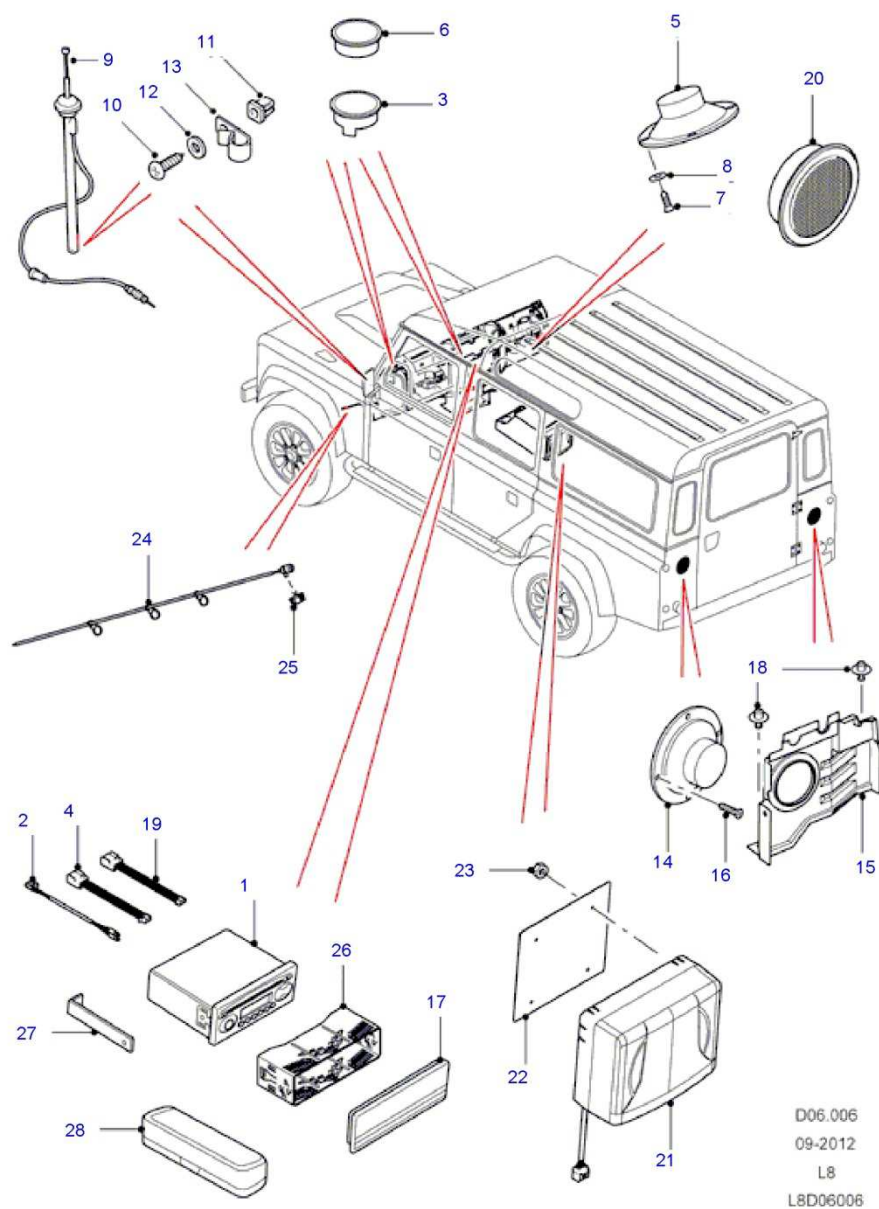
➤ Continued

15	MOUNTING, RH, HARD TOP, '110" WHEELBASE', WITH 2 FRONT AND 2 REAR SPEAKERS \$	1	-					ERQ500020PMA
15	MOUNTING, LH, HARD TOP, '110" WHEELBASE', WITH 2 FRONT AND 2 REAR SPEAKERS \$	1	-					ERQ500030PMA
15	MOUNTING, RH, HARD TOP, '90" WHEELBASE', WITH 2 FRONT AND 2 REAR SPEAKERS \$	1	-					ERQ500060PMA
15	MOUNTING, LH, HARD TOP, '90" WHEELBASE', WITH 2 FRONT AND 2 REAR SPEAKERS \$	1	-					ERQ500070PMA
15	MOUNTING, RH, (STATION WAGON - 3 DOOR, '90" WHEELBASE', WITH 2 FRONT AND 2 REAR SPEAKERS OR STATION WAGON - 5 DOOR, '110" WHEELBASE', WITH 2 FRONT AND 2 REAR	1	-					ERQ500120PMA
15	MOUNTING, LH, (STATION WAGON - 3 DOOR, '90" WHEELBASE', WITH 2 FRONT AND 2 REAR SPEAKERS OR STATION WAGON - 5 DOOR, '110" WHEELBASE', WITH 2 FRONT AND 2 REAR	1	-					ERQ500130PMA
15	MOUNTING, RH, WITH 2 SPEAKERS \$	1	-					ERQ500180PMA
15	MOUNTING, LH, WITH 2 SPEAKERS \$	1	-					ERQ500190PMA
16	SCREW, NO.8 \$	8	-					XYP500050
17	FINISHER \$	1	-					FBV10065PUY
18	RIVET - PLASTIC \$	4	-					EYQ100130
19	MOUNTING, RH, (STATION WAGON - 3 DOOR, '90" WHEELBASE', TITAN, LESS SPEAKER OR STATION WAGON - 5 DOOR, '110" WHEELBASE', TITAN, LESS SPEAKER) \$	1	-					ERQ500120PMA
19	MOUNTING, LH, (STATION WAGON - 3 DOOR, '90" WHEELBASE', TITAN, LESS SPEAKER OR STATION WAGON - 5 DOOR, '110" WHEELBASE', TITAN, LESS SPEAKER) \$	1	-					ERQ500130PMA
19	MOUNTING, RH, (STATION WAGON - 3 DOOR, BRUNEL, LESS SPEAKER OR STATION WAGON - 5 DOOR, BRUNEL, LESS SPEAKER) \$	1	-					ERQ500180PMA
19	MOUNTING, LH, (STATION WAGON - 3 DOOR, BRUNEL, LESS SPEAKER OR STATION WAGON - 5 DOOR, BRUNEL, LESS SPEAKER) \$	1	-					ERQ500190PMA
20	GRILLE - SPEAKER, RADIO PREP (NO SPEAKERS) \$	2	-					FXE500050

With compliments from ,

Catalogue: Defender 2007-

Section: D06.006 RADIO AND SPEAKER - ORIGINAL FIT (FROM (V)DA000001)



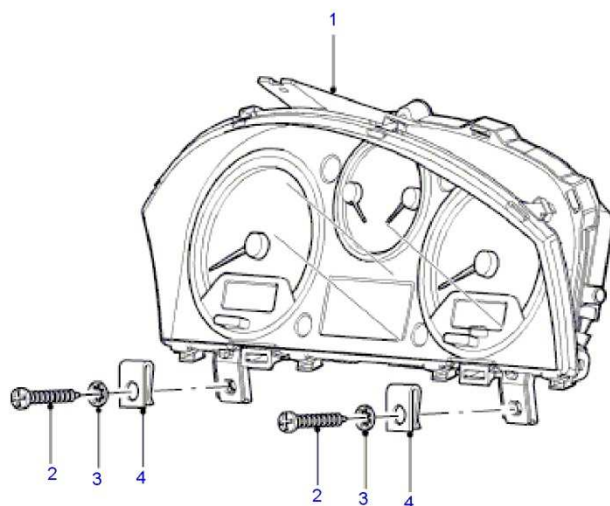
© 2004 - 2012 Infomedia Ltd and its licensors.

Callout	Description	Qty	OSI	From	To		E	Number
1	RADIO WITH CD PLAYER, AM/FM RADIO CASSETTE/CD/MP3, LESS BLUETOOTH \$	1	-					LR040841
1	RADIO WITH CD PLAYER, WITH PREMIUM AM/FM STERIO/CD, BLUE TOOTH INTERFACE CONNECT \$	1	-					LR040842
2	WIRE - RADIO FEED, WITH PREMIUM AM/FM STERIO/CD, BLUE TOOTH INTERFACE CONNECT, 4 SPEAKERS + SUBWOOFER \$	1	-					LR040847
3	SPEAKER - INSTRUMENT PANEL, TWEETER, UPPER \$	2	-					XQN500230
4	WIRE - RADIO FEED, (AM/FM RADIO CASSETTE/CD/MP3, LESS BLUETOOTH, WITH 2 SPEAKERS OR AM/FM RADIO CASSETTE/CD/MP3, LESS BLUETOOTH, WITH 2 FRONT AND 2	1	-					LR040845
5	SPEAKER - INSTRUMENT PANEL, LOWER, (WITH 2 SPEAKERS OR WITH 2 FRONT AND 2 REAR SPEAKERS) \$	2	-					LR032945
5	SPEAKER - INSTRUMENT PANEL, LOWER, WITH PREMIUM AM/FM STERIO/CD \$	2	-					LR040868
6	GRILLE - SPEAKER, RADIO PREP (NO SPEAKERS) \$	2	-					XQN500260
7	SCREW, SELF TAPPING, NO 6 X 40 \$	8	-					XYP500230
8	WASHER-PLAIN, M4 \$	8	Y					WA104004
9	AERIAL FRONT FENDER, METAL, WITH MANUAL TELESCOPIC AERIAL \$	1	-					LR030590
10	SCREW, SELF TAPPING \$	1	Y					AB614061
11	NUT-LOKUT \$	1	Y					CZK3164
12	WASHER, M6, PLAIN \$	1	-					WC106047
13	CLIP-HOSE \$	1	-					NRC2383
14	SPEAKER - REAR, (WITH 2 SPEAKERS OR WITH 2 FRONT AND 2 REAR SPEAKERS) \$	2	-					LR032945
14	SPEAKER - REAR, WITH PREMIUM AM/FM STERIO/CD \$	2	-					LR040868
15	MOUNTING, RH, HARD TOP, '90" WHEELBASE', WITH 2 FRONT AND 2 REAR SPEAKERS \$	1	-					ERQ500060PMA
15	MOUNTING, LH, HARD TOP, '90" WHEELBASE', WITH 2 FRONT AND 2 REAR SPEAKERS \$	1	-					ERQ500070PMA
15	MOUNTING, RH, (STATION WAGON - 3 DOOR, '90" WHEELBASE', WITH 2 FRONT AND 2 REAR SPEAKERS OR STATION WAGON - 5 DOOR, '110" WHEELBASE', WITH 2 FRONT AND 2 REAR	1	-					ERQ500120PMA
15	MOUNTING, LH, (STATION WAGON - 3 DOOR, '90" WHEELBASE', WITH 2 FRONT AND 2 REAR SPEAKERS OR STATION WAGON - 5 DOOR, '110" WHEELBASE', WITH 2 FRONT AND 2 REAR	1	-					ERQ500130PMA
15	MOUNTING, RH, (CREW CAB PICK UP OR STATION WAGON - 5 DOOR, LESS SPEAKER OR STATION WAGON - 3 DOOR, LESS SPEAKER OR HARD TOP, JERRYCAN STOWAGE) \$	1	-					ERQ500180PMA
15	MOUNTING, LH, (CREW CAB PICK UP OR STATION WAGON - 5 DOOR, LESS SPEAKER OR STATION WAGON - 3 DOOR, LESS SPEAKER OR HARD TOP, JERRYCAN STOWAGE) \$	1	-					ERQ500190PMA
16	SCREW, NO.8 \$	8	-					XYP500050
17	FINISHER, RADIO PREP (NO SPEAKERS) \$	1	-					FBV10065PUY
18	RIVET - PLASTIC \$	4	-					EYQ100130
19	WIRE - RADIO FEED, (WITH PREMIUM AM/FM STERIO/CD, BLUE TOOTH INTERFACE CONNECT, WITH 2 SPEAKERS OR WITH PREMIUM AM/FM STERIO/CD, BLUE TOOTH INTERFACE	1	-					LR040846
20	GRILLE - SPEAKER, RADIO PREP (NO SPEAKERS) \$	2	-					FXE500050
21	SUBWOOFER, WITH PREMIUM AM/FM STERIO/CD \$	1	-					LR040866
22	PLATE - MOUNTING, WITH PREMIUM AM/FM STERIO/CD \$	1	-					LR040867
23	NUT - HEX., M6, HEXAGONAL HEAD, NYLOC \$	4	-					FY106046
24	MICROPHONE, BLUE TOOTH INTERFACE CONNECT \$	1	-					LR040865
25	CLIP \$	1	-					LR040869
26	BRACKET - RADIO, (AM/FM RADIO CASSETTE/CD/MP3, LESS BLUETOOTH, WITH 2 SPEAKERS OR AM/FM RADIO CASSETTE/CD/MP3, LESS BLUETOOTH, WITH 2 FRONT AND 2	1	-					LR040843
26	BRACKET - RADIO, (WITH PREMIUM AM/FM STERIO/CD, BLUE TOOTH INTERFACE CONNECT, WITH 2 SPEAKERS OR WITH PREMIUM AM/FM STERIO/CD, BLUE TOOTH INTERFACE	1	-					LR040844
27	TOOL - EXTRACTOR - RADIO \$	1	-					LR040870
28	BOX - CD PLAYER PANEL \$	1	-					LR040849

With compliments from ,

Catalogue: Defender 2007-

Section: D07.005 INSTRUMENT CLUSTER (FROM (V)7A000001)



D07.005  
01-2007  
L8  
LM0209

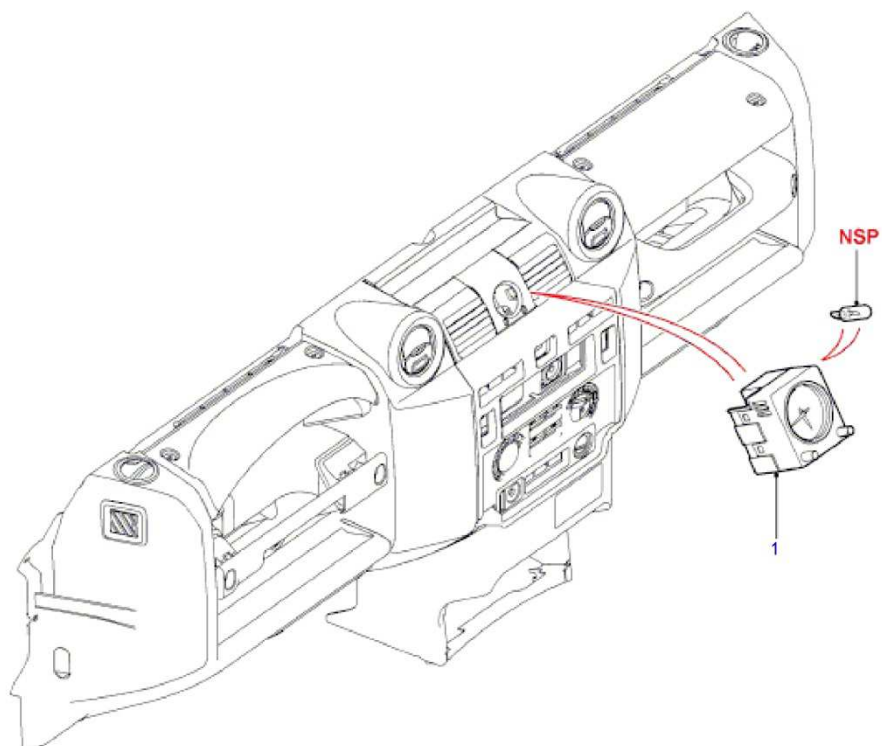
© 2004 - 2012 Infomedia Ltd and its licensors.

Callout	Description	Qty	DSI	From	To		E	Number
1	INSTRUMENT CLUSTER - DASH, WITH MPH/KMH SPEEDO \$	1	-		(V)AA999999			YAC502910PUY
1	INSTRUMENT CLUSTER - DASH, WITH MPH/KMH SPEEDO \$	1	-	(V)BA000001	(V)BA999999			LR029187
1	INSTRUMENT CLUSTER - DASH, WITH MPH/KMH SPEEDO \$	1	-	(V)CA000001	(V)CA555554			LR031339
1	INSTRUMENT CLUSTER - DASH, WITH MPH/KMH SPEEDO \$	1	-	(V)CA555555				LR039728
1	INSTRUMENT CLUSTER - DASH, WITH KMH SPEEDO \$	1	-		(V)AA999999			YAC502930PUY
1	INSTRUMENT CLUSTER - DASH, WITH KMH SPEEDO \$	1	-	(V)BA000001	(V)BA999999			LR029188
1	INSTRUMENT CLUSTER - DASH, WITH KMH SPEEDO \$	1	-	(V)CA000001	(V)CA555554			LR031340
1	INSTRUMENT CLUSTER - DASH, WITH KMH SPEEDO \$	1	-	(V)CA555555				LR039729
2	SCREW, 4.8 X 25MM, TORX \$	2	-					FYP000341
3	WASHER \$	2	Y					WA104004
4	NUT - SPRING, NO 6 \$	2	-					MWC9322

With compliments from ,

Catalogue: Defender 2007-

Section: D07.010 INSTRUMENT PANEL RELATED PARTS (FROM (V)7A000001)



D07.010  
07-2009  
L8  
LM0210A

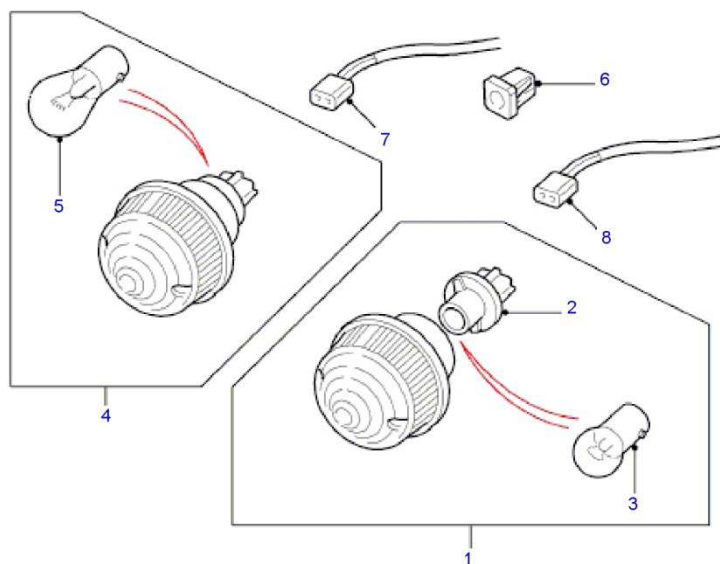
© 2004 - 2012 Infomedia Ltd and its licensors.

Callout	Description	Qty	OSI	From	To		E	Number
1	CLOCK \$	1	-					YF8500030PUY

With compliments from ,

Catalogue: Defender 2007-

Section: D08.005 LAMPS - FRONT - SIDE AND INDICATOR (FROM (V)7A000001)



D08.005

01-2007

L8

LM0212

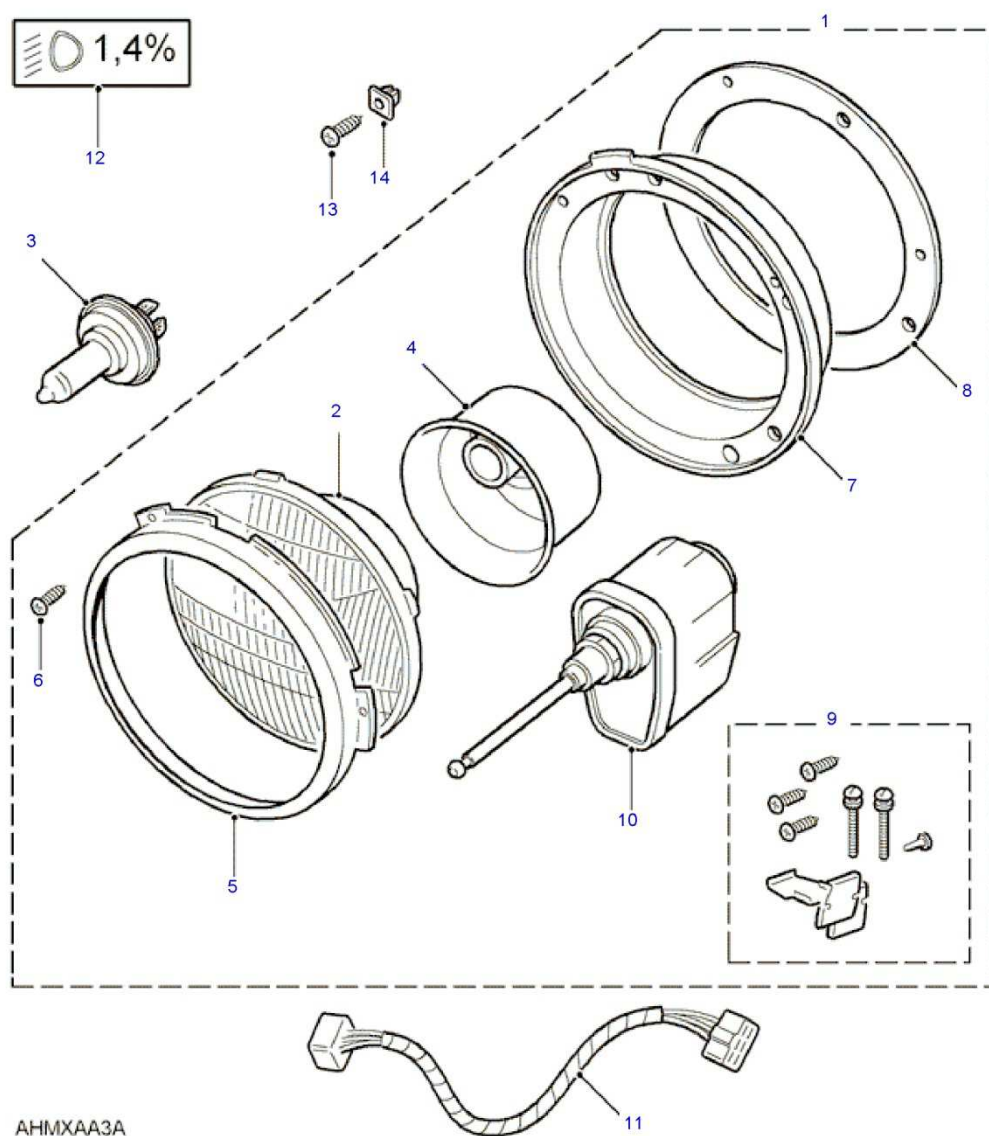


Callout	Description	Qty	OSI	From	To	E	Number
1	LAMP - POSITION, 12V \$	2	-				XBD500050
2	HOLDER-SINGLE POLE BULB, 21W \$	2	-				XBP100180
3	BULB, SIDE LAMP \$	2	-	(V)MA940005			570822
3	BULB, SIDELIGHT \$	2	-				10211
4	LENS & BODY ASSY-FRONT INDICATOR, 12V, AMBER \$	2	-				XBD500040
4	LENS & BODY ASSY-FRONT INDICATOR, CLEAR, 12V \$	2	-				XBD500010
5	BULB-382-P25/1-21 WATT, AMBER, 12V, INDICATOR \$	2	Y	(V)3A000000			XZQ100190
6	NUT-LOKUT \$	8	-				RTC3745
7	HARNESS EXTENSION \$	4	-				STC1188
8	HARNESS EXTENSION \$	4	-				STC1188

With compliments from ,

Catalogue: Defender 2007-

Section: D08.010 HEADLAMPS (WITH MANUAL HEADLAMP LEVELLING FROM (V)7A000001)



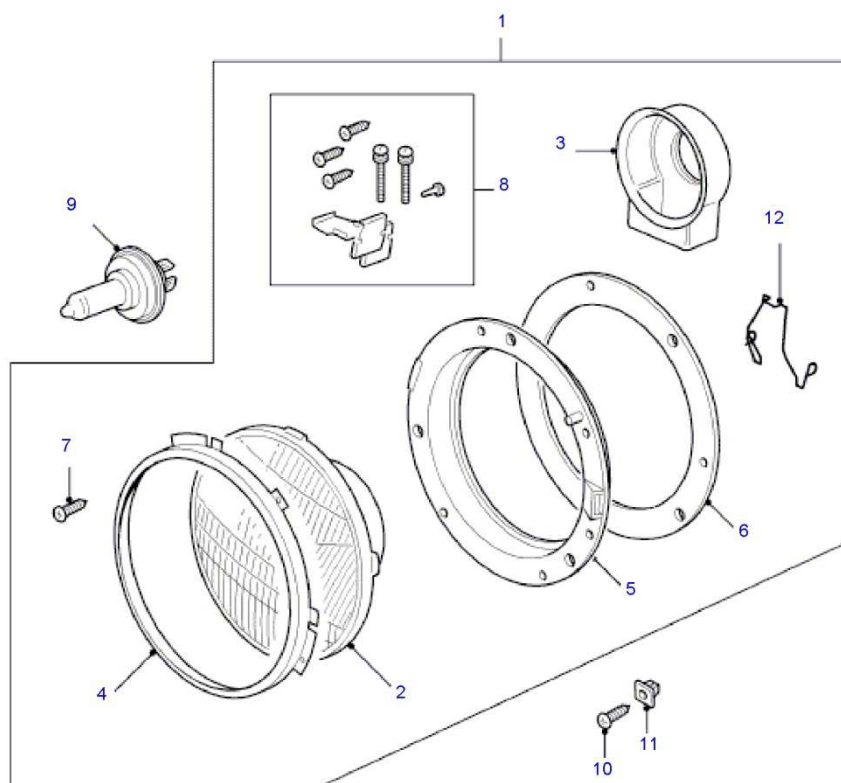
AHMXAA3A

Callout	Description	Qty	OSI	From	To	E	Number
1	HEADLAMP ASSEMBLY-FRONT LIGHTING, BLACK, WIPAC, LHD, WITH MANUAL HEADLAMP LEVELLING \$	2	-				AMR3247
1	HEADLAMP ASSEMBLY-FRONT LIGHTING, RHD, WITH MANUAL HEADLAMP LEVELLING \$	2	-				XBC104480
2	LIGHT UNIT, QUARTZ HALOGEN, WIPAC, LHD, WITH MANUAL HEADLAMP LEVELLING \$	2	-				STC1210
2	LIGHT UNIT, QUARTZ HALOGEN, WIPAC, RHD, WITH MANUAL HEADLAMP LEVELLING \$	2	-				STC1209
3	BULB-HEADLAMP-H4-60/65 WATT, QUARTZ HALOGEN, MAIN & DIPPED FRONT LIGHT \$	2	-				589783
4	COVER-HEADLAMP BULB INSULATION \$	2	-				STC951
5	BEZEL-HEADLAMP \$	2	-				STC3018
6	SCREW, BLACK \$	2	-				STC1486
7	BODY-HEADLAMP \$	2	-				STC4029
8	GASKET-HEADLAMP LENS \$	2	-				STC1612
9	KIT-HEADLAMP FITTINGS \$	2	-				STC1614
10	ADJUSTER UNIT-HEADLAMP \$	2	-				AMR2090
11	HARNESS-LINK \$	2	-				AMR5833
12	LABEL-HEADLAMP LEVELING INFORMATION, FITTED TO TOP OF RADIATOR \$	1	-				PRC8171
13	SCREW, NO 8 X 1/2, SELF TAPPING, HEADLAMP TO BODY \$	8	-				PYP500140
14	NUT-LOKUT, HEADLAMP TO BODY \$	8	-				79051

With compliments from ,

Catalogue: Defender 2007-

Section: D08.015 HEADLAMPS (LESS HEADLAMP LEVELLING FROM (V)7A000001)

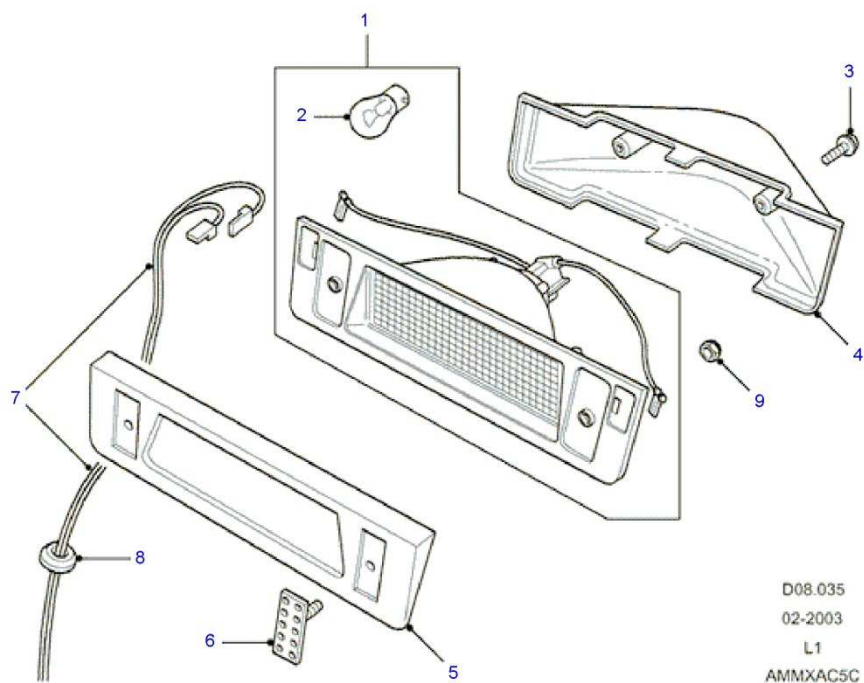


D08.015  
09-2008  
L8  
LM0213A

Callout	Description	Qty	OSI	From	To		E	Number
1	HEADLAMP ASSEMBLY-FRONT LIGHTING, BLACK, QUARTZ HALOGEN, WIPAC, RHD, LESS HEADLAMP LEVELLING \$	2	-					AMR2344
1	HEADLAMP ASSEMBLY-FRONT LIGHTING, BLACK, QUARTZ HALOGEN, WIPAC, LHD, LESS HEADLAMP LEVELLING \$	2	-					AMR2345
2	LIGHT UNIT, QUARTZ HALOGEN, WIPAC, RHD, LESS HEADLAMP LEVELLING \$	2	-					STC1209
2	LIGHT UNIT, QUARTZ HALOGEN, WIPAC, LHD, LESS HEADLAMP LEVELLING \$	2	-					STC1210
3	COVER - BULB, LESS HEADLAMP LEVELLING \$	2	-					STC951
4	BEZEL-HEADLAMP \$	2	-					STC3018
5	BODY-HEADLAMP \$	2	-					STC1613
6	GASKET, HEADLAMP \$	2	-					STC1612
7	SCREW, BLACK \$	6	-					STC1486
8	KIT-HEADLAMP FITTINGS \$	2	-					STC1614
9	BULB-HEADLAMP-H4-60/65 WATT, QUARTZ HALOGEN, CLEAR., MAIN & DIPPED FRONT LIGHT, LESS HEADLAMP LEVELLING \$	2	-					589783
10	SCREW, NO 8 X 1/2, SELF TAPPING, HEADLAMP TO BODY \$	8	-					PYP500140
11	NUT-LOKUT, HEADLAMP TO BODY \$	8	-					79051
12	CLIP - BULB, QUARTZ HALOGEN, LESS HEADLAMP LEVELLING \$	2	-					STC1851

With compliments from ,  
Catalogue: Defender 2007-  
Section: D08.020 HIGH LEVEL STOP LAMP (FROM (V)7A000001)

---

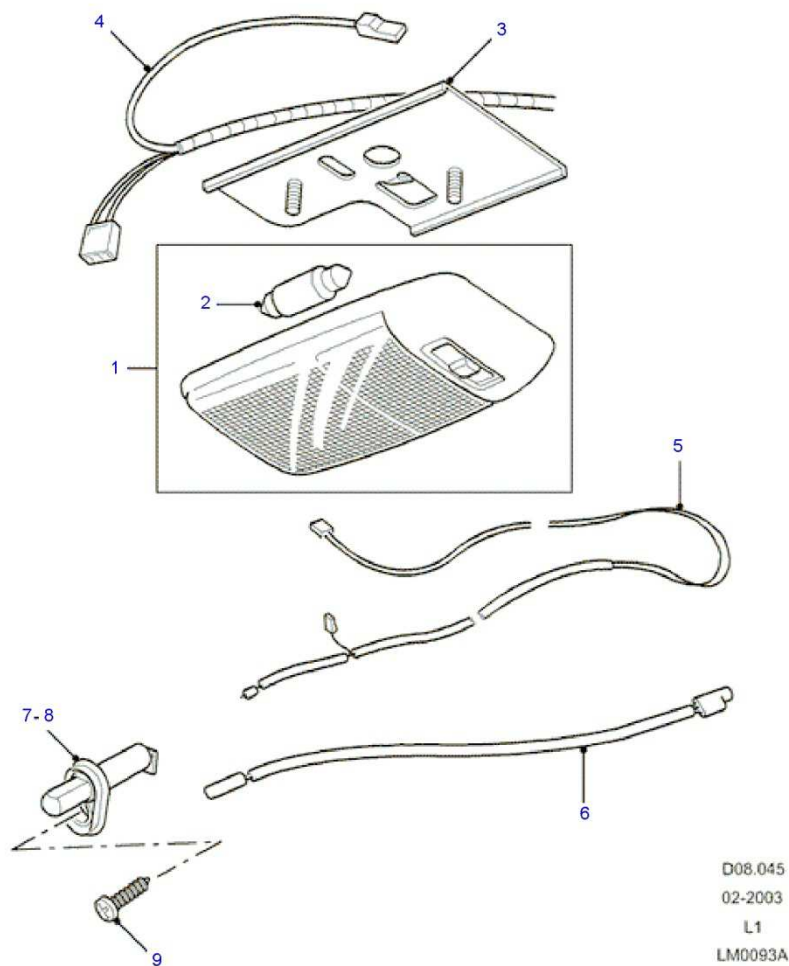


Callout	Description	Qty	OSI	From	To	E	Number
1	LAMP-REAR HIGH MOUNTED STOP \$	1	-		(V)CA999999		XFG100330
1	LAMP-REAR HIGH MOUNTED STOP \$	1	-	(V)DA000001			LR044451
2	BULB-382-P25/1-21 WATT, 12V \$	1	-				264591
3	SCREW, 3.5 X 16 \$	2	-				BTR2940
4	COVER-HIGH MOUNTED STOP LAMP INTEGRAL \$	1	-				XFK100290
5	ADAPTOR \$	1	-		(V)CA555554		CQF000010
5	ADAPTOR \$	1	-	(V)CA555555			LR040907
6	STUD \$	2	-				AWR4647
7	HARNESS-HIGH MOUNTED STOP LAMP PROTECTED \$	1	-				XFS100050
8	GROMMET, BLACK, 3 X 19MM, CABLE \$	1	Y				<del>233244</del>
9	NUT-HEXAGONAL-NYLOC, M5 \$	2	-				NY105041L

With compliments from ,

Catalogue: Defender 2007-

Section: D08.025 INTERIOR LAMPS (FROM (V)7A000001)

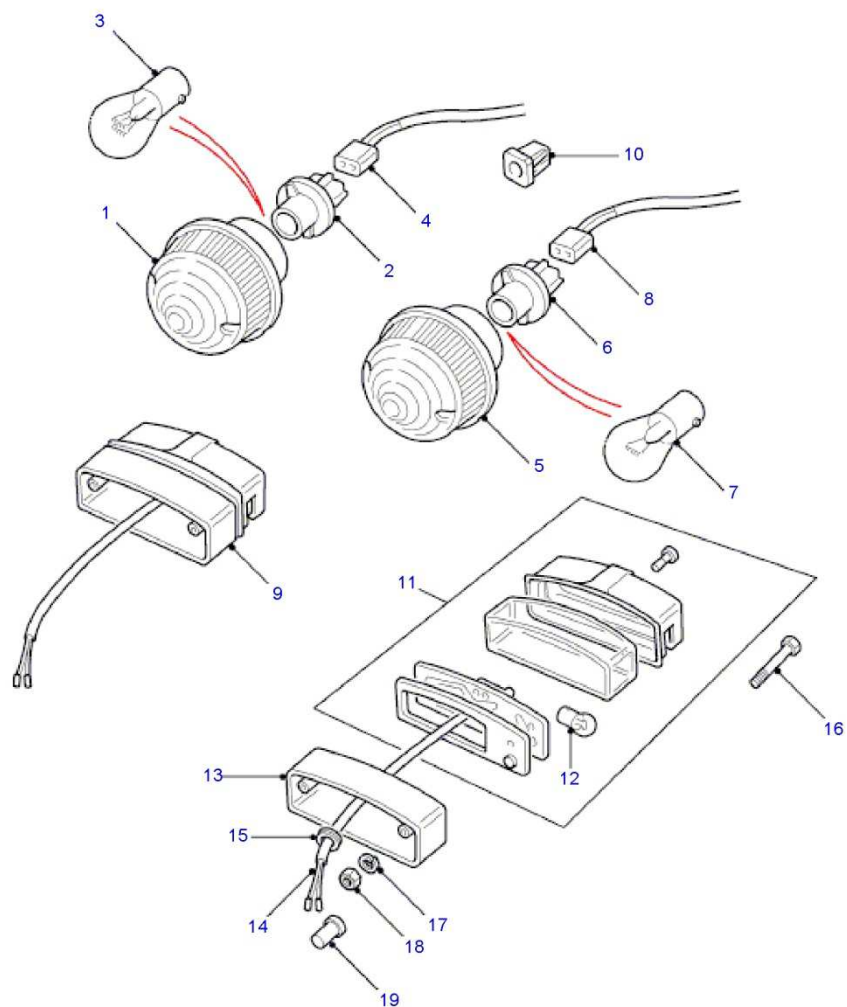




Callout	Description	Qty	OSI	From	To	E	Number
1	LAMP-INTERIOR COURTESY \$	1	-				AMR3155
2	BULB-272-10 WATT, FESTOON, 36X10.5MM \$	1	-				586438
3	BRACKET-MOUNTING-LAMP-INTERIOR \$	1	Y		(V)7A555554		AMR3142
3	BRACKET-MOUNTING-LAMP-INTERIOR \$	1	-	(V)7A555555			VUU500440
4	HARNESS INTERIOR LIGHT, (CHASSIS CAB, '110" WHEELBASE' OR CHASSIS CAB, '130" WHEELBASE' OR PICK UP, '90" WHEELBASE' OR PICK UP, '110" WHEELBASE' OR HIGH	1	-		(V)8A999999		YMK000372
4	HARNESS INTERIOR LIGHT, (CHASSIS CAB, '110" WHEELBASE' OR CHASSIS CAB, '130" WHEELBASE' OR PICK UP, '90" WHEELBASE' OR PICK UP, '110" WHEELBASE' OR HIGH	1	-	(V)9A000001			LR016271
4	HARNESS INTERIOR LIGHT, (HARD TOP, '90" WHEELBASE', HARD TOP PLAIN, LESS DOOR ENTRY REMOTE CONTROL UNIT, LESS SUN ROOF OR HARD TOP, '110" WHEELBASE',	1	-		(V)8A999999		YMK000372
4	HARNESS INTERIOR LIGHT, (HARD TOP, '90" WHEELBASE', HARD TOP PLAIN, LESS DOOR ENTRY REMOTE CONTROL UNIT, LESS SUN ROOF OR HARD TOP, '110" WHEELBASE',	1	-	(V)9A000001			LR016271
4	HARNESS INTERIOR LIGHT, (HARD TOP, '90" WHEELBASE', LESS DOOR ENTRY REMOTE CONTROL UNIT OR STATION WAGON - 3 DOOR, '90" WHEELBASE', LESS DOOR ENTRY REMOTE CONTROL	1	-		(V)8A999999		YMK000402
4	HARNESS INTERIOR LIGHT, (HARD TOP, '90" WHEELBASE', LESS DOOR ENTRY REMOTE CONTROL UNIT OR STATION WAGON - 3 DOOR, '90" WHEELBASE', LESS DOOR ENTRY REMOTE CONTROL	1	-	(V)9A000001			LR016275
4	HARNESS INTERIOR LIGHT, '110" WHEELBASE', LESS DOOR ENTRY REMOTE CONTROL UNIT \$	1	Y		(V)8A999999		YMK000422
4	HARNESS INTERIOR LIGHT, '110" WHEELBASE', LESS DOOR ENTRY REMOTE CONTROL UNIT \$	1	-	(V)9A000001			LR016276
4	HARNESS INTERIOR LIGHT, ('90" WHEELBASE', HARD TOP PLAIN, LESS DOOR ENTRY REMOTE CONTROL UNIT, PERIMETER / VOLUME THEFT SYSTEM OR '110" WHEELBASE',	1	-		(V)8A999999		YMK000512
4	HARNESS INTERIOR LIGHT, ('90" WHEELBASE', HARD TOP PLAIN, LESS DOOR ENTRY REMOTE CONTROL UNIT, PERIMETER / VOLUME THEFT SYSTEM OR '110" WHEELBASE',	1	-	(V)9A000001			LR016285
4	HARNESS INTERIOR LIGHT, (CREW CAB PICK UP, '110" WHEELBASE', PERIMETER / VOLUME THEFT SYSTEM OR CHASSIS CREW CAB, '130" WHEELBASE', PERIMETER / VOLUME	1	Y		(V)8A999999		YMK000392
4	HARNESS INTERIOR LIGHT, (CREW CAB PICK UP, '110" WHEELBASE', PERIMETER / VOLUME THEFT SYSTEM OR CHASSIS CREW CAB, '130" WHEELBASE', PERIMETER / VOLUME	1	-	(V)9A000001			LR016274
4	HARNESS INTERIOR LIGHT, (CHASSIS CAB, '110" WHEELBASE' OR PICK UP, '110" WHEELBASE' OR HIGH CAPACITY PICK UP, '110" WHEELBASE' OR CHASSIS CAB, '130" WHEELBASE') \$	1	-		(V)8A999999		YMK000382
4	HARNESS INTERIOR LIGHT, (CHASSIS CAB, '110" WHEELBASE' OR PICK UP, '110" WHEELBASE' OR HIGH CAPACITY PICK UP, '110" WHEELBASE' OR CHASSIS CAB, '130" WHEELBASE') \$	1	-	(V)9A000001			LR016273
4	HARNESS INTERIOR LIGHT, (HARD TOP, '90" WHEELBASE', HARD TOP PLAIN, WITH DOOR ENTRY REMOTE CONTROL UNIT, LESS SUN ROOF \$	1	-		(V)8A999999		YMK000502
4	HARNESS INTERIOR LIGHT, (HARD TOP, '90" WHEELBASE', HARD TOP PLAIN, WITH DOOR ENTRY REMOTE CONTROL UNIT, LESS SUN ROOF \$	1	-	(V)9A000001			LR016284
4	HARNESS INTERIOR LIGHT, (HARD TOP, '110" WHEELBASE', WITH DOOR ENTRY REMOTE CONTROL UNIT \$	1	-		(V)8A999999		YMK000532
4	HARNESS INTERIOR LIGHT, (HARD TOP, '110" WHEELBASE', WITH DOOR ENTRY REMOTE CONTROL UNIT \$	1	-	(V)9A000001			LR016286
4	HARNESS INTERIOR LIGHT, (HARD TOP, '90" WHEELBASE', ALPINE HARD TOP PLAIN, LESS DOOR ENTRY REMOTE CONTROL UNIT, PERIMETER / VOLUME THEFT SYSTEM OR	1	-		(V)8A999999		YMK000442
4	HARNESS INTERIOR LIGHT, (HARD TOP, '90" WHEELBASE', ALPINE HARD TOP PLAIN, LESS DOOR ENTRY REMOTE CONTROL UNIT, PERIMETER / VOLUME THEFT SYSTEM OR	1	-	(V)9A000001			LR016277
4	HARNESS INTERIOR LIGHT, (HARD TOP, '90" WHEELBASE', ALPINE HARD TOP PLAIN, WITH DOOR ENTRY REMOTE CONTROL UNIT OR STATION WAGON - 3 DOOR,	1	Y		(V)8A999999		YMK000452
4	HARNESS INTERIOR LIGHT, (HARD TOP, '90" WHEELBASE', ALPINE HARD TOP PLAIN, WITH DOOR ENTRY REMOTE CONTROL UNIT OR STATION WAGON - 3 DOOR,	1	-	(V)9A000001			LR016278
4	HARNESS INTERIOR LIGHT, (STATION WAGON - 5 DOOR, '110" WHEELBASE', LESS DOOR ENTRY REMOTE CONTROL UNIT, PERIMETER / VOLUME THEFT SYSTEM \$	1	-		(V)8A999999		YMK000462
4	HARNESS INTERIOR LIGHT, (STATION WAGON - 5 DOOR, '110" WHEELBASE', LESS DOOR ENTRY REMOTE CONTROL UNIT, PERIMETER / VOLUME THEFT SYSTEM \$	1	-	(V)9A000001			LR016282
4	HARNESS INTERIOR LIGHT, (STATION WAGON - 5 DOOR, '110" WHEELBASE', WITH DOOR ENTRY REMOTE CONTROL UNIT \$	1	Y		(V)8A999999		YMK000472
4	HARNESS INTERIOR LIGHT, (STATION WAGON - 5 DOOR, '110" WHEELBASE', WITH DOOR ENTRY REMOTE CONTROL UNIT \$	1	-	(V)9A000001			LR016283
5	HARNESS INTERIOR LIGHT, REAR, (LESS ANTI-THEFT ALARM OR PERIMETER / VOLUME THEFT SYSTEM) \$	1	-				AMR3322
5	HARNESS INTERIOR LIGHT, REAR, (STATION WAGON - 3 DOOR, '90" WHEELBASE', PERIMETER / VOLUME THEFT SYSTEM \$	1	-				AMR4984
5	HARNESS INTERIOR LIGHT, REAR, (STATION WAGON - 5 DOOR, '110" WHEELBASE', PERIMETER / VOLUME THEFT SYSTEM \$	1	-				AMR4990
6	LEAD-LINK, BURGLAR ALARM, REAR SIDE DOOR SWITCH, '110" AND 130" WHEELBASE', PERIMETER / VOLUME THEFT SYSTEM \$	2	-				AMR4991
7	SWITCH-CONTACT COURTESY LIGHT, FRONT DOOR \$	2	-				AFU4241L
7	SWITCH-CONTACT COURTESY LIGHT, REAR SIDE DOOR, PERIMETER / VOLUME THEFT SYSTEM \$	2	-				AFU4241L
8	SWITCH-CONTACT COURTESY LIGHT, REAR END DOOR, (ALPINE HARD TOP PLAIN OR HARD TOP PLAIN) \$	1	-				PRC8548
9	SCREW, FLANGED HEAD \$	X	-				YYP100860

With compliments from ,  
Catalogue: Defender 2007-  
Section: D08.030 REAR LAMPS (FROM (V)7A000001)

---



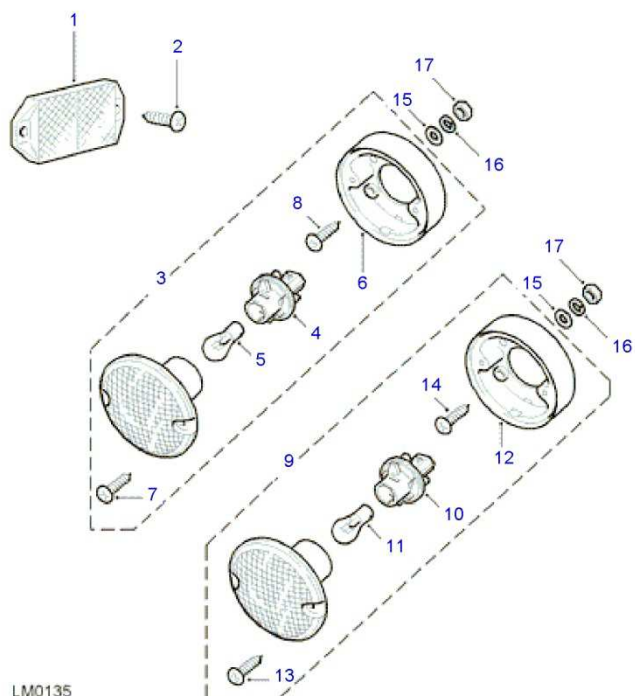
D08.030  
03-2009  
L8  
LM0215A

Callout	Description	Qty	OSI	From	To		E	Number
1	LENS & BODY-STOP/TAIL, 12V, SCREWS SUPPLIED WITH LENS \$	2	-					XFD500040
2	BULBHOLDER, 5/21W \$	2	-					XBP100190
3	BULB-380-P25/2-21/5 WATT, 12V \$	2	-					264590
4	HARNESS EXTENSION, LAMP - REAR TAIL/STOP \$	2	-					STC4637
5	LENS & BODY-REAR INDICATOR, 12V, SCREWS SUPPLIED WITH LENS \$	2	-					XFD500050
6	HOLDER-SINGLE POLE BULB, 21W \$	2	-					XBP100180
7	BULB-382-P25/1-21 WATT, 12V \$	2	-					264591
8	HARNESS EXTENSION, SIDE INDICATOR LAMP \$	2	-					STC1188
9	LAMP - LICENCE PLATE \$	1	Y					XFC100600
10	NUT-LOKUT \$	8	-					RTC3745
11	LAMP-REAR LICENCE PLATE \$	1	-					XFC100550
12	BULB-233-T8/4-4 WATT, 12V \$	2	-					575312
13	PLINTH-LICENCE PLATE, (SOFT TOP OR PICK UP OR CHASSIS CAB OR CREW CAB PICK UP OR HARD TOP OR STATION WAGON - 3 DOOR OR STATION WAGON - 5 DOOR) \$	1	-					345597
13	PLINTH-LICENCE PLATE, HIGH CAPACITY PICK UP \$	1	-					PRC3588
14	WIRING, (SOFT TOP OR PICK UP OR CHASSIS CAB OR CREW CAB PICK UP OR HARD TOP OR STATION WAGON - 3 DOOR OR STATION WAGON - 5 DOOR) \$	1	-					YND100050
14	WIRING, HIGH CAPACITY PICK UP \$	1	-					PRC3617
15	GROMMET, BLACK, 3 X 19MM, CABLE \$	1	-					235113
16	SCREW, M5, HEXAGONAL HEAD \$	2	-					SH105552
17	WASHER-SPRING \$	2	-					WM702001L
18	NUT-HEXAGONAL, M5 \$	2	-					NH105041L
19	NUT - FLANGED, M5, (CREW CAB HCPU OR HIGH CAPACITY PICK UP) \$	2	-	[V]9A777524				NN105022

With compliments from ,

Catalogue: Defender 2007-

Section: D08.035 REFLECTORS, FOG LAMP & REVERSE LAMP (FROM (V)7A000001)

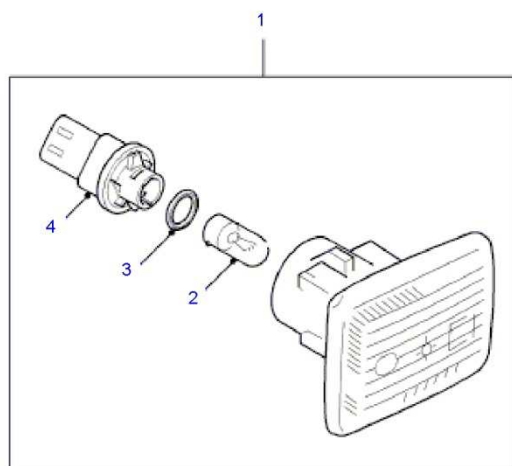


Callout	Description	Qty	OSI	From	To	E	Number
1	REFLECTOR-REAR, SELF ADHESIVE, RECTANGULAR \$	2	-				XFF100071
2	SCREW, NO 8 X 1/2, SELF TAPPING \$	4	-				PYP500140
3	LAMP-REAR FOG, 12V \$	1	-				XFE500010
4	HOLDER-SINGLE POLE BULB, 21W \$	1	-				XBP100180
5	BULB-382-P25/1-21 WATT, 12V \$	1	-				264591
6	PLINTH-LAMP \$	1	-				AMR3850
7	SCREW-SELF TAPPING \$	2	-				DA606059L
8	SCREW, PAN HEAD, M5 X 16, RECESSED \$	2	-				SE105161L
9	LAMP-REAR REVERSE, 12V \$	1	-				XFD500010
10	HOLDER-SINGLE POLE BULB, 21W \$	1	-				XBP100180
11	BULB-382-P25/1-21 WATT, 12V \$	1	-				264591
12	PLINTH-LAMP \$	1	-				AMR3850
13	SCREW-SELF TAPPING \$	2	-				DA606059L
14	SCREW, PAN HEAD, M5 X 16, RECESSED \$	2	-				SE105161L
15	WASHER, M5, PLAIN, STANDARD \$	4	-				WA105001L
16	WASHER, M5, RETAINING \$	4	-				WL105001L
17	NUT-HEXAGONAL, M5 \$	4	-				NH105041L

With compliments from ,

Catalogue: Defender 2007-

Section: D08.040 SIDE FLASHER LAMPS (FROM (V)7A000001)



D08.040

01-2007

L8

LM0214

Callout	Description	Qty	OSI	From	To		E	Number
1	LAMP - SIDE FLASHER, CLEAR \$	2	Y					XGB100310
1	LAMP - SIDE FLASHER, AMBER \$	2	-					XGB000030
2	BULB-501-W10/5-5 WATT, AMBER \$	2	Y					XZQ100210
3	O RING \$	2	Y					AFU3112
4	HOLDER-SIDE REPEATER BULB \$	2	-					YPY100220

Section: D09.005 RELAYS AND FUSES (FROM (V)7A000001)



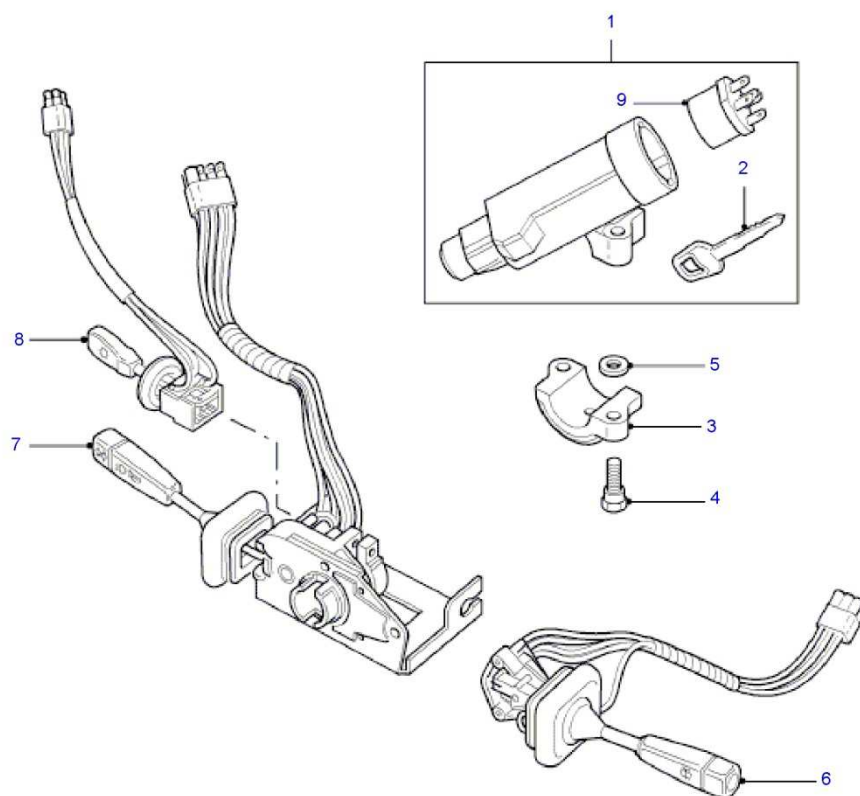
498



Callout	Description	Qty	OSI	From	To	E	Number
1	EXTRACTOR - FUSE \$	1	-				PRC4412
2	HOLDER - FUSE \$	4	-				HAM4301L
3	RELAY, BLACK WITH WHITE STRIPE \$	1	-				YwB500060
4	RELAY, WIPER RELAY \$	1	-				AMR2341
5	RELAY, FLASHER UNIT \$	1	-		(V)8A759049		YwT500050
5	RELAY, FLASHER UNIT \$	1	Y	(V)8A759050			LR040106
6	RELAY, BLACK WITH WHITE STRIPE, HEADLAMP \$	1	-				YwB500060
7	RELAY, BLACK WITH WHITE STRIPE, HEATED REAR WINDOW \$	1	-				YwB500060
8	RELAY, BLACK WITH WHITE STRIPE, WINDOW LIFT \$	1	-				YwB500060
9	RELAY, BROWN, TWIN MAKE \$	1	-				AMR1088
10	FUSE, 5 AMP, AUTOMATIC, STANDARD \$	X	-				RTC4497
10	FUSE, 7.5 AMP, AUTOMATIC, STANDARD. \$	X	-				RTC4498
10	FUSE, 10 AMP, AUTOMATIC, STANDARD \$	X	Y				RTC4501
10	FUSE, 15 AMP, AUTOMATIC, STANDARD. \$	X	Y				RTC4503
10	FUSE, 20 AMP, AUTOMATIC, STANDARD. \$	X	-				RTC4504
11	DECAL, RHD \$	1	-		(V)7A752618		YQS500380
11	DECAL, LHD \$	1	-		(V)7A752618		YQS500390
11	DECAL \$	1	-	(V)7A752619	(V)9A768127		YQS500350
11	DECAL \$	1	-	(V)9A768128	(V)BA999999		LR012449
11	DECAL \$	1	-	(V)CA000001	(V)CA999999		LR031689
11	DECAL \$	1	-	(V)DA000001			LR041904

With compliments from ,  
Catalogue: Defender 2007-  
Section: D10.005 COLUMN (FROM (V)7A000001)

---

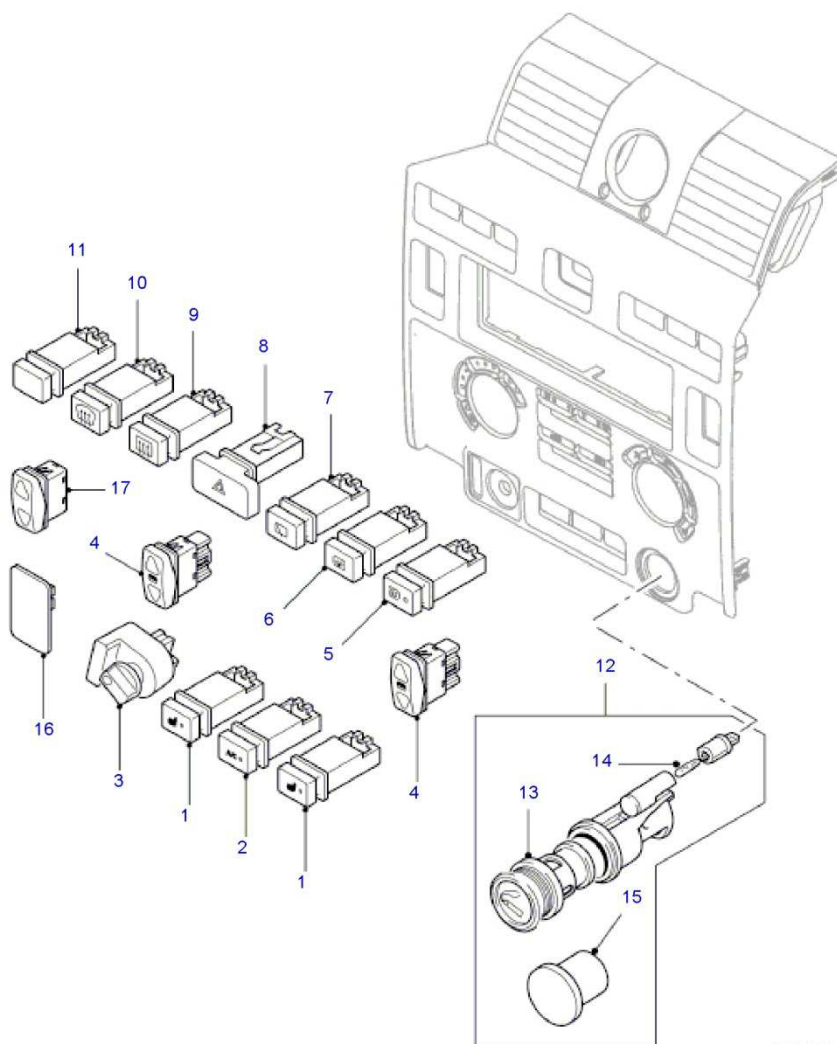


D10.005  
08-2009  
L8  
LM0237

Callout	Description	Qty	DSI	From	To	E	Number
1	LOCK ASSEMBLY-STEERING COLUMN, CONTAINS NEW KEY ONLY FOR STEERING COLUMN LOCK \$	1	Y		(V)7A737421		QRF100880
1	LOCK ASSEMBLY-STEERING COLUMN, CONTAINS NEW KEY ONLY FOR STEERING COLUMN LOCK \$	1	Y	(V)7A737422	(V)9A888887		QRF500090
1	LOCK ASSEMBLY-STEERING COLUMN, CONTAINS NEW KEY ONLY FOR STEERING COLUMN LOCK \$	1	-	(V)9A888888	(V)CA422221		QRF500110
1	LOCK ASSEMBLY-STEERING COLUMN, CONTAINS NEW KEY ONLY FOR STEERING COLUMN LOCK \$	1	-	(V)CA422221			LR041320
2	KEY-BLANK OWNER \$	1	-				CWE500390
3	CLAMP-LOCK STEERING COLUMN \$	1	Y				QRF100100
4	BOLT-SHEAR-MOUNTING STEERING COLUMN \$	2	-				QRH100030
5	WASHER, M8 \$	2	-				QYF500080
6	SWITCH-WASH/WIPE WINDSCREEN \$	1	-				AMR6106
7	SWITCH-INDICATOR/HORN/ HEADLAMP DIP \$	1	-				XPB101290
8	SWITCH MASTER LIGHTING \$	1	-				AMR6104
9	SWITCH - IGNITION \$	1	Y		(V)CA416960		YXB500170
9	SWITCH - IGNITION \$	1	-	(V)CA416961	(V)CA555554		LR035359
9	SWITCH - IGNITION \$	1	-	(V)CA555555			LR039638

With compliments from ,  
Catalogue: Defender 2007-  
Section: D10.010 FACIA (FROM (V)7A000001)

---

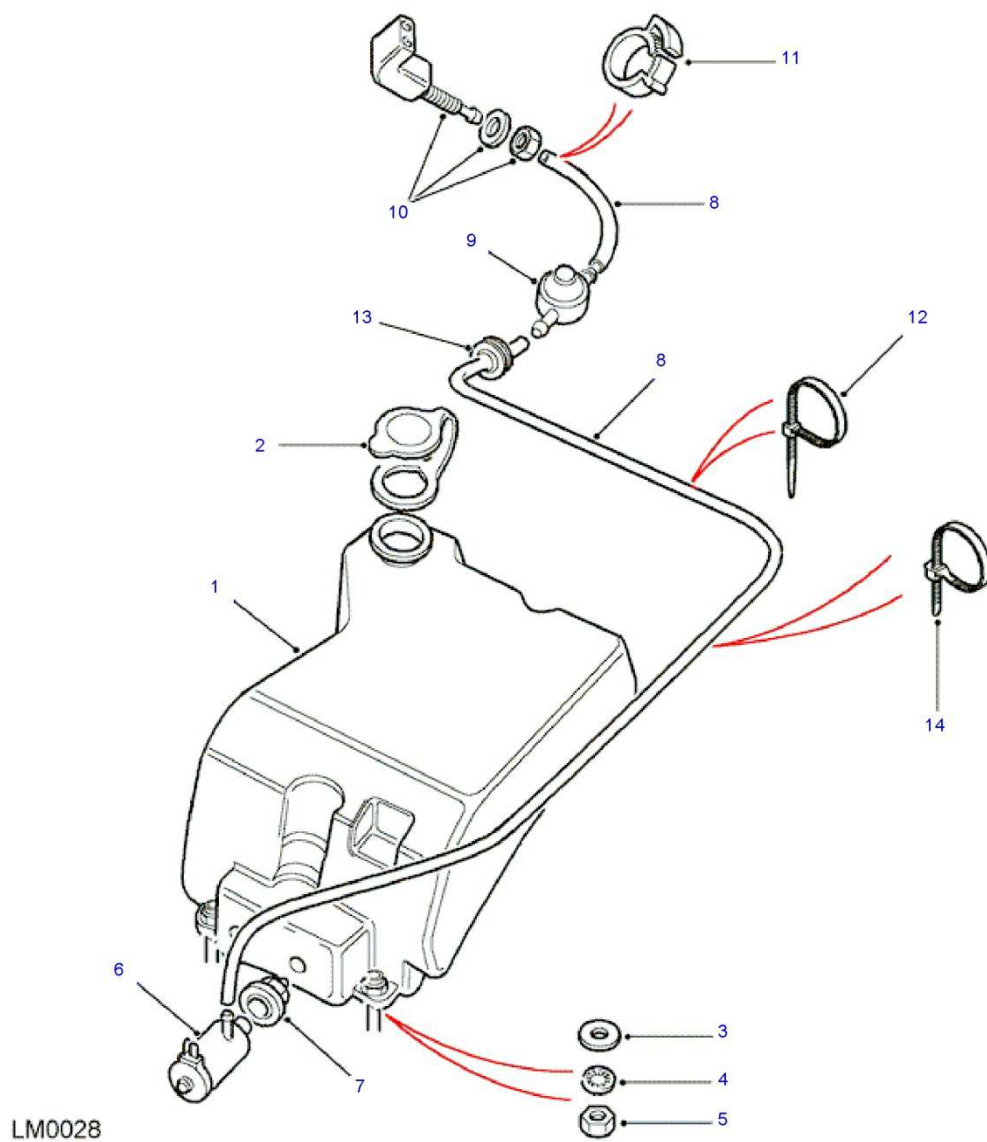


D10.010  
11-2010  
L8  
LM0208A

Callout	Description	Qty	OSI	From	To		E	Number
1	SWITCH - HEATABLE SEATS, HEATED SEATS - DRIVERS/PASSENGERS \$	2	-					YUF500150LNF
2	SWITCH - AIR CONDITIONING, WITH MANUAL AIR CONDITIONING \$	1	-					JTB500010
3	SWITCH - HEADLAMP LEVELLING \$	1	-					AMR5874
4	SWITCH - WINDOW, WITH POWER FRONT WINDOWS \$	2	-					YUF101521LNF
5	SWITCH - REAR FOG LAMP \$	1	-					YUG000530LNF
6	SWITCH - WASHER AND WIPER \$	1	-					YUE000070LNF
7	SWITCH - WIPER MTR REAR WINDOW \$	1	-					YUG000350LNF
8	SWITCH - EMERGENCY WARNING \$	1	-					YUG000180LNF
9	SWITCH - HEATED REAR WINDOW \$	1	-					YUG000470LNF
10	SWITCH, HEATED FRONT SCREEN \$	1	-					YUG000460LNF
11	BLANK-FACIA SWITCH \$	1	-					AMR5432
12	CIGAR LIGHTER FACIA, WITH BLANKING PLUG \$	1	-					YUJ000040PMA
13	POP OUT UNIT CIGAR LIGHTER \$	1	-					YUJ000050PMA
14	BULB-WEDGE ILLUMINATION, 1.2 WATT, 12V \$	1	-					RTC3635
15	PLUG - CIGAR LIGHTER OPENING \$	1	-					STC4840
16	BLANK-FACIA SWITCH, SWITCH, HEADLAMP LEVELLING \$	1	-					FBV000070PMA
17	PLUG-BLANKING, ELECTRIC WINDOW LIFT \$	2	-					XYB100000LNF

With compliments from ,  
Catalogue: Defender 2007-  
Section: D11.010 WINDSCREEN WASHER (FROM (V)7A000001)

---



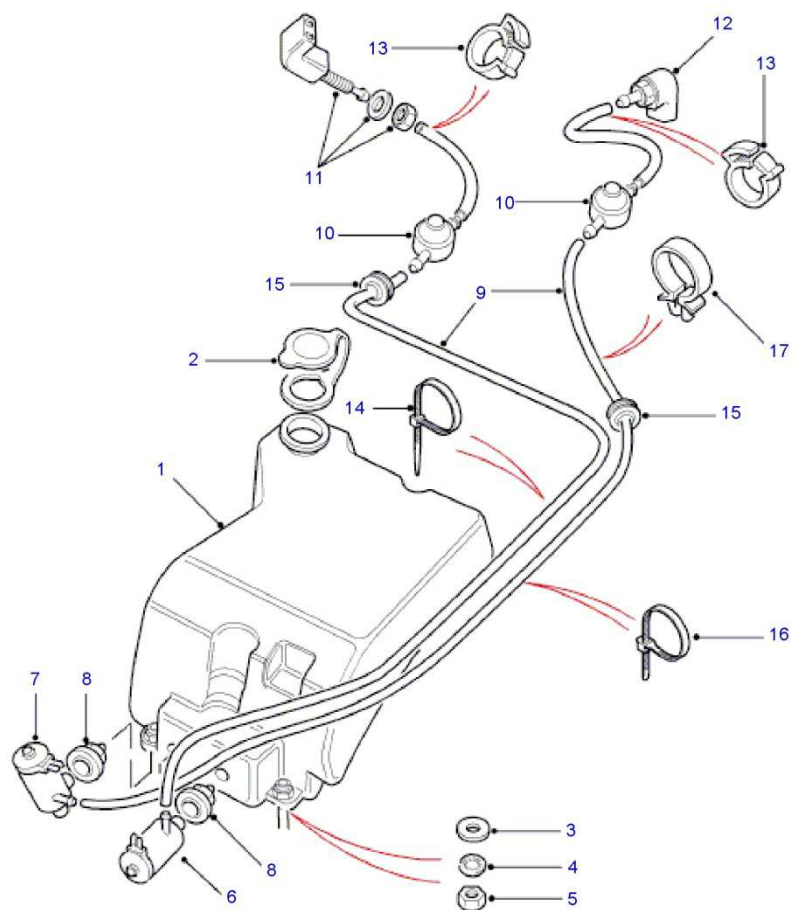
© 2004 - 2012 Infomedia Ltd and its licensors.

Callout	Description	Qty	OSI	From	To	E	Number
1	CONTAINER-WINDSCREEN WASH \$	1	-				DMB500130
2	CAP-WASHER SYSTEM \$	1	-				DMG10001L
3	WASHER-PLAIN \$	3	-				AFU1069
4	WASHER-LOCK \$	3	-				WF600041L
5	NUT, M6 \$	3	-				FN106046
6	PUMP ASSEMBLY-WINDSCREEN WASH \$	1	-				DMC100550
7	GROMMET \$	1	-				AFU4506
8	HOSE-WASH SYSTEM \$	X	-				DNC101720
9	VALVE-WASH SYSTEM NON RETURN, 4MM \$	1	-				AMR6676
10	JET ASSEMBLY-NOZZLE WASH SYSTEM, TWIN NOZZLE \$	1	-		(V)BA500001		AMR3025
10	JET ASSEMBLY-NOZZLE WASH SYSTEM, TWIN NOZZLE \$	1	-	(V)BA500002			LR034309
11	CLIP-RETAINING \$	1	-				AMR3012
12	TIE-CABLE, BLACK, INSIDE SERATED, 3.5 X 150MM \$	3	-				UKC6684L
13	GROMMET \$	1	-				AMR3550
14	TIE-CABLE, 4.50MM, 7MM HOLE, 4.6 X 165MM \$	1	-				YQR10016L

With compliments from ,

Catalogue: Defender 2007-

Section: D11.020 WINDSCREEN & TAILGATE WINDOW WASHER (FROM (V)7A000001)



D11.020  
02-2009  
L8  
LM0236

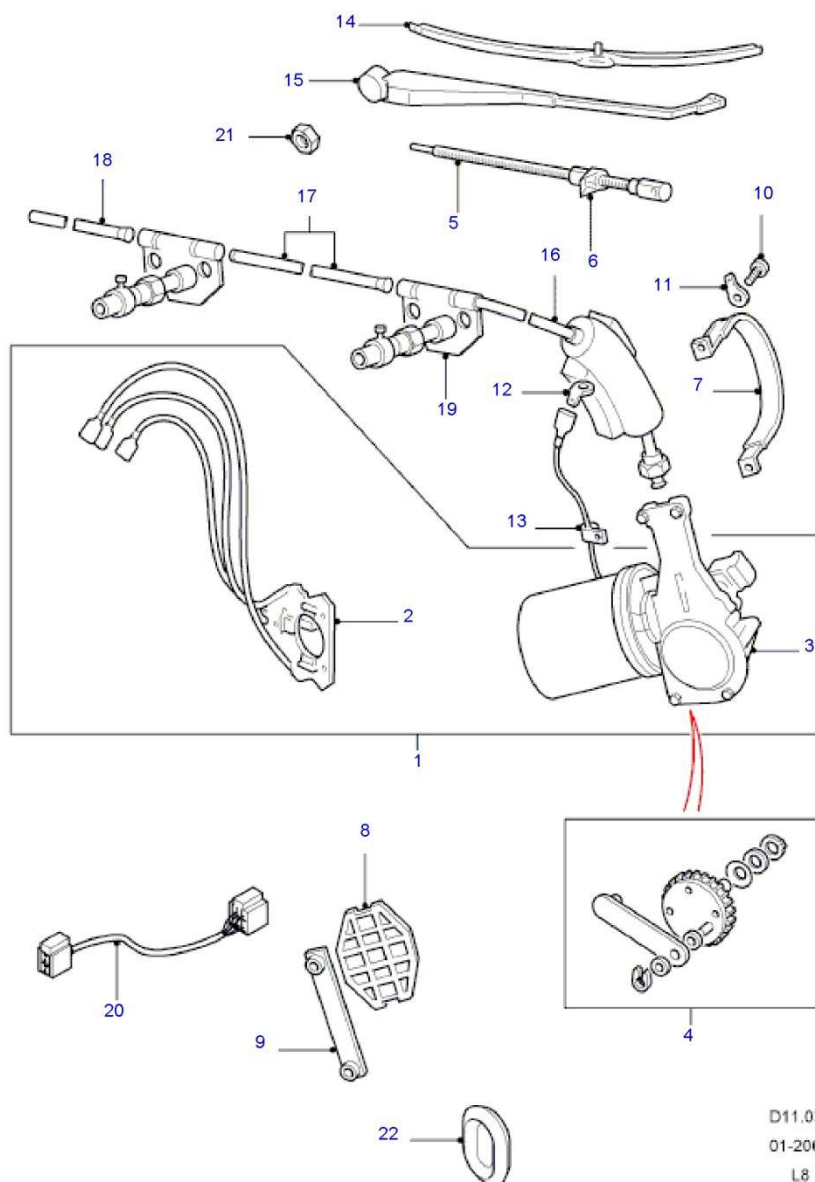


Callout	Description	Qty	OSI	From	To		E	Number
1	CONTAINER-WINDSCREEN WASH \$	1	-					DMB500120
2	CAP-WASHER SYSTEM \$	1	-					DMG10001L
3	WASHER-PLAIN \$	3	-					AFU1069
4	WASHER-LOCK \$	3	-					WF600041L
5	NUT, M6 \$	3	-					FN106046
6	PUMP ASSEMBLY-WINDSCREEN WASH \$	1	-					DMC100550
7	PUMP ASSEMBLY-BACKLIGHT WASH, BLACK WIRE \$	1	-					DMC100540
8	GROMMET \$	2	-					AFU4506
9	HOSE-WASH SYSTEM \$	X	-					DNC101720
10	VALVE-WASH SYSTEM NON RETURN, 4MM \$	2	-					AMR6676
11	JET ASSEMBLY-NOZZLE WASH SYSTEM, TWIN NOZZLE \$	1	-		(V)BA500001			AMR3025
11	JET ASSEMBLY-NOZZLE WASH SYSTEM, TWIN NOZZLE \$	1	-	(V)BA500002				LR034309
12	JET ASSEMBLY-NOZZLE WASH SYSTEM, REAR \$	1	-		(V)BA500001			AMR3026
12	JET ASSEMBLY-NOZZLE WASH SYSTEM, REAR \$	1	-	(V)BA500001				LR034310
13	CLIP-RETAINING \$	2	-					AMR3012
14	TIE-CABLE, BLACK, INSIDE SERATED, 3.5 X 150MM \$	3	-					UKC6684L
15	GROMMET \$	2	-					AMR3550
16	TIE-CABLE, 4.50MM, 7MM HOLE, 4.6 X 165MM \$	2	-					YQR10016L
17	CLIP-OMEGA, GREY, 6.5MM HOLE, 10.5 X 8MM \$	2	-					PRC5273

With compliments from ,

Catalogue: Defender 2007-

Section: D11.030 WINDSCREEN WIPER (FROM (V)7A000001)



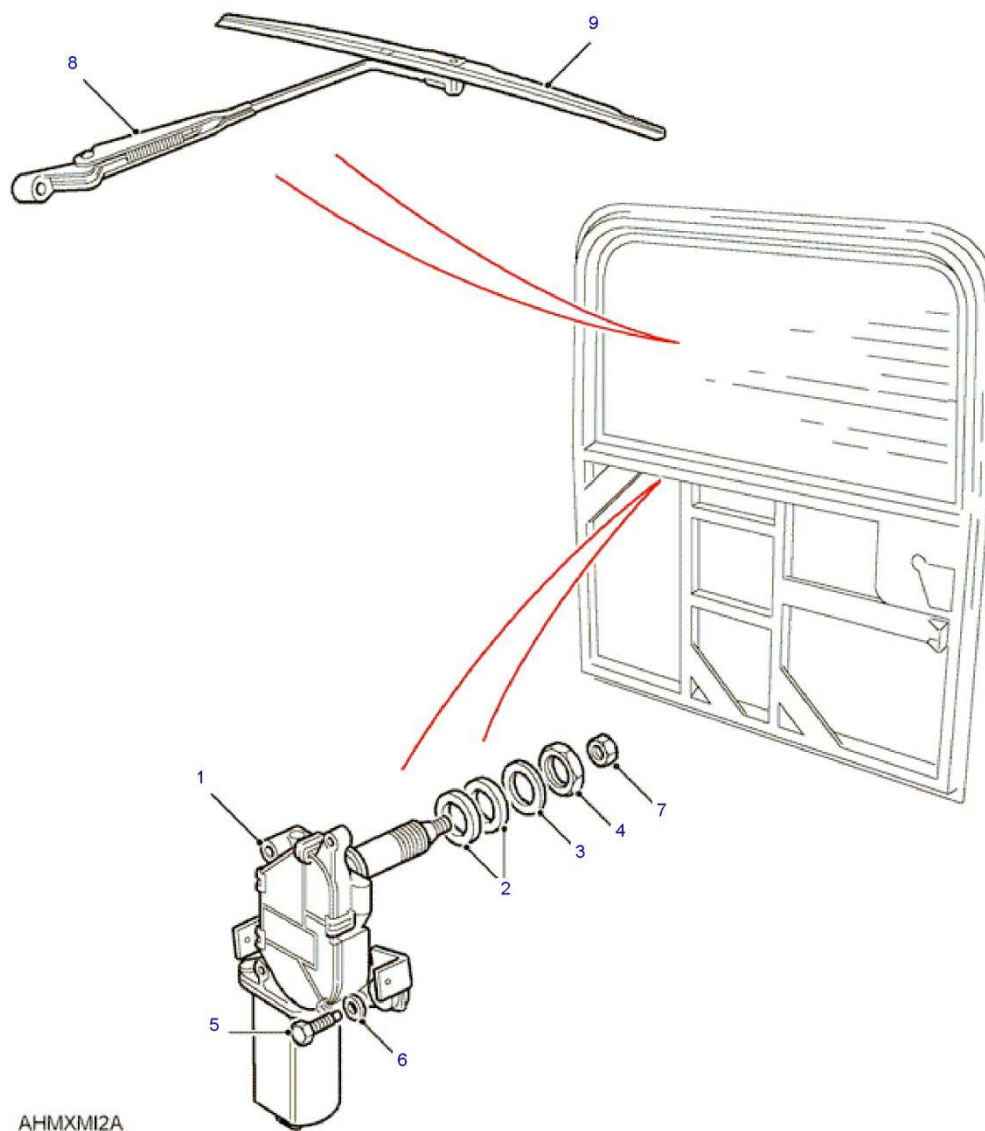
D11.030  
01-2007  
L8  
LM0206

Callout	Description	Qty	OSI	From	To	E	Number
1	MOTOR-WINDSCREEN WIPER \$	1	-		(V)CA444443		DLB500170
1	MOTOR-WINDSCREEN WIPER \$	1	-	(V)CA444444			LR041307
2	BRUSH-WIPER MOTOR \$	1	-				DLZ000010
3	SWITCH PARKING-SCREEN WIPERS \$	1	-				520160
4	CRANK & PRIMARY LINK-WINDSCREEN WIPER \$	1	-				DLW000020
5	WIPER RACK \$	1	-				DLE000010
6	FERRULE \$	1	-				DLY000010
7	BRACKET-WIPER MOTOR \$	1	-				DLC500010
8	PAD-RUBBER \$	1	-				DKE000010
9	NUT-PLATE \$	1	-				MTC2607
10	SCREW, M6 X 16MM \$	2	-				SE106161L
11	BLADE CONNECTOR, WIPER EARTH \$	1	-				505205
12	BLADE CONNECTOR, WIPER EARTH \$	1	Y				STC712
13	CLIP-CABLE \$	1	-				570351
14	BLADE-WINDSCREEN AND BACKLIGHT WIPER, 315MM \$	2	-				DKC000110PMD
15	ARM ASSEMBLY-WINDSCREEN WIPER, RHD \$	2	-				DKB000061PMD
15	ARM ASSEMBLY-WINDSCREEN WIPER, LHD \$	2	-				DKB000051PMD
16	TUBE, MOTOR TO WHEEL BOX \$	1	Y				DOS000020
17	TUBE, INTERMEDIATE SECTION \$	1	-				DOS500040
18	TUBE, WHEEL BOX TO END \$	1	-				DOS500030
19	CASING & WHEELBOX ASSEMBLY-WIPER MOTOR \$	2	-				DKU500010
20	LEAD LINK, WINDSCREEN WIPER MOTOR \$	1	Y		(V)8A999999		YWQ000610
20	LEAD LINK, WINDSCREEN WIPER MOTOR \$	1	-	(V)9A000001			LR016445
21	NUT-WINDSCREEN WIPER SPECIAL \$	2	-				DLP500010
22	PLUG-BODY SEALING \$	1	Y				DYB000030

With compliments from ,

Catalogue: Defender 2007-

Section: D11.040 REAR WINDOW WIPER (FROM (V)7A000001)



© 2004 - 2012 Infomedia Ltd and its licensors.

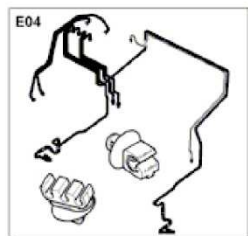
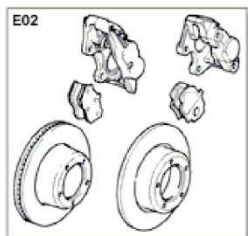
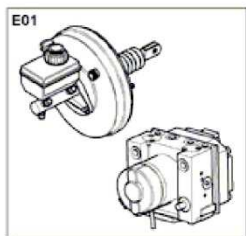
Callout	Description	Qty	OSI	From	To	E	Number
1	MOTOR & BRACKET ASSEMBLY-BACKLIGHT WIPER \$	1	-		(V)CA444443		AMR3676
1	MOTOR & BRACKET ASSEMBLY-BACKLIGHT WIPER \$	1	-	(V)CA444444			LR020700
2	GROMMET \$	2	-				AMR3932
3	WASHER, PLASTIC \$	1	-				AMR3933
4	NUT - HEX. \$	1	-				AMR3934
5	SCREW-PAINT CLEARING, M6 X 25MM \$	1	Y		(V)7A735841		GG106251L
5	SCREW-PAINT CLEARING, M6 X 25MM \$	1	-	(V)7A735842			GG106252
6	WASHER, M6, PLAIN \$	1	-				MRC5527
7	NUT - HEX., M8, HEXAGONAL HEAD \$	1	-				NH108041L
8	ARM ASSEMBLY-BACKLIGHT WIPER \$	1	-		(V)BA999999		DKB000371PMD
8	ARM ASSEMBLY-BACKLIGHT WIPER \$	1	-	(V)CA000001			LR033006
9	BLADE-WINDSCREEN AND BACKLIGHT WIPER, 315MM \$	1	-				DKC000110PMD





With compliments from ,  
Catalogue: Defender 2007-  
Section: GRAPHIC INDEX

---



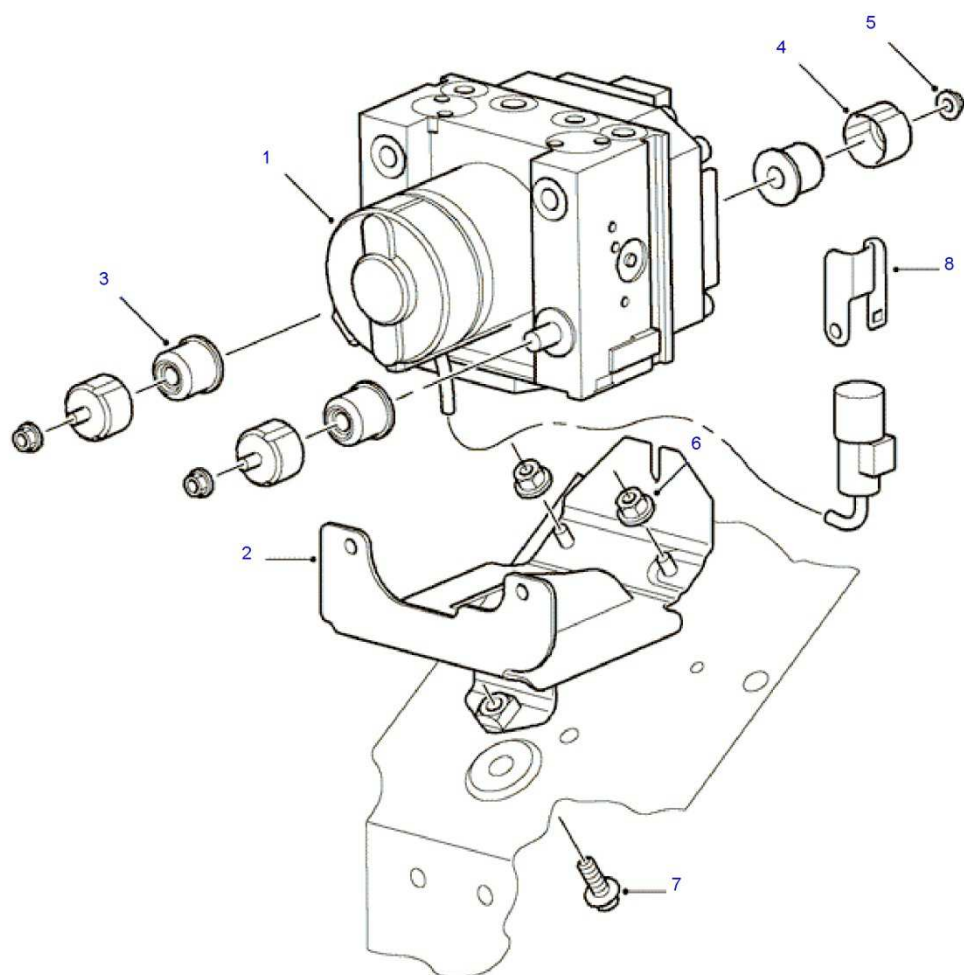


Page left blank

With compliments from ,

Catalogue: Defender 2007-

Section: E01.005 ABS MODULATOR (4 WHEEL ANTI-LOCK BRAKING SYSTEM FROM (V)7A000001 OR '110" WHEELBASE', 4 WHEEL ANTI-LOCK BRAKING SYSTEM FROM (V)7A000001)



LH0015

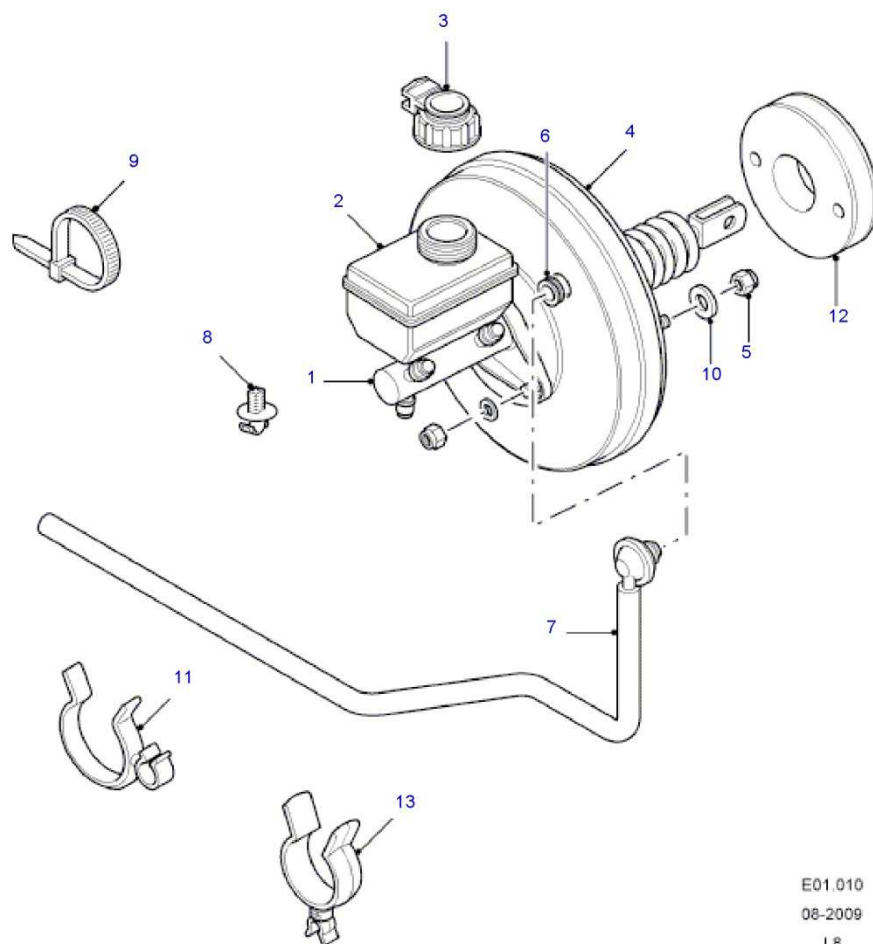
© 2004 - 2012 Infomedia Ltd and its licensors.

Callout	Description	Qty	OSI	From	To	E	Number
1	MODULATOR ANTILOCK BRAKES, NEW, BEFORE ORDERING PLEASE CHECK FOR SERVICE EXCHANGE VERSION \$	1	Y		(V)8A756000		SRB500390
1	MODULATOR ANTILOCK BRAKES, EXCHANGE PART (RE-MANUFACTURED) \$	1	Y		(V)8A756000		LR008226
1	MODULATOR ANTILOCK BRAKES, NEW, BEFORE ORDERING PLEASE CHECK FOR SERVICE EXCHANGE VERSION \$	1	-	(V)8A756001	(V)AA999999		SRB500550
1	MODULATOR ANTILOCK BRAKES, EXCHANGE PART (RE-MANUFACTURED) \$	1	Y	(V)8A756001	(V)AA999999		LR011784
1	MODULATOR ANTILOCK BRAKES, BOSCH, WITH ENGINE TRACTION CONTROL BRAKE \$	1	-	(V)BA000001	(V)BA999999		LR020606
1	MODULATOR ANTILOCK BRAKES, BOSCH, WITH ENGINE TRACTION CONTROL BRAKE \$	1	-	(V)CA000001			LR031338
2	BACKET & MODULATOR ASSEMBLY ANTILOCK BRAKES, LHD \$	1	-		(V)AA999999		SRU101970
2	BACKET & MODULATOR ASSEMBLY ANTILOCK BRAKES, LHD \$	1	-	(V)BA000001			LR020608
2	BACKET & MODULATOR ASSEMBLY ANTILOCK BRAKES, RHD \$	1	-		(V)AA999999		SRU101920
2	BACKET & MODULATOR ASSEMBLY ANTILOCK BRAKES, RHD \$	1	-	(V)BA000001			LR020607
3	BUSH-ANTILOCK BRAKE SYSTEM MODULATOR TO MOUNTING BRACKET \$	3	-				ANR5265
4	WASHER-CUP \$	3	-				SWM500010
5	NUT-FLANGE, M6 \$	3	-				FN106047L
6	NUT - HEX., M8, FLANGED HEAD \$	2	-				FN108046
7	BOLT, M8 X 16, FLANGED HEAD \$	1	-				FS108167PL
8	BRACKET-ANTILOCK BRAKE HARNESS \$	1	-				SRU102200

With compliments from ,

Catalogue: Defender 2007-

Section: E01.010 MASTER CYLINDER & SERVO (4 WHEEL ANTI-LOCK BRAKING SYSTEM FROM (V)7A000001)



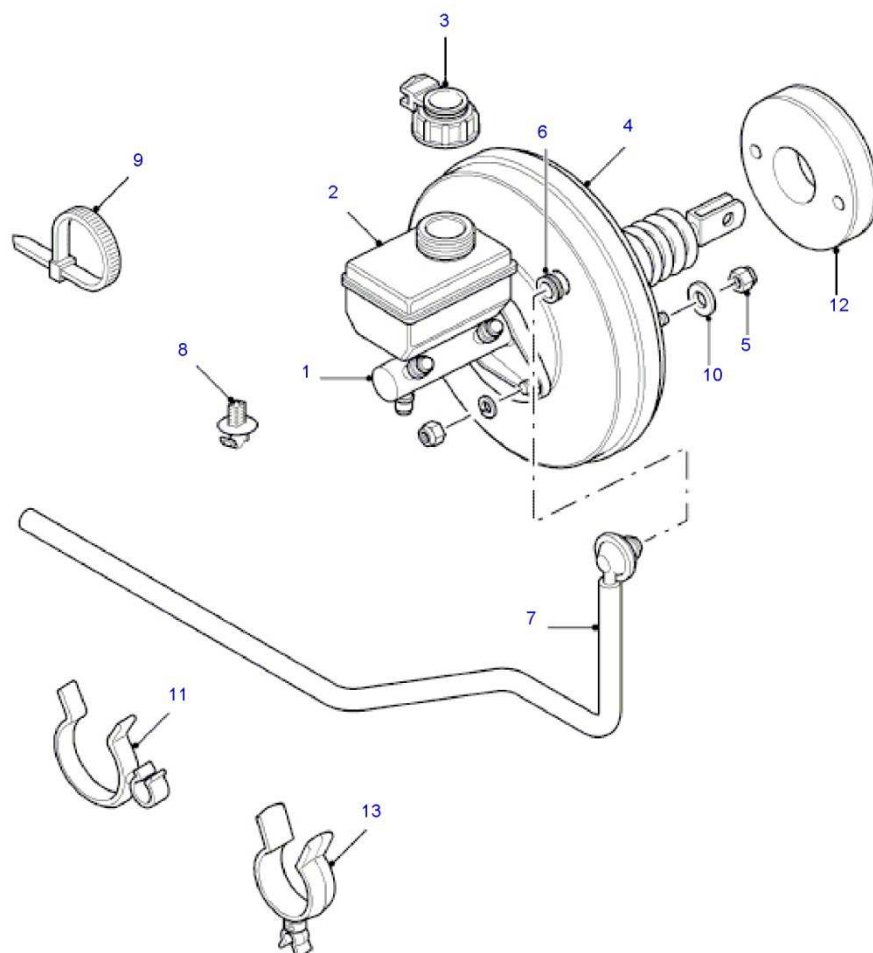
E01.010  
08-2009  
L8  
LH0048C

Callout	Description	Qty	OSI	From	To		E	Number
1	MASTER CYLINDER ASSEMBLY BRAKE \$	1	Y		(V)8A999999			SJC100421
1	MASTER CYLINDER ASSEMBLY BRAKE \$	1	-	(V)9A000001				LR013017
2	KIT-BRAKE RESERVOIR \$	1	-					SJJ100351
3	CAP-FLUID LEVEL WARNING RESERVOIR INDICATOR \$	1	-					SJL100200
4	SERVO ASSEMBLY BRAKE \$	1	-					SJG100240
5	NUT - HEX., M8, NYLOC, FLANGE \$	4	-					FY108046
6	GROMMET \$	1	-					SQQ100000
7	HOSE BRAKE VACUUM, RHD \$	1	Y		(V)9A888887			SQB500310
7	HOSE BRAKE VACUUM, RHD \$	1	-	(V)9A888888	(V)BA999999			LR016776
7	HOSE BRAKE VACUUM, RHD \$	1	-	(V)CA000001				LR029625
7	HOSE BRAKE VACUUM, LHD \$	1	Y		(V)9A888887			SQB500250
7	HOSE BRAKE VACUUM, LHD \$	1	-	(V)9A888888	(V)BA999999			LR016775
7	HOSE BRAKE VACUUM, LHD \$	1	-	(V)CA000001				LR029624
8	CLIP-HOSE \$	1	-					DYC101410L
9	STRAP - CABLE \$	3	-					568680
10	WASHER, 8MM \$	4	-					WA108056
11	CLIP-HOSE, SECURES VAC HOSE AND HEAT SLEEVE \$	1	-					SQV500130
12	ADAPTOR - SERVO TO DASH \$	1	-					SIH100010
13	CLIP - HOSE, TO SECURE THE BRAKE SERVO VACUUM HOSE TO THE EXPANSION TANK BOTTOM HOSE \$	2	-					YBH10005

With compliments from ,

Catalogue: Defender 2007-

Section: E01.015 MASTER CYLINDER & SERVO (LESS ANTI-LOCK BRAKING SYSTEM FROM (V)7A000001)



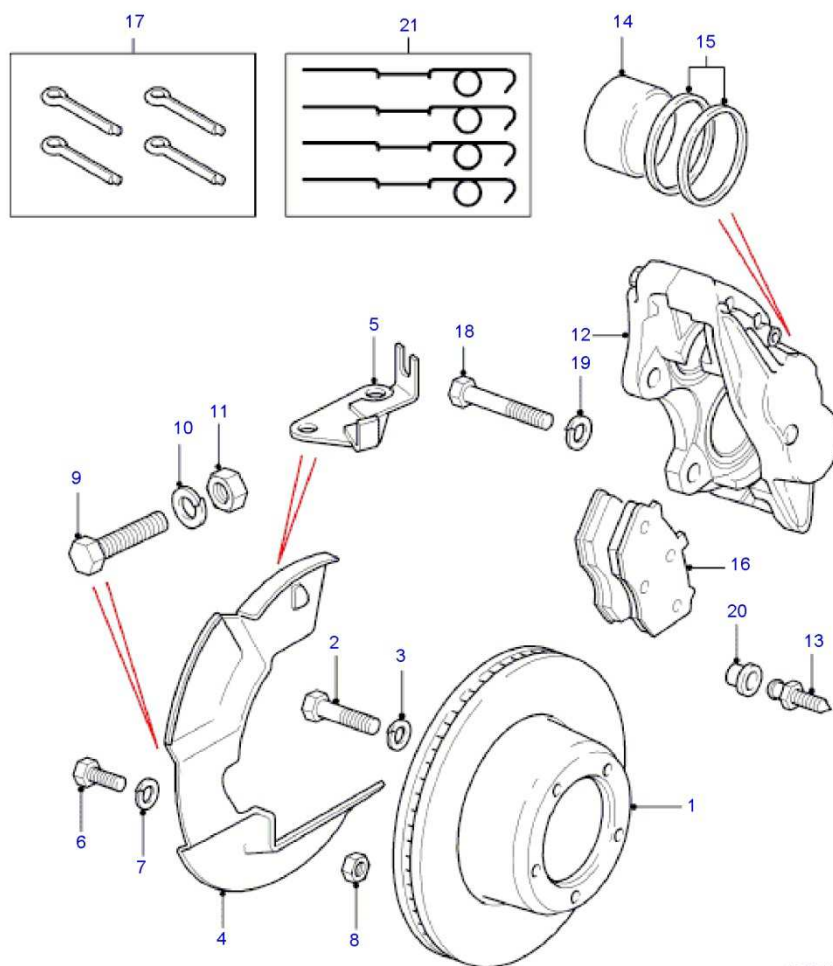
E01.015  
08-2009  
L8  
LH0049C

Callout	Description	Qty	OSI	From	To	E	Number
1	MASTER CYLINDER ASSEMBLY BRAKE \$	1	Y		(V)8A999999		<i>SJC100460</i>
1	MASTER CYLINDER ASSEMBLY BRAKE \$	1	-	(V)9A000001			LR013018
2	KIT-BRAKE RESERVOIR \$	1	-				SJJ100351
3	CAP-FLUID LEVEL WARNING RESERVOIR INDICATOR \$	1	-				SJL100200
4	SERVO ASSEMBLY BRAKE \$	1	-				LR013488
5	NUT - HEX., M8, NYLOC \$	4	Y				<i>NY108041</i>
6	GROMMET \$	1	-				SQQ100000
7	HOSE BRAKE VACUUM, RHD \$	1	-		(V)7A748125		SQB500290
7	HOSE BRAKE VACUUM, RHD \$	1	Y	(V)7A748126	(V)9A888887		<i>SQB500330</i>
7	HOSE BRAKE VACUUM, RHD \$	1	-	(V)9A888888	(V)8A999999		LR016779
7	HOSE BRAKE VACUUM, RHD \$	1	-	(V)CA000001			LR029627
7	HOSE BRAKE VACUUM, LHD \$	1	Y		(V)9A888887		<i>SQB500270</i>
7	HOSE BRAKE VACUUM, LHD \$	1	-	(V)9A888888	(V)8A999999		LR016778
7	HOSE BRAKE VACUUM, LHD \$	1	-	(V)CA000001			LR029626
8	CLIP-HOSE \$	1	-				DYC101410L
9	STRAP - CABLE \$	3	-				568680
10	WASHER, 8MM \$	4	-				WA108056
11	CLIP-HOSE, SECURES VAC HOSE AND HEAT SLEEVE \$	1	-				SQV500130
12	ADAPTOR - SERVO TO DASH \$	1	-				SIH100010
13	CLIP - HOSE, TO SECURE THE BRAKE SERVO VACUUM HOSE TO THE EXPANSION TANK BOTTOM HOSE \$	2	-				YBH10005

With compliments from ,

Catalogue: Defender 2007-

Section: E02.005 FRONT BRAKE DISCS AND CALIPERS (FROM (V)7A000001)



E02.005  
03-2009  
L8  
LH0043A



Callout	Description	Qty	OSI	From	To	E	Number
1	DISC-BRAKE., WITH NON-VENTILATED DISC BRAKES \$	2	Y		(V)9A777776		FAC7329
1	DISC-BRAKE., WITH NON-VENTILATED DISC BRAKES \$	2	-	(V)9A777777			LR017951
1	DISC-BRAKE., WITH VENTILATED DISC BRAKES \$	2	Y		(V)9A777776		FTC902
1	DISC-BRAKE., WITH VENTILATED DISC BRAKES \$	2	-	(V)9A777777			LR017952
2	BOLT, M10 \$	10	-				UYG500030
3	WASHER, M10 \$	10	-				WL110001L
4	SHIELD-DISC FRONT BRAKE, RH \$	1	-				FTC4838
4	SHIELD-DISC FRONT BRAKE, LH \$	1	-				FTC4839
5	BRACKET-BRAKE PIPE, RH \$	1	-				SHU000040
5	BRACKET-BRAKE PIPE, LH \$	1	-				SHU000050
6	SCREW, M6 X 12MM, HEXAGONAL HEAD, SHIELD DISC TO DISC SOLID \$	2	-				SH106121L
7	WASHER, M6, SPRUNG \$	2	-				WL106002
8	NUT - HEX., M6, HEXAGONAL HEAD, NYLOC \$	2	-				NH106045
9	SCREW, SHOULDERED, HEXAGONAL HEAD, M12 X 50, TO SHIELD DISC \$	2	-				SH112505
10	WASHER, M6, SPRUNG \$	2	-				WL106002
11	NUT-HEXAGONAL-THIN, M12 \$	2	-				NT112041L
12	CALIPER ASSEMBLY-FRONT BRAKE, NEW, LESS PADS, RH, BEFORE ORDERING PLEASE CHECK FOR SERVICE EXCHANGE VERSION, WITH NON-VENTILATED DISC BRAKES \$	1	-			S	SEB500440
12	CALIPER ASSEMBLY-FRONT BRAKE, EXCHANGE, LESS PADS, RH, WITH NON-VENTILATED DISC BRAKES \$	1	-			E	LR008228
12	CALIPER ASSEMBLY-FRONT BRAKE, NEW, LESS PADS, LH, BEFORE ORDERING PLEASE CHECK FOR SERVICE EXCHANGE VERSION, WITH NON-VENTILATED DISC BRAKES \$	1	-			S	SEB500450
12	CALIPER ASSEMBLY-FRONT BRAKE, EXCHANGE, LESS PADS, LH, WITH NON-VENTILATED DISC BRAKES \$	1	-			E	LR008227
12	CALIPER ASSEMBLY-FRONT BRAKE, NEW, LESS PADS, RH, BEFORE ORDERING PLEASE CHECK FOR SERVICE EXCHANGE VERSION, WITH VENTILATED DISC BRAKES \$	1	-			S	SEB500460
12	CALIPER ASSEMBLY-FRONT BRAKE, EXCHANGE, LESS PADS, RH, WITH VENTILATED DISC BRAKES \$	1	-			E	LR008230
12	CALIPER ASSEMBLY-FRONT BRAKE, NEW, LESS PADS, LH, BEFORE ORDERING PLEASE CHECK FOR SERVICE EXCHANGE VERSION, WITH VENTILATED DISC BRAKES \$	1	-			S	SEB500470
12	CALIPER ASSEMBLY-FRONT BRAKE, EXCHANGE PART (RE-MANUFACTURED), LESS PADS, LH, WITH VENTILATED DISC BRAKES \$	1	-			E	LR005949
13	SCREW-BLEED BRAKE \$	2	-				SMG000010
14	PISTON FRONT CALIPER \$	1	-				STC1280
15	KIT-BRAKE CALIPER PISTON SEAL \$	1	-				AEU2539
16	SET-PAD FRONT BRAKE SYSTEM \$	1	-				SFP000260
17	KIT-BRAKE PAD RETAINING, SOLID, WITH NON-VENTILATED DISC BRAKES \$	1	-				RTC5001
17	KIT-BRAKE PAD RETAINING, ASBESTOS FREE, WITH VENTILATED DISC BRAKES \$	1	-				STC8575
18	BOLT, M12 X 35, CALIPER ASSY TO SET PAD \$	4	-				SYP500090
19	WASHER \$	4	-				WL112001L
20	CAP-PROTECTIVE \$	2	-				594091
21	KIT - SPRING, CALIPER REPAIR \$	1	-				LR009769

Section: E02.010 REAR BRAKE DISCS AND CALIPERS (4 WHEEL ANTI-LOCK BRAKING SYSTEM FROM (V)7A000001)



E02.010  
05-2007  
L8  
LH0023B

Callout	Description	Qty	OSI	From	To		E	Number
1	DISC-SOLID BRAKE, '90" WHEELBASE' \$	2	Y		(V)9A777776			FTCT381
1	DISC-SOLID BRAKE, '90" WHEELBASE' \$	2	-	(V)9A777777				LR017953
1	DISC-SOLID BRAKE, '110" AND 130" WHEELBASE' \$	2	Y		(V)9A777776			SDB000330
1	DISC-SOLID BRAKE, '110" AND 130" WHEELBASE' \$	2	-	(V)9A777777				LR018026
2	SHIELD-DISC REAR BRAKE, RH \$	1	Y		(V)9A777776			SMD100261
2	SHIELD-DISC REAR BRAKE, RH \$	1	-	(V)9A777777				LR017960
2	SHIELD-DISC REAR BRAKE, LH \$	1	Y		(V)9A777776			SMD100271
2	SHIELD-DISC REAR BRAKE, LH \$	1	-	(V)9A777777				LR017961
3	BOLT, M10, SHIELD DISC TO DISC SOLID \$	10	-					UYG500030
4	SCREW-PAINT CLEARING, M6 X 20MM \$	6	-					GG106201
5	WASHER-PLAIN \$	6	-					2215L
6	CALIPER ASSEMBLY-REAR BRAKE, RH, NEW, BEFORE ORDERING PLEASE CHECK FOR SERVICE EXCHANGE VERSION, '90" WHEELBASE' \$	1	-				S	SMC500110
6	CALIPER ASSEMBLY-REAR BRAKE, RH, EXCHANGE, '90" WHEELBASE' \$	1	-				E	LR008233
6	CALIPER ASSEMBLY-REAR BRAKE, NEW, LH, BEFORE ORDERING PLEASE CHECK FOR SERVICE EXCHANGE VERSION, '90" WHEELBASE' \$	1	-				S	SMC500240
6	CALIPER ASSEMBLY-REAR BRAKE, EXCHANGE, LH, '90" WHEELBASE' \$	1	-				E	LR008232
6	CALIPER ASSEMBLY-REAR BRAKE, NEW, LH, BEFORE ORDERING PLEASE CHECK FOR SERVICE EXCHANGE VERSION, '110" AND 130" WHEELBASE' \$	1	-				S	SMC500260
6	CALIPER ASSEMBLY-REAR BRAKE, EXCHANGE, LH, '110" AND 130" WHEELBASE' \$	1	-				E	LR005950
6	CALIPER ASSEMBLY-REAR BRAKE, RH, NEW, BEFORE ORDERING PLEASE CHECK FOR SERVICE EXCHANGE VERSION, '110" AND 130" WHEELBASE' \$	1	-				S	SMC500270
6	CALIPER ASSEMBLY-REAR BRAKE, RH, EXCHANGE, '110" AND 130" WHEELBASE' \$	1	-				E	LR008231
7	PISTON-REAR CALIPER BRAKE, '90" WHEELBASE' \$	1	-					SEE500140
7	PISTON-REAR CALIPER BRAKE, '110" AND 130" WHEELBASE' \$	1	-					SEE500130

➤ See following page

Exploded view diagram of a vehicle wheel assembly. The main assembly consists of the wheel hub (1), brake disc (2), and various mounting components. The diagram includes numbered callouts for each part:

- 1: Wheel hub
- 2: Brake disc
- 3: Hub flange
- 4: Hub nut
- 5: Hub washer
- 6: Brake disc flange
- 7: Brake disc nut
- 8: Brake disc washer
- 9: Brake disc mounting bracket
- 10: Brake disc mounting pin
- 11: Brake disc mounting pin
- 12: Hub mounting pin
- 13: Hub mounting pin
- 14: Hub mounting pin
- 15: Hub mounting pin
- 16: Hub mounting pin
- 17: Hub mounting pin
- 18: Hub mounting pin
- 19: Hub mounting pin

The diagram also includes a separate inset showing the brake disc assembly (6-11) and the mounting hardware (12-19).

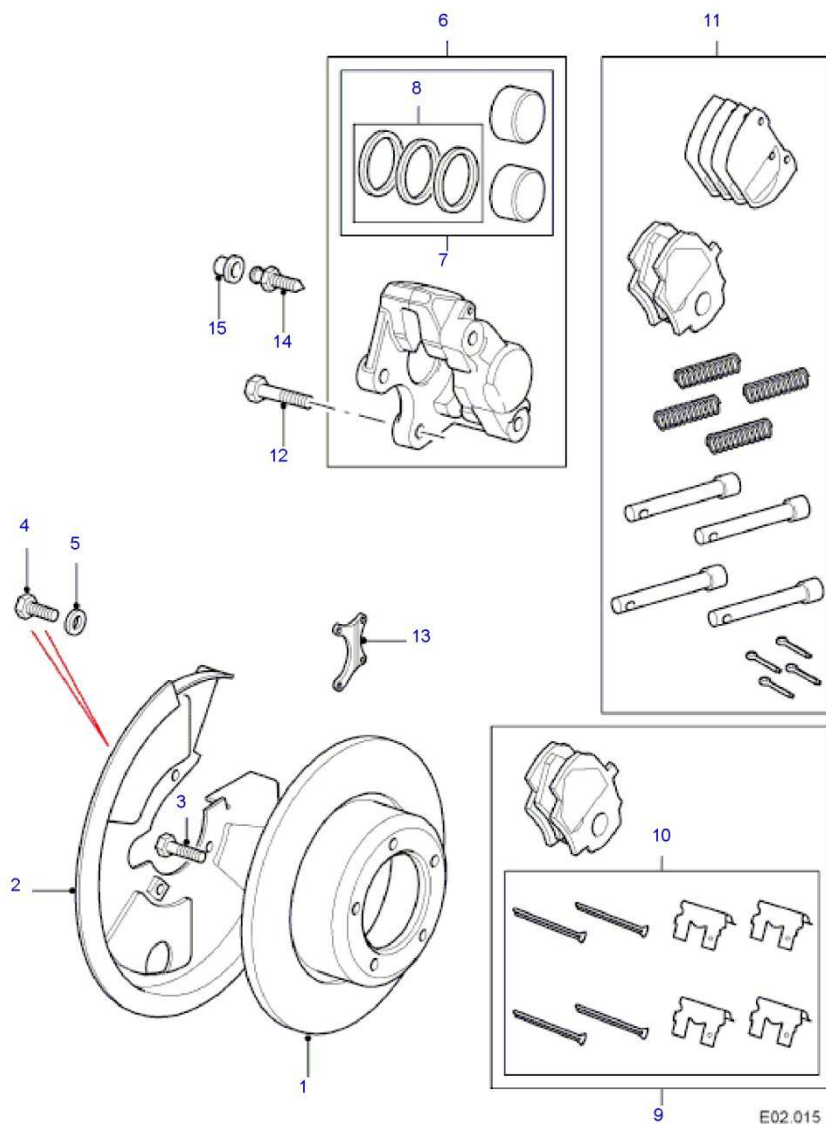
➤ Continued

8	KIT-BRAKE CALIPER PISTON SEAL, '90" WHEELBASE' \$	1	-				8G8587L
8	KIT-BRAKE CALIPER PISTON SEAL, '110" AND 130" WHEELBASE' \$	1	-				SMN000060
9	SET-PAD REAR BRAKE SYSTEM, '90" WHEELBASE' \$	1	-		[V]BA999999		SFP000270
9	SET-PAD REAR BRAKE SYSTEM, '90" WHEELBASE' \$	1	-	[V]CA000001			LR032954
10	KIT-BRAKE PAD RETAINING, REAR, '90" WHEELBASE' \$	1	Y				STC8574
11	SET-PAD REAR BRAKE SYSTEM, '110" AND 130" WHEELBASE' \$	1	-				SFP000250
12	BOLT, M12 X 35, CALIPER \$	4	-				SYP500090
13	BRACKET-SHIELD REAR BRAKE \$	2	Y		[V]9A777776		FTC3299
13	BRACKET-SHIELD REAR BRAKE \$	2	-	[V]9A777777			LR017513
14	SCREW-BLEED BRAKE \$	2	-				SMG000010
15	CAP-PROTECTIVE \$	2	-				594091
16	BUSH, ANTILOCK BRAKE SYSTEM SENSOR \$	2	-		[V]BA888887		FTC1374
16	BUSH, ANTILOCK BRAKE SYSTEM SENSOR \$	2	-	[V]BA888888			LR029522
17	RING-PULSAR ANTILOCK BRAKES \$	2	-				FTC1379
18	STUD \$	10	-				TD106041
19	NUT - HEX., M6, HEXAGONAL HEAD, NYLOC \$	10	-				FY106046

With compliments from ,

Catalogue: Defender 2007-

Section: E02.015 REAR BRAKE DISCS AND CALIPERS (LESS ANTI-LOCK BRAKING SYSTEM FROM (V)7A000001)



E02.015  
02-2008  
L8  
LH0044B

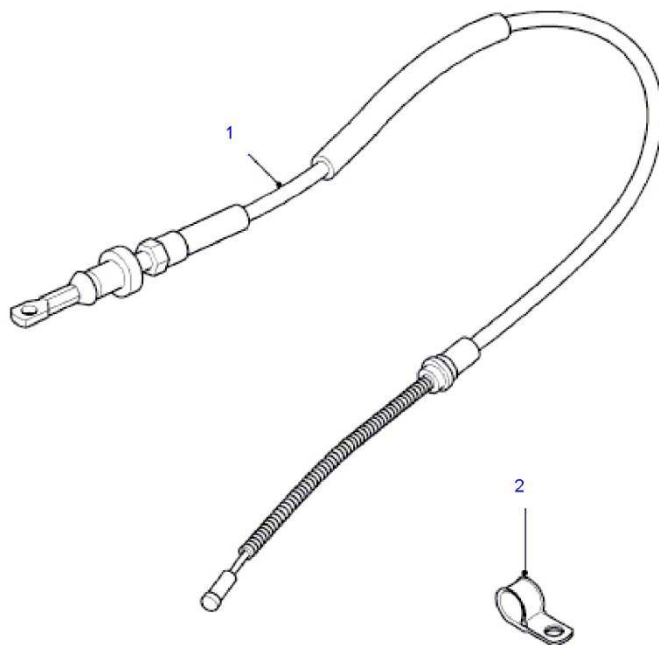
Callout	Description	Qty	OSI	From	To	E	Number
1	DISC-SOLID BRAKE, '90" WHEELBASE' \$	2	Y		(V)9A777776		FTC1381
1	DISC-SOLID BRAKE, '90" WHEELBASE' \$	2	-	(V)9A777777			LR017953
1	DISC-SOLID BRAKE, '110" AND 130" WHEELBASE' \$	2	Y		(V)9A777776		SD8000330
1	DISC-SOLID BRAKE, '110" AND 130" WHEELBASE' \$	2	-	(V)9A777777			LR018026
2	SHIELD-DISC REAR BRAKE, RH \$	1	Y				SMD100261
2	SHIELD-DISC REAR BRAKE, LH \$	1	Y				SMD100271
3	BOLT, M10 \$	10	Y				FTC1368
4	BOLT - HEX.HEAD, M6 X 20MM, FLANGED HEAD \$	6	-				FS106206
5	WASHER-PLAIN \$	6	-				2215L
6	CALIPER ASSEMBLY-REAR BRAKE, NEW, RH, BEFORE ORDERING PLEASE CHECK FOR SERVICE EXCHANGE VERSION, '90" WHEELBASE' \$	1	-			S	SMC500110
6	CALIPER ASSEMBLY-REAR BRAKE, EXCHANGE, RH, '90" WHEELBASE' \$	1	-			E	LR008233
6	CALIPER ASSEMBLY-REAR BRAKE, NEW, LH, BEFORE ORDERING PLEASE CHECK FOR SERVICE EXCHANGE VERSION, '90" WHEELBASE' \$	1	-			S	SMC500240
6	CALIPER ASSEMBLY-REAR BRAKE, EXCHANGE, LH, '90" WHEELBASE' \$	1	-			E	LR008232
6	CALIPER ASSEMBLY-REAR BRAKE, NEW, RH, BEFORE ORDERING PLEASE CHECK FOR SERVICE EXCHANGE VERSION, '110" AND 130" WHEELBASE' \$	1	-			S	SMC500270
6	CALIPER ASSEMBLY-REAR BRAKE, EXCHANGE, RH, '110" AND 130" WHEELBASE' \$	1	-			E	LR008231
6	CALIPER ASSEMBLY-REAR BRAKE, NEW, LH, BEFORE ORDERING PLEASE CHECK FOR SERVICE EXCHANGE VERSION, '110" AND 130" WHEELBASE' \$	1	-			S	SMC500260
6	CALIPER ASSEMBLY-REAR BRAKE, EXCHANGE, LH, '110" AND 130" WHEELBASE' \$	1	-			E	LR005950
7	PISTON-REAR CALIPER BRAKE, '90" WHEELBASE' \$	1	-				SEE500140
7	PISTON-REAR CALIPER BRAKE, '110" AND 130" WHEELBASE' \$	1	-				SEE500130
8	KIT-BRAKE CALIPER PISTON SEAL, '90" WHEELBASE' \$	1	-				8G8587L
8	KIT-BRAKE CALIPER PISTON SEAL, LESS SYSTEM 6, '110" AND 130" WHEELBASE' \$	1	-				SMN000060
9	SET-PAD REAR BRAKE SYSTEM, '90" WHEELBASE' \$	1	-		(V)BA999999		SFP000270
9	SET-PAD REAR BRAKE SYSTEM, '90" WHEELBASE' \$	1	-	(V)CA000001			LR032954
10	KIT-BRAKE PAD RETAINING, REAR, '90" WHEELBASE' \$	1	Y				STC8574
11	SET-PAD REAR BRAKE SYSTEM, '110" AND 130" WHEELBASE' \$	1	-				SFP000250
12	BOLT, M12 X 35 \$	4	-				SYP500090
13	BRACKET-SHIELD REAR BRAKE \$	2	Y		(V)9A777776		FTC3299
13	BRACKET-SHIELD REAR BRAKE \$	2	-	(V)9A777777			LR017513
14	SCREW-BLEED BRAKE \$	2	-				SMG000010
15	CAP-PROTECTIVE \$	2	-				594091

With compliments from ,

Catalogue: Defender 2007-

Section: E03.005 HANDBRAKE CABLE (FROM (V)7A000001)

---



E03.005  
02-2008  
L8  
LH0072

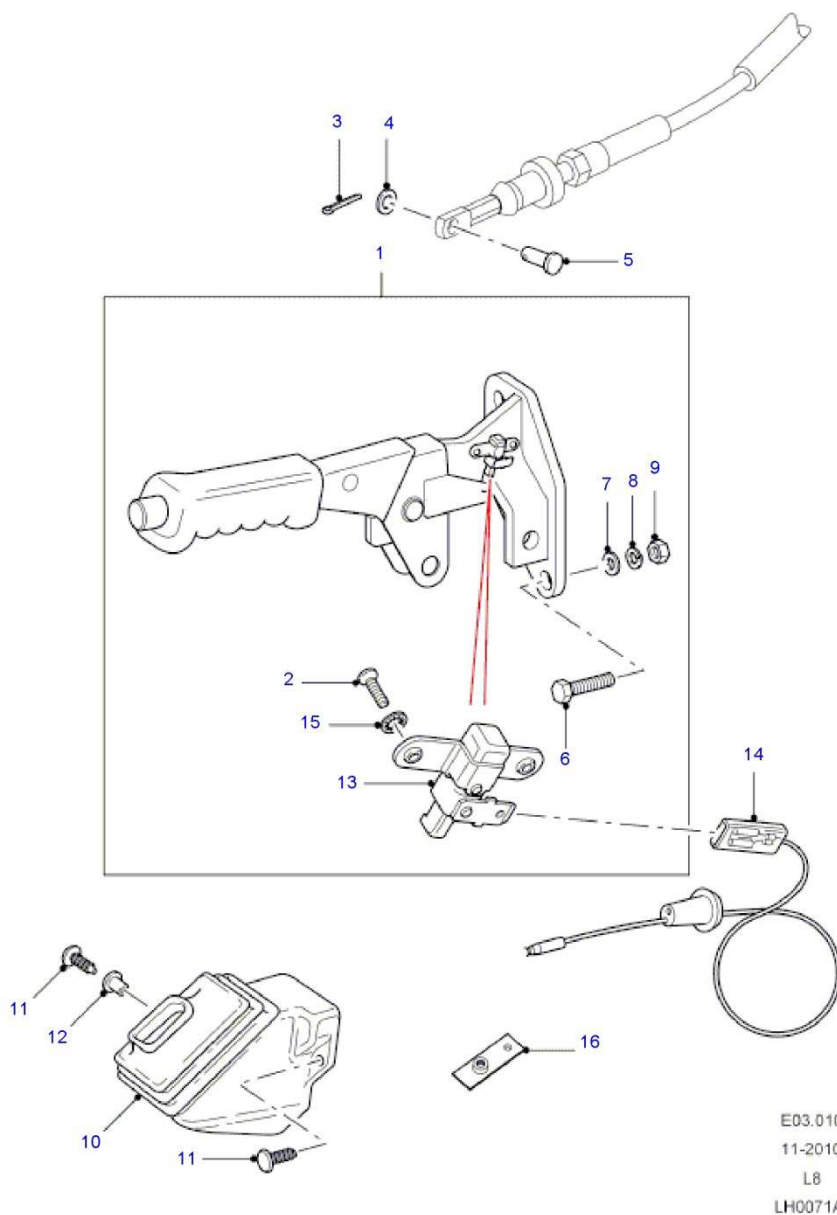


Callout	Description	Qty	OSI	From	To		E	Number
1	CABLE ASSEMBLY HANDBRAKE \$	1	-					SPB500200
2	CLIP - BRAKE CABLE SUPPORT \$	1	-					SYC500100

With compliments from ,

Catalogue: Defender 2007-

Section: E03.010 HANDBRAKE LEVER (FROM (V)7A000001)



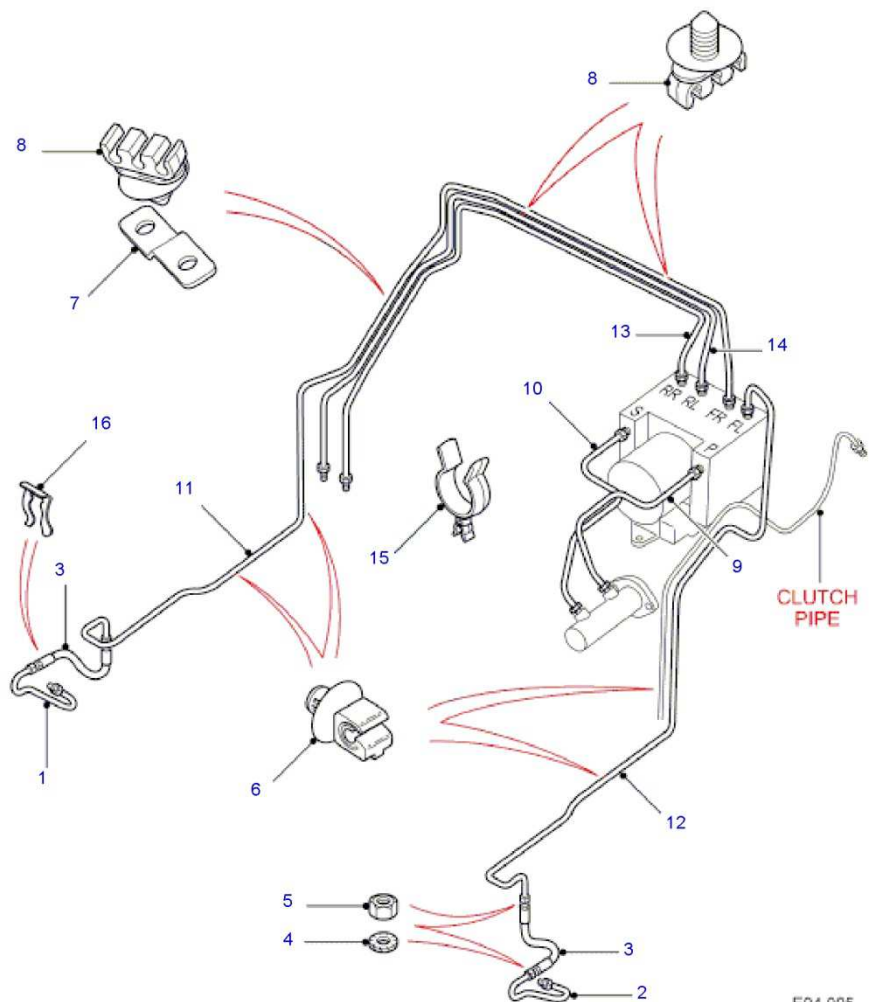
© 2004 - 2012 Infomedia Ltd and its licensors.

Callout	Description	Qty	OSI	From	To	E	Number
1	LEVER & GRIP ASSEMBLY HANDBRAKE, RHD \$	1	-				SNC500060
1	LEVER & GRIP ASSEMBLY HANDBRAKE, LHD \$	1	-				SNC500070
2	SCREW, M4 \$	2	-				SE104124L
3	PIN-SPLIT \$	1	-		(V)7A736566		PS104121L
3	PIN-SPLIT \$	1	-	(V)7A736567			PS104122
4	WASHER, 8MM, FLAT \$	1	-				WA108056
5	PIN-CLEVIS/PIVOT, 8 X 22MM \$	1	-		(V)9A999999		PC108291L
5	PIN-CLEVIS/PIVOT, 8 X 22MM \$	1	-	(V)AA000001			PC108292
6	SCREW, M8 X 25, FLANGED HEAD \$	2	Y				FS108257L
7	WASHER, 8MM \$	2	-				WA108056
8	WASHER - SPRING, M8 \$	2	Y				WL108051L
9	NUT - HEX., M8, HEXAGONAL HEAD \$	2	-				NH108041L
10	COVER HANDBRAKE, RHD \$	1	-				MRC9570
10	COVER HANDBRAKE, LHD \$	1	-				MRC9571
11	FASTENER, BLACK \$	3	-				AFU1897LDE
12	CLIP-SNAP-SACK \$	1	-				MWC3136
13	SWITCH - PARKING BRAKE WARNING LAMP \$	1	-				EEP191L
14	WIRING, HANDBRAKE WARNING LIGHT \$	1	Y		(V)8A999999		AMR3095
14	WIRING, HANDBRAKE WARNING LIGHT \$	1	-	(V)9A000001			LR016446
15	WASHER \$	2	-				WF104001L
(16)	NUT PLATE, 8MM \$	1	-				ADP710080

With compliments from ,

Catalogue: Defender 2007-

Section: E04.005 FRONT BRAKE PIPES (LHD, 4 WHEEL ANTI-LOCK BRAKING SYSTEM FROM (V)7A000001 TO (V)AA999999)



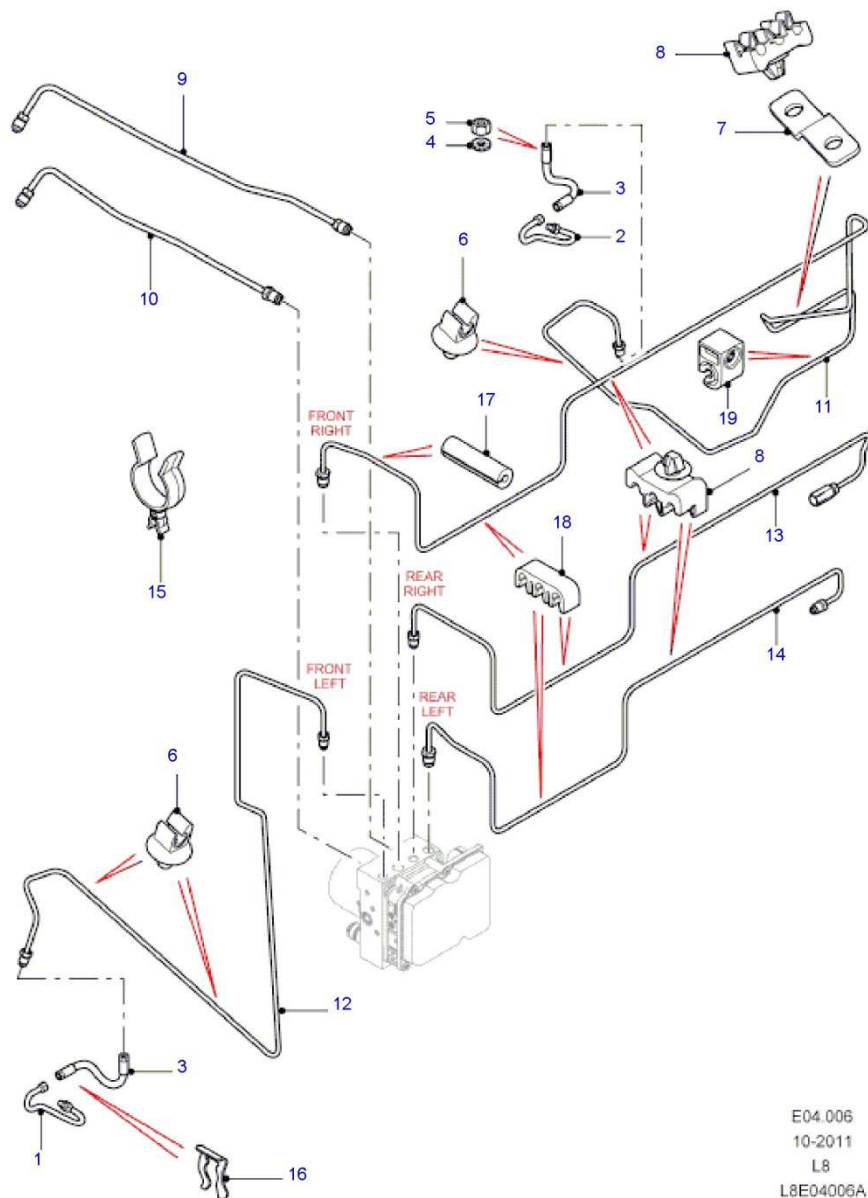
E04.005  
10-2011  
L8  
L8E04005A

Callout	Description	Qty	OSI	From	To	E	Number
1	PIPE ASSEMBLY BRAKE, RH, JUMP HOSE TO CALIPER \$	1	-				SGB501800
2	PIPE ASSEMBLY BRAKE, LH, JUMP HOSE TO CALIPER \$	1	-				SGB501790
3	HOSE BRAKE, FRONT \$	2	-				SHB500230
4	WASHER-LOCK, 10MM ID \$	4	-				WF110001L
5	NUT - HEX. \$	4	-				CRC1487
6	CLIP - BRAKE PIPE \$	4	-				NTC9543L
7	BRACKET-BRAKE PIPE TEE CONNECTOR \$	1	-				SGI100020
8	CLIP-BRAKE PIPE TREBLE \$	3	-				SGK100980
9	PIPE ASSEMBLY BRAKE, PRIMARY, VALVE TO MODULATOR \$	1	-				SGB500820
10	PIPE ASSEMBLY BRAKE, SECONDARY, VALVE TO MODULATOR \$	1	-				SGB500830
11	PIPE ASSEMBLY BRAKE, MODULATOR TO FRONT HOSE \$	1	-		(V)7A755904		SGB501530
11	PIPE ASSEMBLY BRAKE, MODULATOR TO FRONT HOSE \$	1	-	(V)7A755905			SGB502020
12	PIPE ASSEMBLY BRAKE, MODULATOR TO FRONT HOSE \$	1	Y		(V)7A749527		<del>SGB501470</del>
12	PIPE ASSEMBLY BRAKE, MODULATOR TO FRONT HOSE \$	1	-	(V)7A749528			SGB501990
13	PIPE ASSEMBLY BRAKE, MODULATOR TO REAR CONNECTOR \$	1	-				SGB501610
14	PIPE ASSEMBLY BRAKE, MODULATOR TO REAR CONNECTOR \$	1	-				SGB501620
15	CLIP - BRAKE PIPE, SWIVEL DUAL TYPE \$	1	-				JYC10010
16	CLIP - HOSE \$	2	Y				<del>SYC500090</del>

With compliments from ,

Catalogue: Defender 2007-

Section: E04.006 FRONT BRAKE PIPES (LHD, 4 WHEEL ANTI-LOCK BRAKING SYSTEM FROM (V)BA000001)



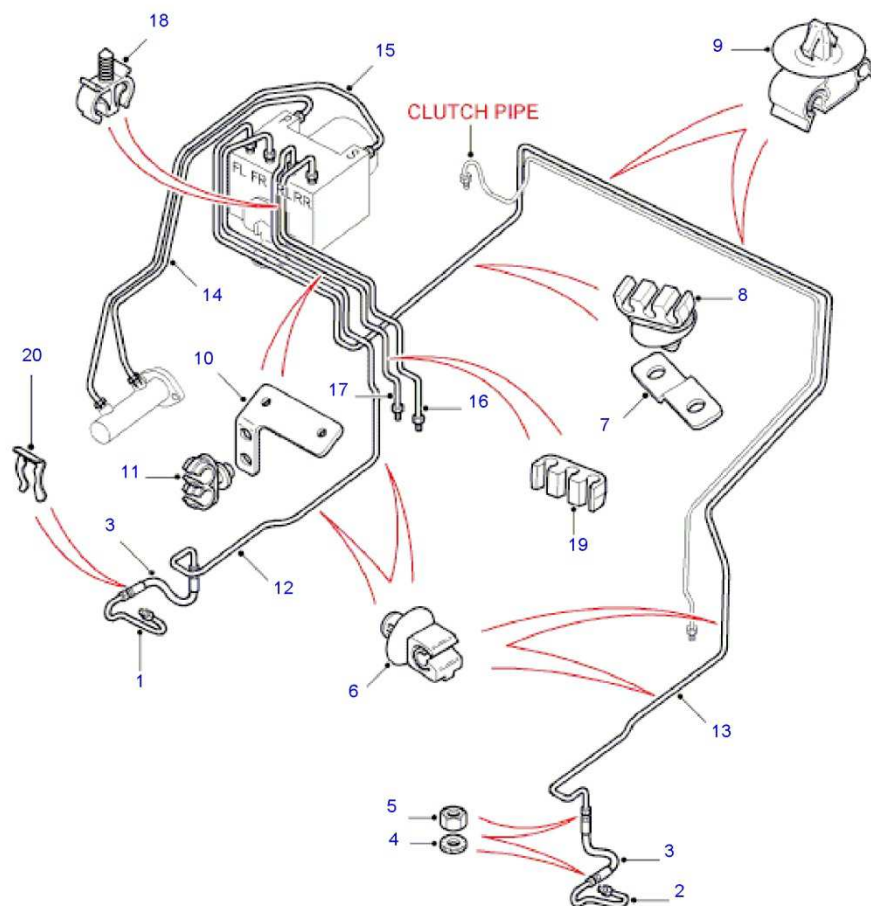
© 2004 - 2012 Infomedia Ltd and its licensors.

Callout	Description	Qty	OSI	From	To		E	Number
1	PIPE ASSEMBLY BRAKE, RH, JUMP HOSE TO CALIPER \$	1	-					SGB501800
2	PIPE ASSEMBLY BRAKE, LH, JUMP HOSE TO CALIPER \$	1	-					SGB501790
3	HOSE BRAKE, FRONT \$	2	-					SHB500230
4	WASHER-LOCK, 10MM ID \$	4	-					WF110001L
5	NUT - HEX. \$	4	-					CRC1487
6	CLIP - BRAKE PIPE \$	3	-					NTC9543L
7	BRACKET-BRAKE PIPE TEE CONNECTOR \$	1	-					SGI100020
8	CLIP-BRAKE PIPE TREBLE \$	3	-					SGK100980
9	PIPE ASSEMBLY BRAKE, PRIMARY, MODULATOR TO BRAKE MASTER CYLINDER \$	1	-					LR021887
10	PIPE ASSEMBLY BRAKE, SECONDARY, MODULATOR TO BRAKE MASTER CYLINDER \$	1	-					LR021888
11	PIPE ASSEMBLY BRAKE, RH, MODULATOR TO BRAKE HOSE, LESS BRAKE LIMITING VALVE \$	1	-					LR021880
12	PIPE ASSEMBLY BRAKE, LH, MODULATOR TO BRAKE HOSE, LESS BRAKE LIMITING VALVE \$	1	-					LR021878
13	PIPE ASSEMBLY BRAKE, RH, MODULATOR TO REAR BRAKE PIPE, LESS BRAKE LIMITING VALVE \$	1	-					LR021882
14	PIPE ASSEMBLY BRAKE, LH, MODULATOR TO REAR BRAKE PIPE, LESS BRAKE LIMITING VALVE \$	1	-					LR021881
15	CLIP - BRAKE PIPE, SWIVEL DUAL TYPE \$	1	-					JYC10010
16	CLIP - HOSE \$	2	-					EJP7813
17	GROMMET \$	2	-		(V)BA999999			LR024766
17	GROMMET \$	2	-	(V)CA000001				LR033975
18	CLIP-BRAKE PIPE TREBLE \$	2	Y					ADU8846L
19	CLIP-BRAKE PIPE DOUBLE \$	1	-					SGK100570

With compliments from ,

Catalogue: Defender 2007-

Section: E04.010 FRONT BRAKE PIPES (RHD, 4 WHEEL ANTI-LOCK BRAKING SYSTEM FROM (V)7A000001 TO (V)AA999999)



E04.010  
10-2008  
L8  
LH0073

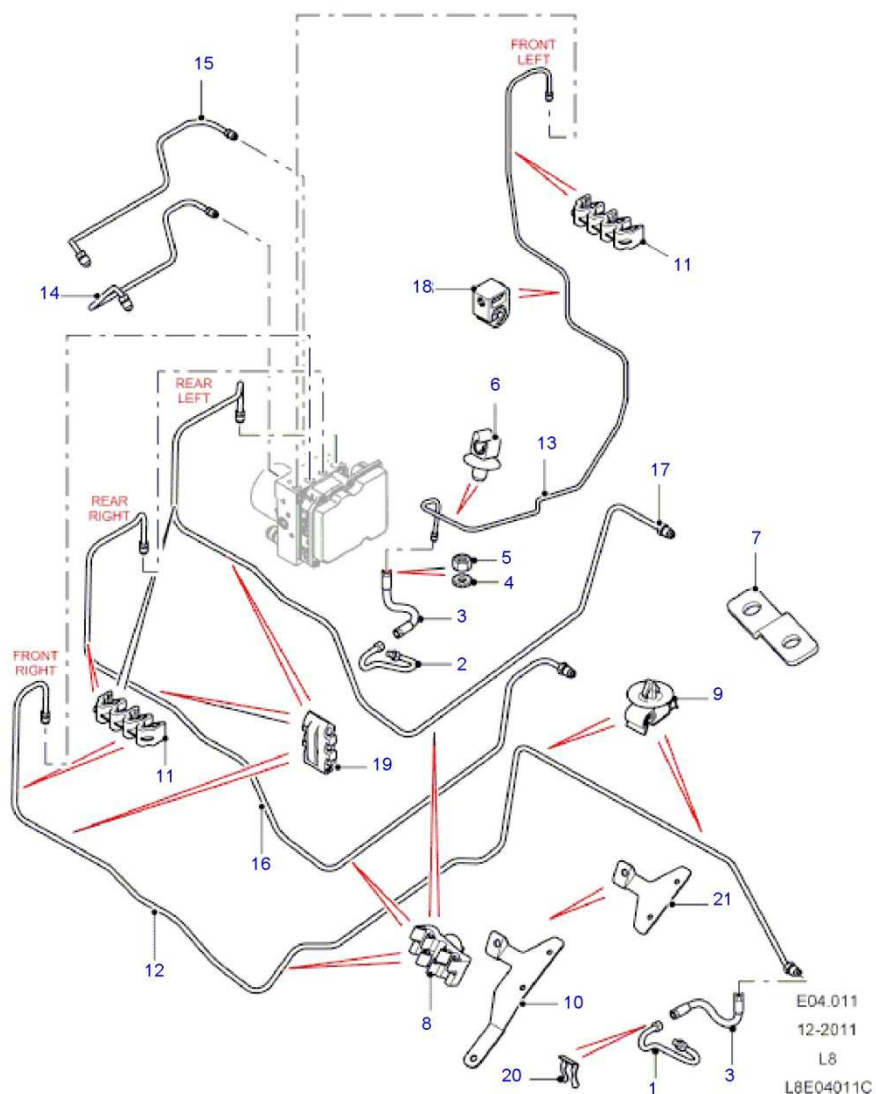


Callout	Description	Qty	OSI	From	To	E	Number
1	PIPE ASSEMBLY BRAKE, RH, JUMP HOSE TO CALIPER \$	1	-				SGB501800
2	PIPE ASSEMBLY BRAKE, LH, JUMP HOSE TO CALIPER \$	1	-				SGB501790
3	HOSE BRAKE \$	2	-				SHB500230
4	WASHER-LOCK, 10MM ID \$	4	-				WF110001L
5	NUT - HEX. \$	4	-				CRC1487
6	CLIP - BRAKE PIPE \$	4	-				NTC9543L
7	BRACKET-BRAKE PIPE TEE CONNECTOR \$	1	-				SGI100020
8	CLIP-BRAKE PIPE TREBLE \$	1	-				SGK100980
9	CLIP-BRAKE PIPE DOUBLE \$	2	-				SGK100970
10	BRACKET-BRAKE PIPE TEE CONNECTOR \$	1	-				SGI100010
11	CLIP, 2 HOLES \$	2	-				NTC9531
12	PIPE ASSEMBLY BRAKE, MODULATOR TO FRONT HOSE \$	1	-				SGB501540
13	PIPE ASSEMBLY BRAKE, MODULATOR TO FRONT HOSE \$	1	-				SGB501550
14	PIPE ASSEMBLY BRAKE, PRIMARY, VALVE TO MODULATOR \$	1	-		[V]7A735841		SGB111890
14	PIPE ASSEMBLY BRAKE, PRIMARY, VALVE TO MODULATOR \$	1	-	[V]7A735842			SGB501480
15	PIPE ASSEMBLY BRAKE, SECONDARY, VALVE TO MODULATOR \$	1	Y		[V]7A735841		<del>SGB111900</del>
15	PIPE ASSEMBLY BRAKE, SECONDARY, VALVE TO MODULATOR \$	1	-	[V]7A735842			SGB501460
16	PIPE ASSEMBLY BRAKE, MODULATOR TO REAR CONNECTOR \$	1	-				SGB501880
17	PIPE ASSEMBLY BRAKE, MODULATOR TO REAR CONNECTOR \$	1	-				SGB501890
18	CLIP-BRAKE PIPE DOUBLE \$	1	-				KYC500020
19	CLIP-BRAKE PIPE TREBLE \$	4	-				SGK100990
20	CLIP - HOSE \$	2	Y				<del>SYC500090</del>

With compliments from ,

Catalogue: Defender 2007-

Section: E04.011 FRONT BRAKE PIPES (RHD, 4 WHEEL ANTI-LOCK BRAKING SYSTEM FROM (V)BA000001)



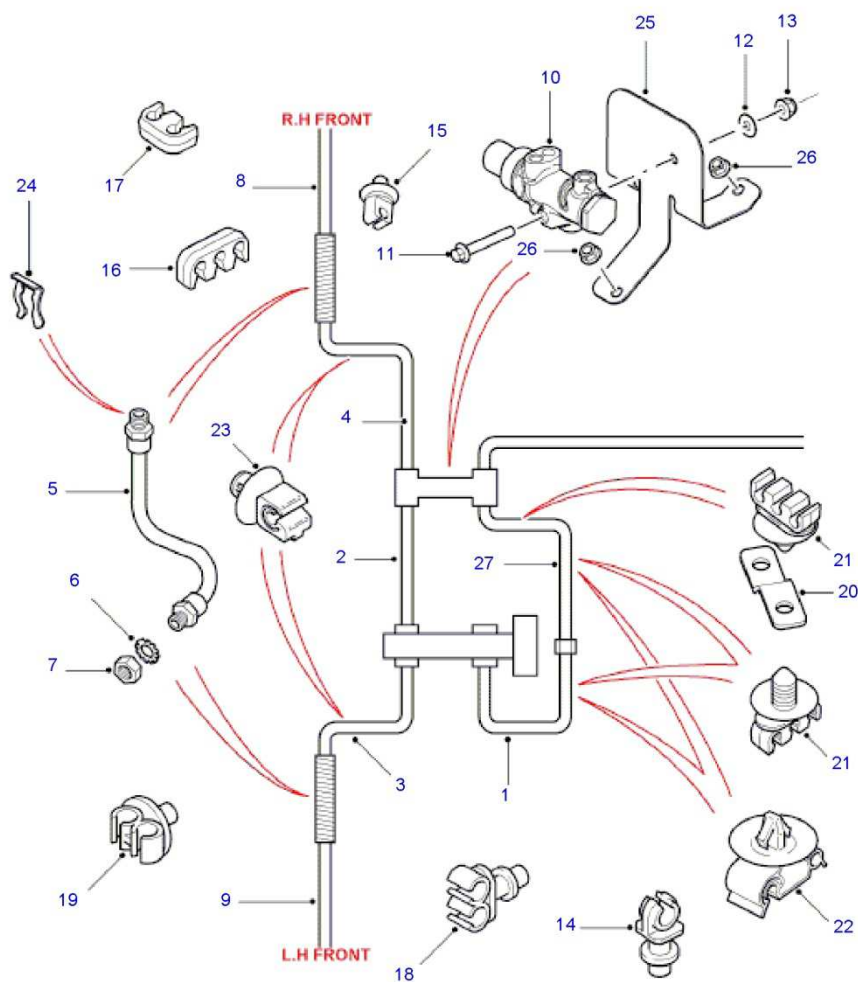
© 2004 - 2012 Infomedia Ltd and its licensors.

Callout	Description	Qty	OSI	From	To	E	Number
1	PIPE ASSEMBLY BRAKE, RH, JUMP HOSE TO CALIPER \$	1	-				SGB501800
2	PIPE ASSEMBLY BRAKE, LH, JUMP HOSE TO CALIPER \$	1	-				SGB501790
3	HOSE BRAKE \$	2	-				SHB500230
4	WASHER-LOCK, 10MM ID \$	4	-				WF110001L
5	NUT - HEX. \$	4	-				CRC1487
6	CLIP - BRAKE PIPE \$	3	-				NTC9543L
7	BRACKET-BRAKE PIPE TEE CONNECTOR \$	1	-				SGI100020
8	CLIP-BRAKE PIPE TREBLE \$	1	-				LR013761
9	CLIP-BRAKE PIPE DOUBLE \$	3	-				SGK100970
10	BRACKET-BRAKE PIPE TEE CONNECTOR \$	1	-		(V)BA999999		LR023471
11	CLIP, 4 HOLES \$	2	-				SYC500040
12	PIPE ASSEMBLY BRAKE, RH, MODULATOR TO BRAKE HOSE \$	1	-				LR021916
13	PIPE ASSEMBLY BRAKE, LH, MODULATOR TO BRAKE HOSE \$	1	-		(V)BA666665		LR021879
13	PIPE ASSEMBLY BRAKE, LH, MODULATOR TO BRAKE HOSE \$	1	-	(V)BA666666			LR033123
14	PIPE ASSEMBLY BRAKE, PRIMARY, MODULATOR TO BRAKE MASTER CYLINDER \$	1	-		(V)BA821910		LR021885
14	PIPE ASSEMBLY BRAKE, PRIMARY, MODULATOR TO BRAKE MASTER CYLINDER \$	1	-	(V)BA821911			LR028379
15	PIPE ASSEMBLY BRAKE, SECONDARY, MODULATOR TO BRAKE MASTER CYLINDER \$	1	-		(V)BA666665		LR021886
15	PIPE ASSEMBLY BRAKE, SECONDARY, MODULATOR TO BRAKE MASTER CYLINDER \$	1	-	(V)BA666666			LR033122
16	PIPE ASSEMBLY BRAKE, RH, MODULATOR TO REAR BRAKE PIPE, LESS BRAKE LIMITING VALVE \$	1	-				LR021884
17	PIPE ASSEMBLY BRAKE, LH, MODULATOR TO REAR BRAKE PIPE, LESS BRAKE LIMITING VALVE \$	1	-				LR021883
18	CLIP-BRAKE PIPE DOUBLE \$	1	-				SGK100570
19	CLIP-BRAKE PIPE TREBLE \$	1	-				SGK100990
20	CLIP - HOSE \$	2	Y				SYC500090
21	BRACKET-BRAKE PIPE TEE CONNECTOR \$	1	-	(V)CA000001			LR033082

With compliments from ,

Catalogue: Defender 2007-

Section: E04.015 FRONT BRAKE PIPES (BRAKE LIMITING VALVE/LAV, LESS ANTI-LOCK BRAKING SYSTEM FROM (V)7A000001)

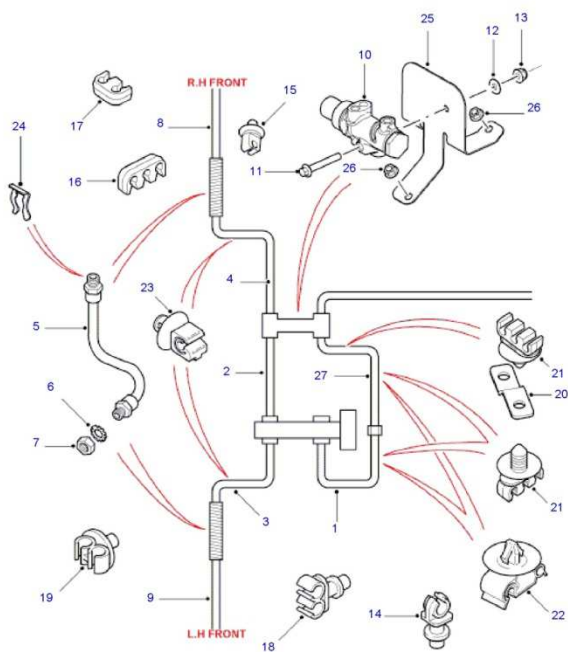


E04.015  
08-2009  
L8  
LH0013C

Callout	Description	Qty	OSI	From	To	E	Number
1	PIPE ASSEMBLY BRAKE, MASTER CYLINDER TO CONNECTOR, RHD \$	1	-				SGB500740
1	PIPE ASSEMBLY BRAKE, MASTER CYLINDER TO CONNECTOR, LHD \$	1	-				SGB500800
2	PIPE ASSEMBLY BRAKE, MASTER CYLINDER TO VALVE REAR, RHD \$	1	-				SGB500750
2	PIPE ASSEMBLY BRAKE, MASTER CYLINDER TO VALVE REAR, LHD \$	1	-				SGB500810
3	PIPE ASSEMBLY BRAKE, LH, MASTER CYLINDER TO JUMP HOSE, LHD \$	1	-				SGB501810
3	PIPE ASSEMBLY BRAKE, LH, MASTER CYLINDER TO JUMP HOSE, RHD \$	1	-		(V)BA999999		SGB501920
3	PIPE ASSEMBLY BRAKE, LH, MASTER CYLINDER TO JUMP HOSE, RHD \$	1	-	(V)CA000001			LR029630
4	PIPE ASSEMBLY BRAKE, RH, VALVE TO FRONT HOSE, LHD \$	1	-				SGB501710
4	PIPE ASSEMBLY BRAKE, RH, VALVE TO FRONT HOSE, RHD \$	1	-				SGB501600
5	HOSE BRAKE \$	2	-				SHB500230
6	WASHER-LOCK, 10MM ID \$	4	-				WF110001L
7	NUT - HEX. \$	4	-				CRC1487
8	PIPE ASSEMBLY BRAKE, RH \$	1	-				SGB501800
9	PIPE ASSEMBLY BRAKE, LH \$	1	-				SGB501790
10	VALVE BRAKE, '90" WHEELBASE' \$	1	-				SJD500020
10	VALVE BRAKE, '110" AND 130" WHEELBASE' \$	1	-				ANR1415
11	BOLT, FLANGED HEAD, M8 X 55 \$	1	-				FB108111L
12	WASHER, M8 \$	1	-				WC108056
13	NUT - HEX., M8 \$	1	-				FY108046
14	CLIP - BRAKE PIPE \$	X	-				CRC1250L
15	CLIP - BRAKE PIPE \$	1	-				NTC1176
16	CLIP BRAKE PIPE TRIPLE, RH \$	1	-				SGK100000

➤ See following page

With compliments from ,  
Catalogue: Defender 2007-  
Section: E04.015 FRONT BRAKE PIPES (BRAKE LIMITING VALVE/LAV, LESS ANTI-LOCK BRAKING  
SYSTEM FROM (V)7A000001)



E04.015  
08-2009  
L8  
LH0013C

© 2004 - 2012 Infomedia Ltd and its licensors.

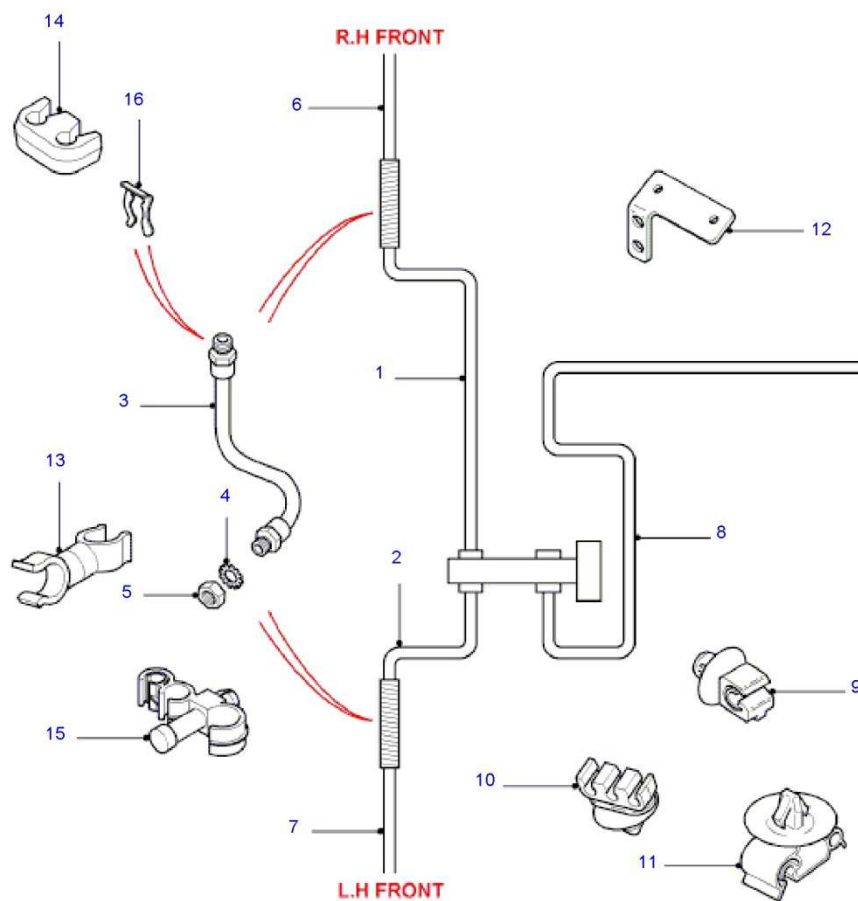
➤ continued

16	CLIP-BRAKE PIPE TREBLE, RHD \$	4	-				SGK100990
17	CLIP-BRAKE PIPE DOUBLE \$	3	Y				AAU7803
18	CLIP-BRAKE PIPE DOUBLE, LHD \$	3	-				79127
19	CLIP-BRAKE PIPE DOUBLE, LHD \$	1	-				NTC1177
20	BRACKET-BRAKE PIPE TEE CONNECTOR \$	1	-				SGI100020
21	CLIP-BRAKE PIPE TREBLE, RHD \$	1	-				SGK100980
22	CLIP-BRAKE PIPE DOUBLE, RHD \$	2	-				SGK100970
23	CLIP - BRAKE PIPE \$	3	-				NTC9543L
24	CLIP - HOSE \$	2	Y				SYC500090
25	BRACKET, RHD \$	1	Y		(V)7A739746		SKU500020
25	BRACKET, RHD \$	1	-	(V)7A739747			SKU500050
25	BRACKET, LHD \$	1	Y		(V)7A739746		SKU500030
25	BRACKET, LHD \$	1	-	(V)7A739747			SKU500060
26	NUT - HEX., M8 \$	3	-				FN108046
27	PIPE ASSEMBLY BRAKE, VALVE TO CONNECTOR, RHD \$	1	-		(V)BA999999		SGB501590
27	PIPE ASSEMBLY BRAKE, VALVE TO CONNECTOR, RHD \$	1	-	(V)CA000001			LR029632
27	PIPE ASSEMBLY BRAKE, VALVE TO CONNECTOR, LHD \$	1	-				SGB501580

With compliments from ,

Catalogue: Defender 2007-

Section: E04.020 FRONT BRAKE PIPES (LESS BRAKE LIMITING VALVE, LESS ANTI-LOCK BRAKING SYSTEM FROM (V)7A000001)



E04.020  
01-2007  
L8  
LH0045

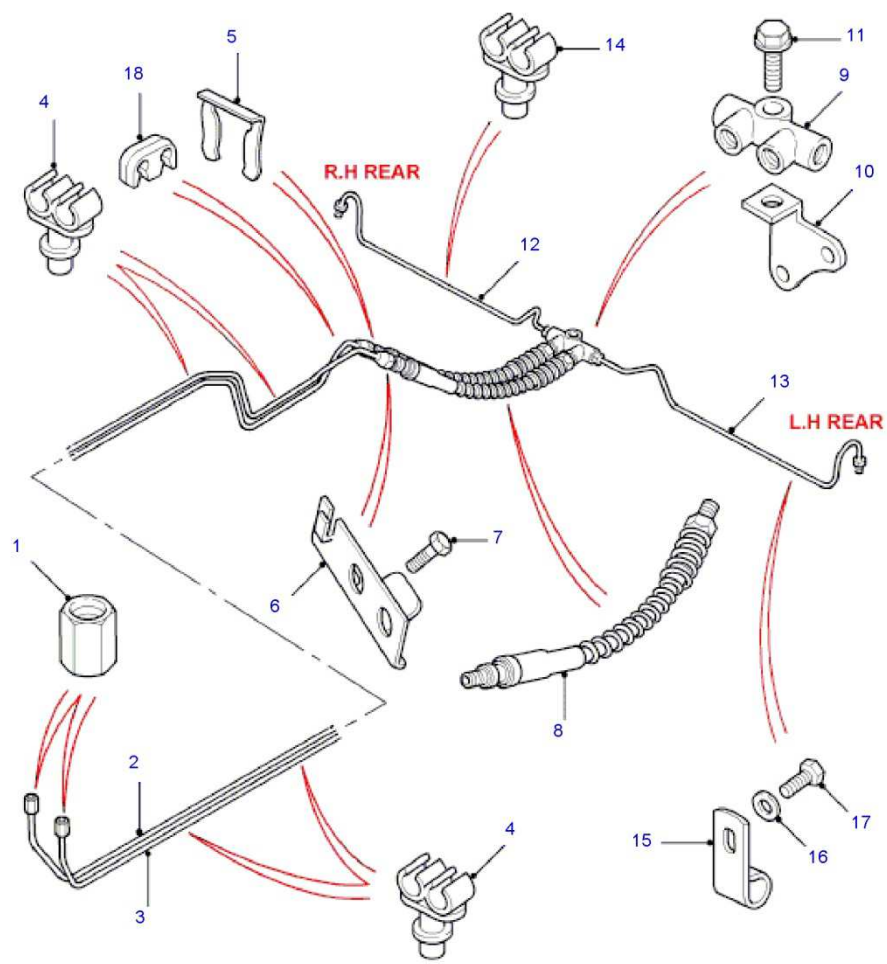


Callout	Description	Qty	OSI	From	To	E	Number
1	PIPE ASSEMBLY BRAKE, RH, MASTER CYLINDER TO JUMP HOSE, LHD \$	1	-		(V)BA999999		SGB501560
1	PIPE ASSEMBLY BRAKE, RH, MASTER CYLINDER TO JUMP HOSE, LHD \$	1	-	(V)CA000001			LR029631
1	PIPE ASSEMBLY BRAKE, RH, MASTER CYLINDER TO JUMP HOSE, RHD \$	1	-				SGB501570
2	PIPE ASSEMBLY BRAKE, LH, MASTER CYLINDER TO JUMP HOSE, LHD \$	1	-				SGB501810
2	PIPE ASSEMBLY BRAKE, LH, MASTER CYLINDER TO JUMP HOSE, RHD \$	1	-		(V)BA999999		SGB501920
2	PIPE ASSEMBLY BRAKE, LH, MASTER CYLINDER TO JUMP HOSE, RHD \$	1	-	(V)CA000001			LR029630
3	HOSE BRAKE \$	2	-				SHB500230
4	WASHER-LOCK, 10MM ID \$	4	-				WF110001L
5	NUT - HEX. \$	4	-				CRC1487
6	PIPE ASSEMBLY BRAKE, RH, JUMP HOSE TO CALIPER \$	1	-				SGB501800
7	PIPE ASSEMBLY BRAKE, LH, JUMP HOSE TO CALIPER \$	1	-				SGB501790
8	PIPE ASSEMBLY BRAKE, MASTER CYLINDER TO REAR CONNECTOR, RHD \$	1	-		(V)BA999999		SGB501900
8	PIPE ASSEMBLY BRAKE, MASTER CYLINDER TO REAR CONNECTOR, RHD \$	1	-	(V)CA000001			LR029628
8	PIPE ASSEMBLY BRAKE, MASTER CYLINDER TO REAR CONNECTOR, LHD \$	1	-		(V)BA999999		SGB501690
8	PIPE ASSEMBLY BRAKE, MASTER CYLINDER TO REAR CONNECTOR, LHD \$	1	-	(V)CA000001			LR029629
9	CLIP - BRAKE PIPE \$	4	-				NTC9543L
10	CLIP-BRAKE PIPE TREBLE, LHD \$	1	-				SGK100980
11	CLIP-BRAKE PIPE DOUBLE, RHD \$	2	-				SGK100970
12	BRACKET-BRAKE PIPE TEE CONNECTOR \$	1	-				SGI100020
13	CLIP-BRAKE PIPE DOUBLE, 4.7 X 4.7MM, LHD \$	1	-				DCP3969L
14	CLIP-BRAKE PIPE DOUBLE, LHD \$	3	Y				AAU7803
15	CLIP-BRAKE PIPE TREBLE, '130" WHEELBASE' \$	1	-				SGK100890
16	CLIP - HOSE \$	2	Y				SYC500090

With compliments from ,

Catalogue: Defender 2007-

Section: E04.025 REAR BRAKE PIPES (4 WHEEL ANTI-LOCK BRAKING SYSTEM FROM (V)7A000001)



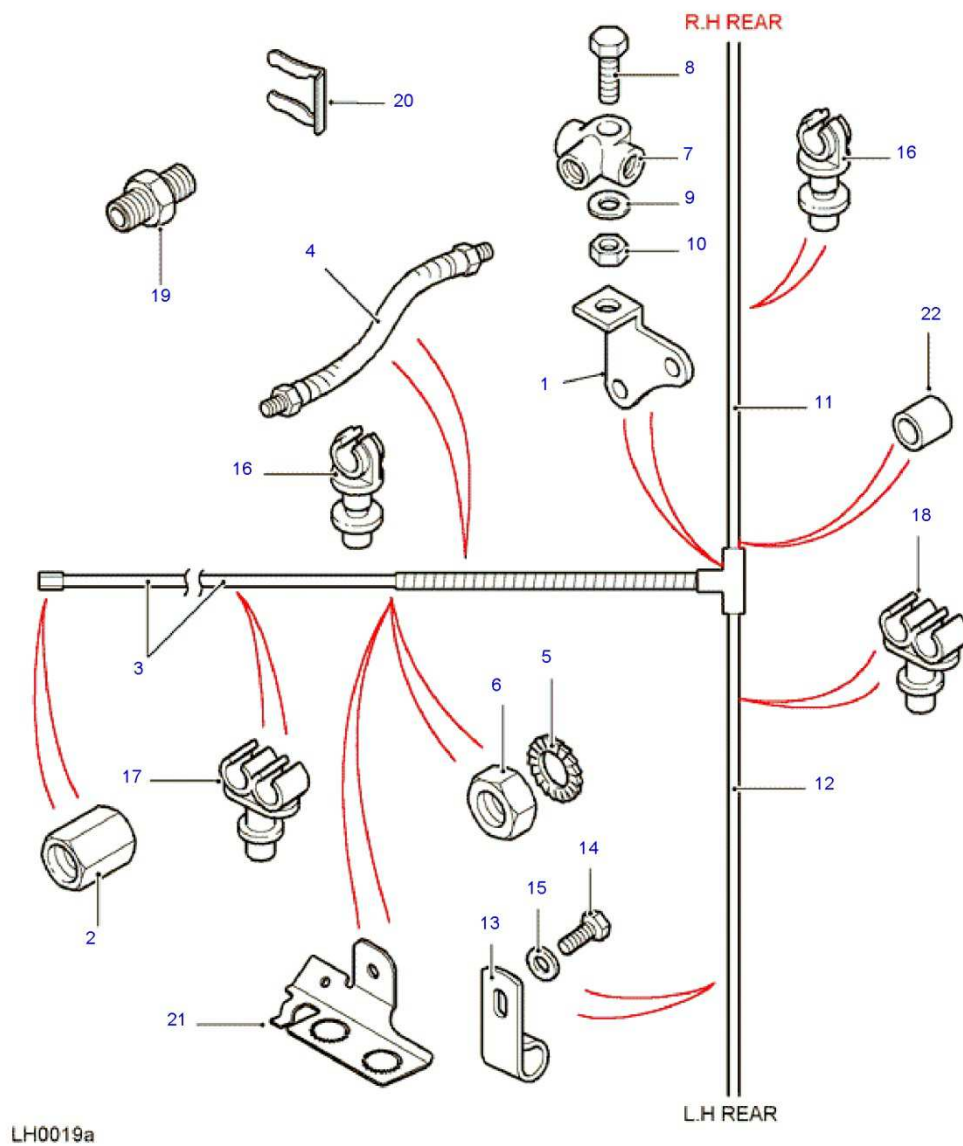
E04.025  
09-2008  
L8  
LH0009B

Callout	Description	Qty	OSI	From	To	E	Number
1	CONNECTOR BRAKE \$	X	-				BMK2466
2	PIPE ASSEMBLY BRAKE, RH, CONNECTOR TO REAR JUMP HOSE, '90" WHEELBASE' \$	1	Y		(V)7A753328		SGB501660
2	PIPE ASSEMBLY BRAKE, RH, CONNECTOR TO REAR JUMP HOSE, '90" WHEELBASE' \$	1	-	(V)7A753329			SGB501960
2	PIPE ASSEMBLY BRAKE, RH, CONNECTOR TO REAR JUMP HOSE, '110" WHEELBASE' \$	1	Y		(V)7A753328		SGB501680
2	PIPE ASSEMBLY BRAKE, RH, CONNECTOR TO REAR JUMP HOSE, '110" WHEELBASE' \$	1	-	(V)7A753329			SGB501970
3	PIPE ASSEMBLY BRAKE, LH, CONNECTOR TO REAR JUMP HOSE, '90" WHEELBASE' \$	1	Y		(V)7A753328		SGB501650
3	PIPE ASSEMBLY BRAKE, LH, CONNECTOR TO REAR JUMP HOSE, '90" WHEELBASE' \$	1	-	(V)7A753329			SGB502000
3	PIPE ASSEMBLY BRAKE, LH, CONNECTOR TO REAR JUMP HOSE, '110" WHEELBASE' \$	1	Y		(V)7A753328		SGB501670
3	PIPE ASSEMBLY BRAKE, LH, CONNECTOR TO REAR JUMP HOSE, '110" WHEELBASE' \$	1	-	(V)7A753329			SGB502010
4	CLIP-BRAKE PIPE DOUBLE, WHITE \$	X	-				79127
4	CLIP-BRAKE PIPE DOUBLE, BLACK \$	X	-				NTC9531
5	CLIP - HOSE \$	2	Y				SYC500090
6	BRACKET-HOSE BRAKE \$	1	-				SHU100340
7	BOLT-FLANGED HEAD, SELF TAPPING, M6 X 30 \$	1	-				SYP500070
8	HOSE BRAKE, REAR, MALE BOTH ENDS \$	1	-				SHB101370
8	HOSE BRAKE, REAR \$	1	-				SHB101430
9	T PIECE, REAR \$	1	-				SGL100010
10	BRACKET-BRAKE PIPE TEE CONNECTOR, T PIECE TO AXLE, '110" AND 130" WHEELBASE' \$	1	Y				SGI100040
11	BOLT-DUO TAPTITE, M6 X 12MM \$	1	-				SN106127L
12	PIPE ASSEMBLY BRAKE, REAR, RH \$	1	-				SGB501770
13	PIPE ASSEMBLY BRAKE, REAR, LH \$	1	-				SGB501780
14	CLIP-BRAKE PIPE DOUBLE, '90" WHEELBASE' \$	3	-				NTC8242
15	CLIP-P, '110" AND 130" WHEELBASE' \$	3	-				577873
16	WASHER-PLAIN, '110" AND 130" WHEELBASE' \$	3	-				WC702101L
17	SCREW, '110" AND 130" WHEELBASE' \$	3	-				SL510032
18	CLIP - BRAKE PIPE, DOUBLE \$	2	Y				AAU7803

With compliments from ,

Catalogue: Defender 2007-

Section: E04.030 REAR BRAKE PIPES (LESS ANTI-LOCK BRAKING SYSTEM FROM (V)7A000001)



© 2004 - 2012 Infomedia Ltd and its licensors.

Callout	Description	Qty	OSI	From	To	E	Number
1	BRACKET-BRAKE PIPE TEE CONNECTOR, T PIECE TO AXLE, '90" WHEELBASE' \$	1	-				FTC4889
1	BRACKET-BRAKE PIPE TEE CONNECTOR, T PIECE TO AXLE, '110" AND 130" WHEELBASE' \$	1	Y				SGI100040
2	CONNECTOR BRAKE \$	1	-				BMK2466
3	PIPE ASSEMBLY BRAKE, FRONT TO REAR, '90" WHEELBASE' \$	1	Y		(V)7A753328		SGB501660
3	PIPE ASSEMBLY BRAKE, FRONT TO REAR, '90" WHEELBASE' \$	1	-	(V)7A753329			SGB501960
3	PIPE ASSEMBLY BRAKE, FRONT TO REAR, '110" WHEELBASE' \$	1	Y		(V)7A753328		SGB501680
3	PIPE ASSEMBLY BRAKE, FRONT TO REAR, '110" WHEELBASE' \$	1	-	(V)7A753329			SGB501970
3	PIPE ASSEMBLY BRAKE, FRONT TO REAR, '130" WHEELBASE' \$	1	Y		(V)7A753328		SGB501740
3	PIPE ASSEMBLY BRAKE, FRONT TO REAR, '130" WHEELBASE' \$	1	-	(V)7A753329			SGB501980
4	HOSE BRAKE, REAR, MALE BOTH ENDS, LESS ANTI-LOCK BRAKING SYSTEM \$	1	-				SHB500220
5	WASHER-LOCK, 10MM ID \$	1	-				WF110001L
6	NUT - HEX. \$	1	-				CRC1487
7	T PIECE, REAR, LESS ANTI-LOCK BRAKING SYSTEM \$	1	-				SGL100000
8	BOLT, HEXAGONAL HEAD, M6 X 30, T PIECE TO PIPE BRAKE \$	1	-				BH106061L
9	WASHER, PLAIN, 6MM \$	2	-				WA106042
10	NUT, M6 \$	1	-				FN106046
11	PIPE ASSEMBLY BRAKE, REAR, RH \$	1	-				SGB501770
12	PIPE ASSEMBLY BRAKE, REAR, LH \$	1	-				SGB501780
13	CLIP-P \$	3	-				577873
14	SCREW \$	3	-				SL510032
15	WASHER-PLAIN \$	3	-				WC702101L
16	CLIP - BRAKE PIPE, '90" WHEELBASE' \$	3	-				CRC1250L
16	CLIP - BRAKE PIPE, '110" AND 130" WHEELBASE' \$	6	-				CRC1250L
17	CLIP-BRAKE PIPE DOUBLE \$	2	-				79127
18	CLIP-BRAKE PIPE DOUBLE \$	3	-				NTC8242
19	ADAPTOR-PIPE-DUAL MALE, '90" AND 110" WHEELBASE' \$	1	-				SGL100020
20	CLIP - HOSE, LESS ANTI-LOCK BRAKING SYSTEM \$	1	Y				SYC500090
21	BRACKET-HOSE BRAKE \$	1	-				SHU100340
22	SPACER, '90" WHEELBASE' \$	2	-				TYF101160



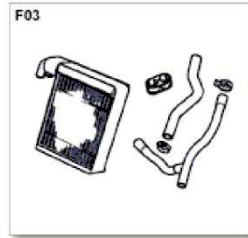
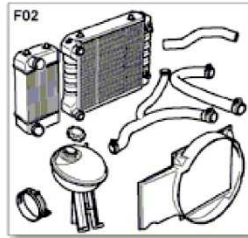
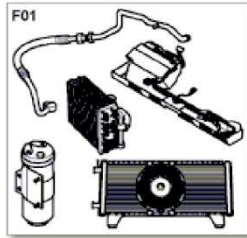
Page left blank





With compliments from ,  
Catalogue: Defender 2007-  
Section: GRAPHIC INDEX

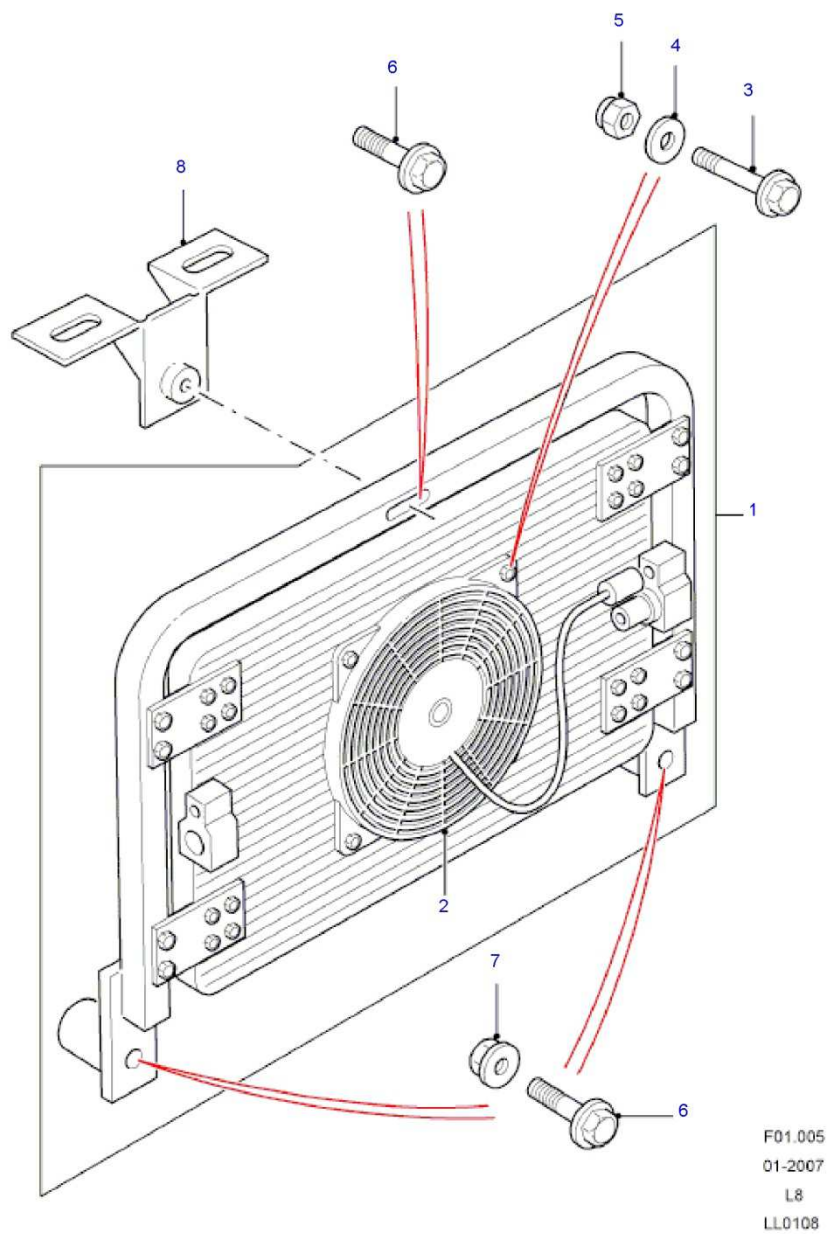
---



With compliments from ,

Catalogue: Defender 2007-

Section: F01.005 CONDENSER ASSEMBLY (WITH MANUAL AIR CONDITIONING FROM (V)7A000001)



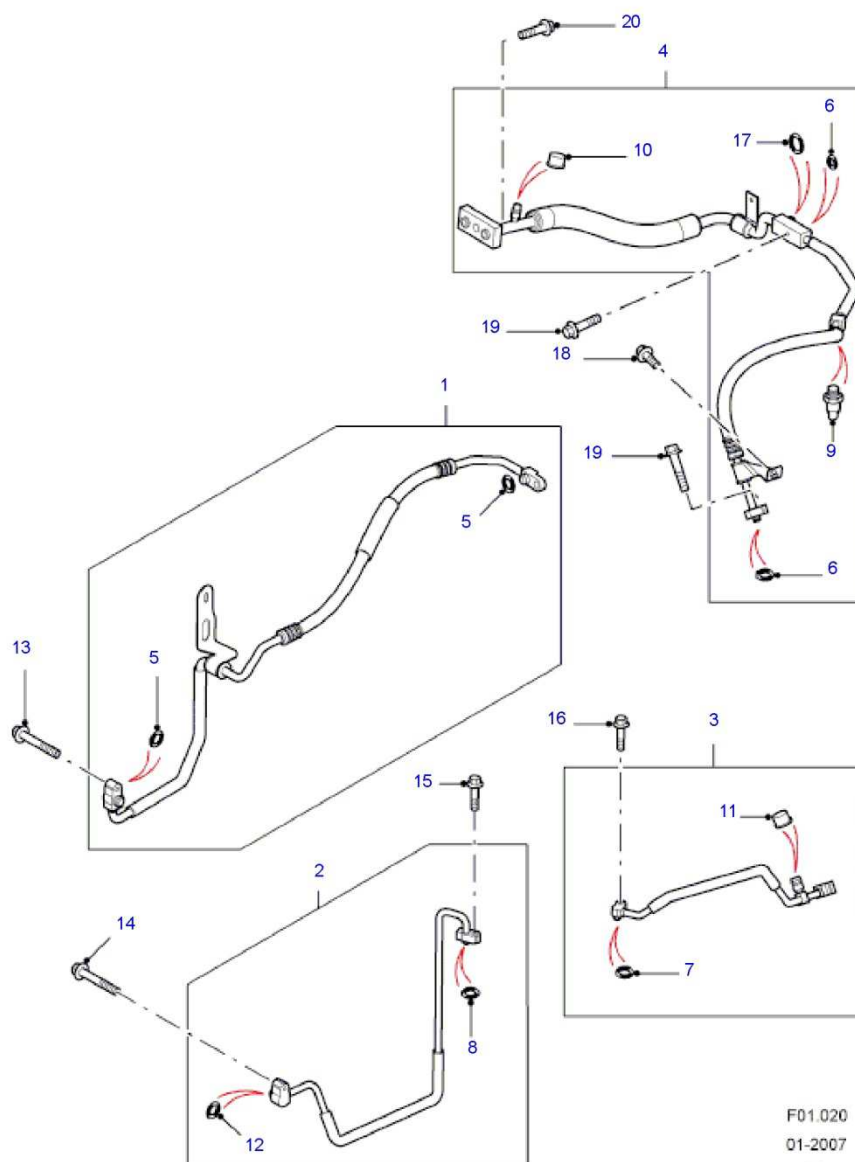
© 2004 - 2012 Infomedia Ltd and its licensors.

Callout	Description	Qty	OSI	From	To		E	Number
1	CONDENSER/FAN & FRAME ASSEMBLY \$	1	Y		(V)AA999999			JRB000051
1	CONDENSER/FAN & FRAME ASSEMBLY \$	1	-	(V)BA000001				LR025985
2	FAN ASSEMBLY-CONDENSER \$	1	-					JRP105080
3	SCREW, HEXAGONAL HEAD, M6 X 30 \$	4	-					SH106301L
4	WASHER \$	4	-					WJ600041L
5	NUT - HEX., M6, HEXAGONAL HEAD, NYLOC \$	4	-					FY106046
6	BOLT, FLANGED HEAD, M8 X 40 \$	3	-					FB108087
7	NUT-FLANGE, M8, FLANGE \$	2	Y					FX108047L
8	BRACKET-TOP MOUNTING CONDENSER \$	1	-					JRF100410

With compliments from ,

Catalogue: Defender 2007-

Section: F01.020 AIR CONDITIONING - PIPES & HOSES (WITH MANUAL AIR CONDITIONING FROM (V)7A000001)



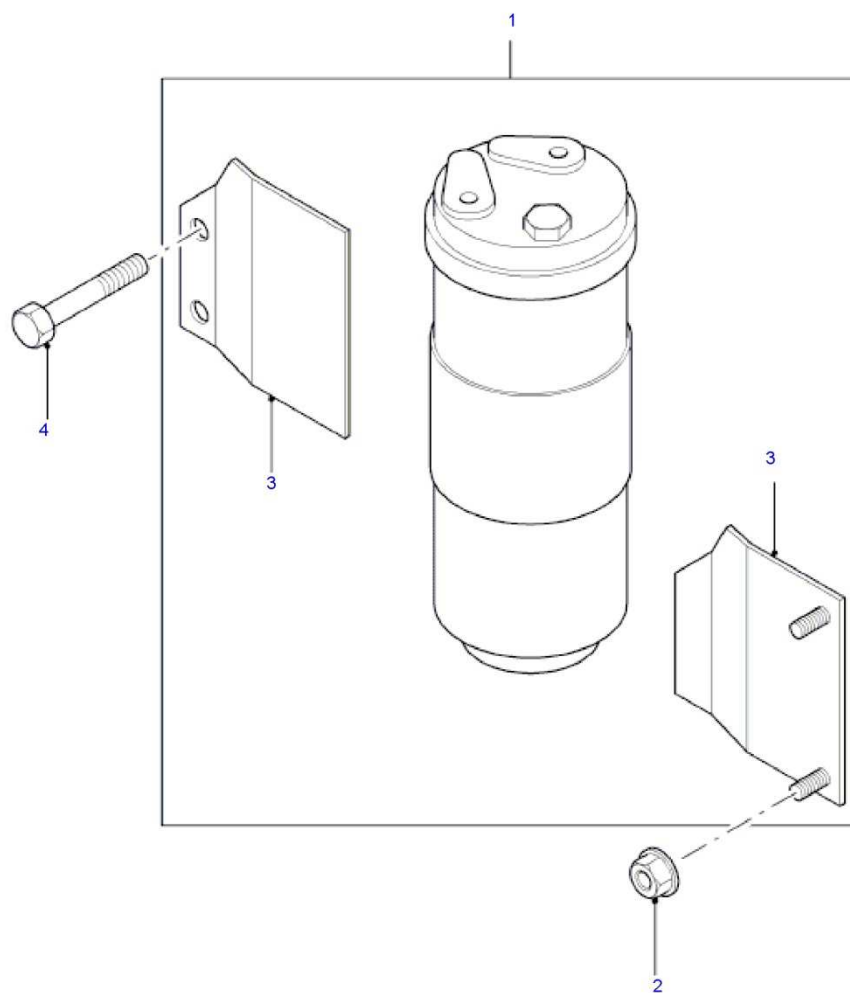
F01.020  
01-2007  
L8  
LL0114

Callout	Description	Qty	OSI	From	To	E	Number
1	HOSE-COMPRESSOR/CONDENSER AIR CONDITIONING \$	1	-				JUF500340
2	PIPE-CONDENSER/RECEIVER DRYER \$	1	Y		(V)BA999999		JUE501120
2	PIPE-CONDENSER/RECEIVER DRYER \$	1	-	(V)CA000001			LR031368
3	PIPE-RECEIVER DRY/EVAPORATOR AIR CONDITIONING \$	1	-				JUE501020
4	PIPE-EVAPORATOR/COMPRESSOR AIR CONDITIONING \$	1	-		(V)BA999999		JUF500320
4	PIPE-EVAPORATOR/COMPRESSOR AIR CONDITIONING \$	1	-	(V)CA000001	(V)CA444443		LR029652
4	PIPE-EVAPORATOR/COMPRESSOR AIR CONDITIONING \$	1	-	(V)CA444444			LR036357
5	O RING AIR CONDITIONING \$	2	-				JUU500120
6	O RING AIR CONDITIONING \$	2	-				JUU500130
7	O RING AIR CONDITIONING \$	1	-				JUU500130
8	O RING AIR CONDITIONING \$	1	-				JUU500130
9	SWITCH, PRESSURE REGULATOR CONTROL \$	1	-		(V)BA999999		JTE500030
9	SWITCH, PRESSURE REGULATOR CONTROL \$	1	-	(V)CA000001			LR038034
10	CAP \$	1	-				JUS500060
11	CAP \$	1	-				JUS500070
12	O RING AIR CONDITIONING \$	1	-				JUU500120
13	BOLT - FLANGED HEX., M6 X 40 \$	1	-				FB106086
14	BOLT - FLANGED HEX., M6 X 40 \$	1	-				FB106086
15	BOLT - FLANGED HEX., M6 X 25MM \$	1	Y				FS106256
16	BOLT - FLANGED HEX., M6 X 25MM \$	1	Y				FS106256
17	O RING AIR CONDITIONING \$	1	-				JUU500160
18	BOLT - FLANGED HEX., M6 X 16 \$	1	-				FS106166
19	BOLT - FLANGED HEX., M6 X 30 \$	1	-				FB106066
20	BOLT - FLANGED HEX., M10X40 \$	1	-				FB110086

With compliments from ,

Catalogue: Defender 2007-

Section: F01.025 RECEIVER DRYER (WITH MANUAL AIR CONDITIONING FROM (V)7A000001)



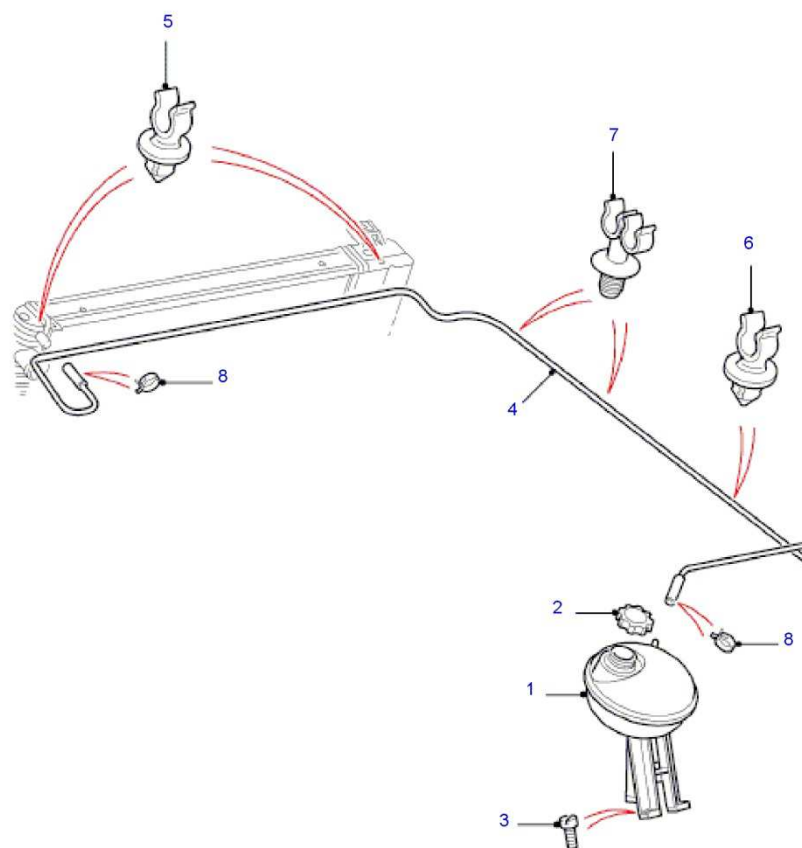
F01.025  
01-2007  
L8  
LL0106

Callout	Description	Qty	OSI	From	To	E	Number
1	RECIEVER DRYER ASSEMBLY-AIR CON \$	1	-				JRJ000020
2	NUT-FLANGE-PREVAILING TORQUE, M6, RHD \$	2	Y				FX106047L
3	BRACKET \$	1	-				JRF100420
4	BOLT-FLANGED HEAD, M10 X 100, LHD \$	2	-		(V)7A742808		FB110201L
4	BOLT-FLANGED HEAD, M10 X 100, LHD \$	2	-	(V)7A742809			FB110206

With compliments from ,

Catalogue: Defender 2007-

Section: F02.005 EXPANSION TANK (FROM (V)7A000001)



F02.005  
01-2007  
L8  
LL0117

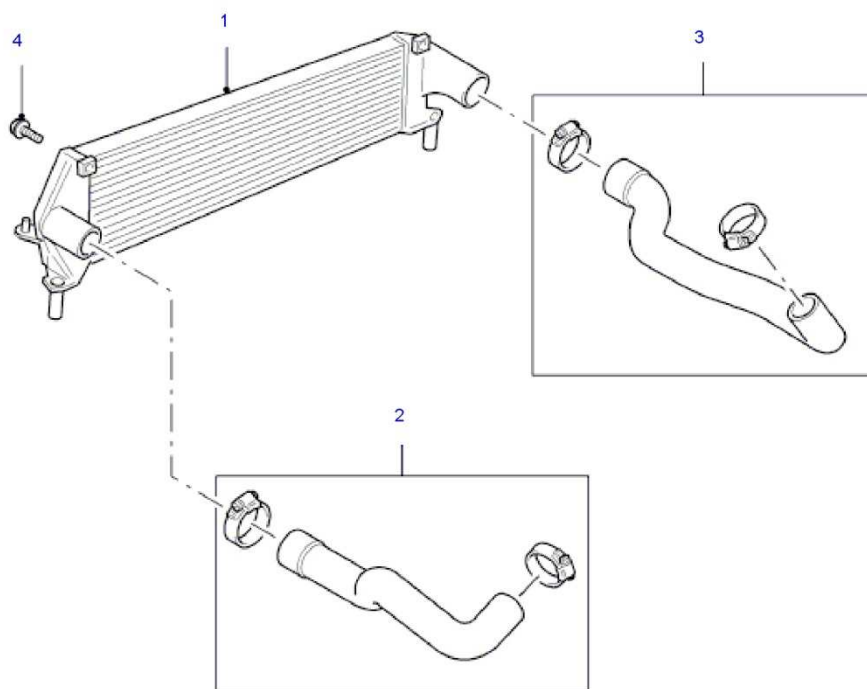


Callout	Description	Qty	OSI	From	To	E	Number
1	TANK-COOLING SYSTEM EXPANSION \$	1	-				PCF101530
2	CAP-EXPANSION TANK PRESSURE \$	1	-				PCD100160
3	SCREW-FLANGED HEAD, M6 X 16MM, FLANGED HEAD \$	1	-				FS106166
4	HOSE - SUPPLY TANK TO RADIATOR \$	1	Y		(V)BA999999		PCH116751
4	HOSE - SUPPLY TANK TO RADIATOR \$	1	Y	(V)CA000001	(V)CA444443		LR032391
4	HOSE - SUPPLY TANK TO RADIATOR \$	1	-	(V)CA444444			LR037957
5	CLIP \$	2	-				MXC1848
6	CLIP \$	1	-				MXC1848
7	CLIP \$	2	-				JHD500030
8	CLIP-HOSE \$	2	Y				QYC100230

With compliments from ,

Catalogue: Defender 2007-

Section: F02.010 INTERCOOLER HOSES (FROM (V)7A000001 TO (V)BA999999)



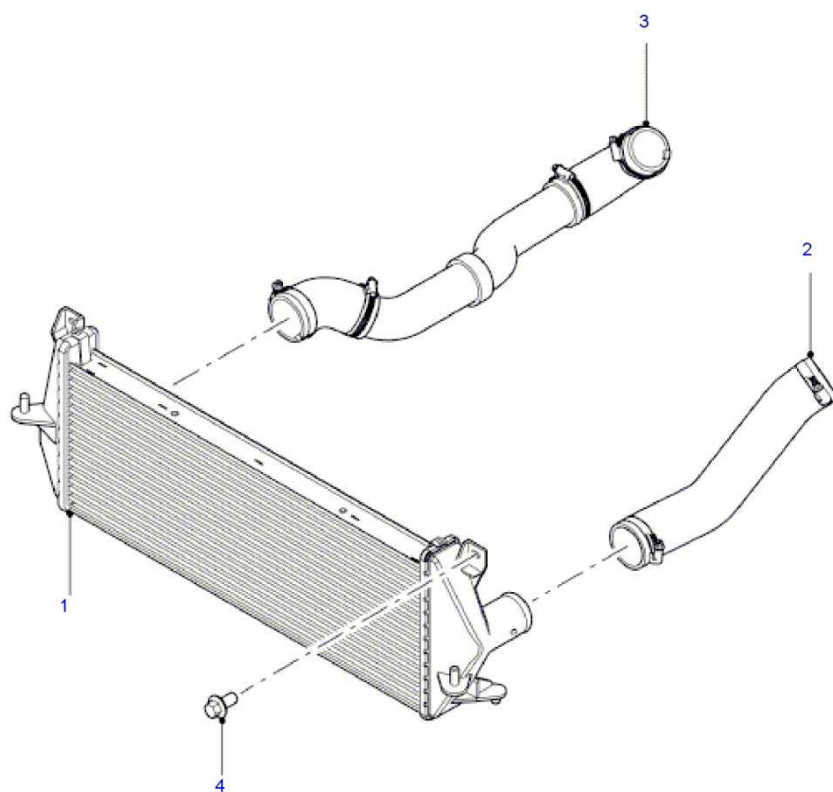
F02.010  
01-2007  
L8  
LL0118

Callout	Description	Qty	OSI	From	To	E	Number
1	INTERCOOLER-TURBOCHARGER AIR \$	1	Y		(V)9A777776		PCM500020
1	INTERCOOLER-TURBOCHARGER AIR \$	1	-	(V)9A777777			LR017950
2	HOSE, INTERCOOLER \$	1	-				PNH500660
3	HOSE, INTERCOOLER \$	1	-				PNH500670
4	BOLT, M8 X 16 \$	2	-				FS108166

With compliments from ,

Catalogue: Defender 2007-

Section: F02.011 INTERCOOLER HOSES (FROM (V)CA000001)



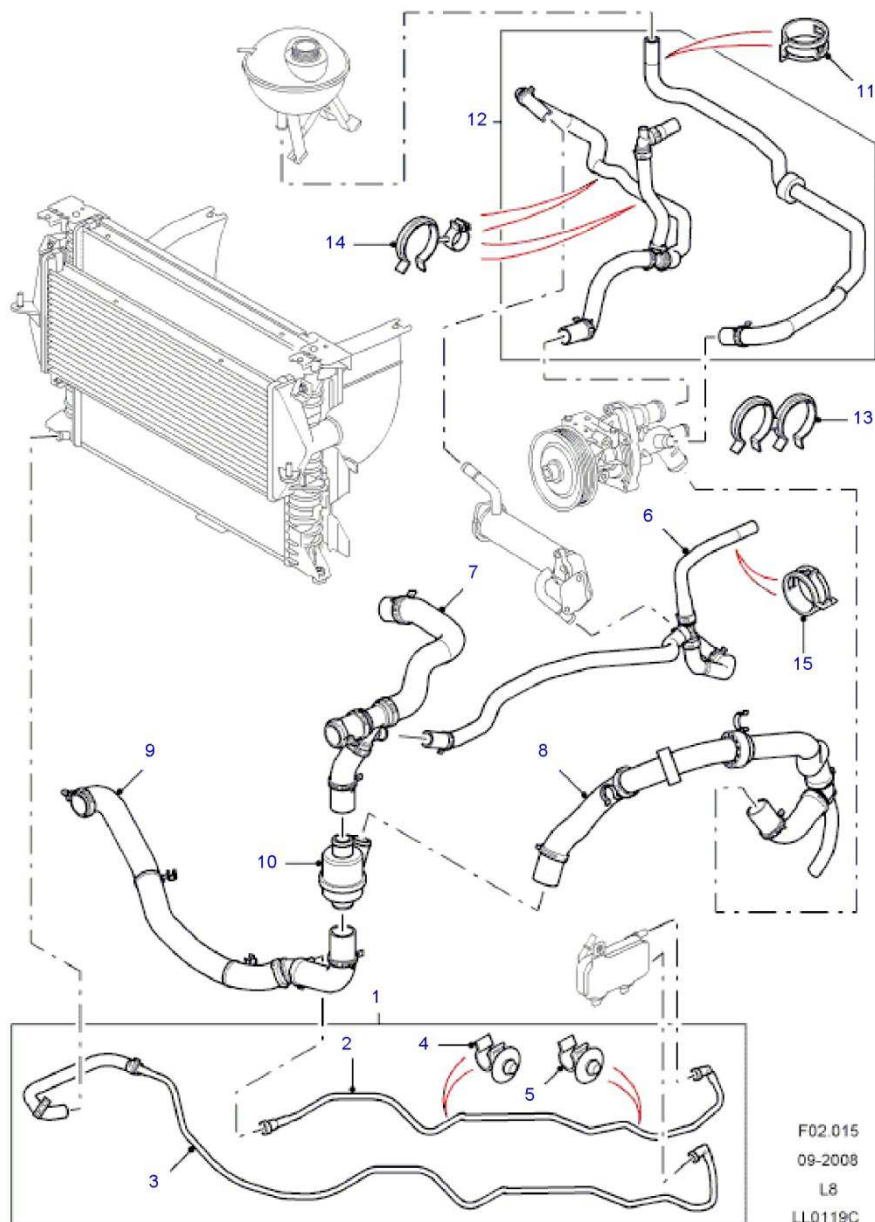
F02.011  
09-2011  
L8  
L8F02011

Callout	Description	Qty	OSI	From	To		E	Number
1	INTERCOOLER-TURBOCHARGER AIR \$	1	-					LR017950
2	HOSE - COOLING SYSTEM, ENGINE TO INTERCOOLER \$	1	-					LR029650
3	HOSE - COOLING SYSTEM, INTERCOOLER TO TURBOCHARGER \$	1	-		(V)CA412050			LR029651
3	HOSE - COOLING SYSTEM, INTERCOOLER TO TURBOCHARGER \$	1	-	(V)CA412051				LR044441
4	BOLT, M8 X 16 \$	2	-					FS108166

With compliments from ,

Catalogue: Defender 2007-

Section: F02.015 RADIATOR HOSES (FROM (V)7A000001 TO (V)BA999999)



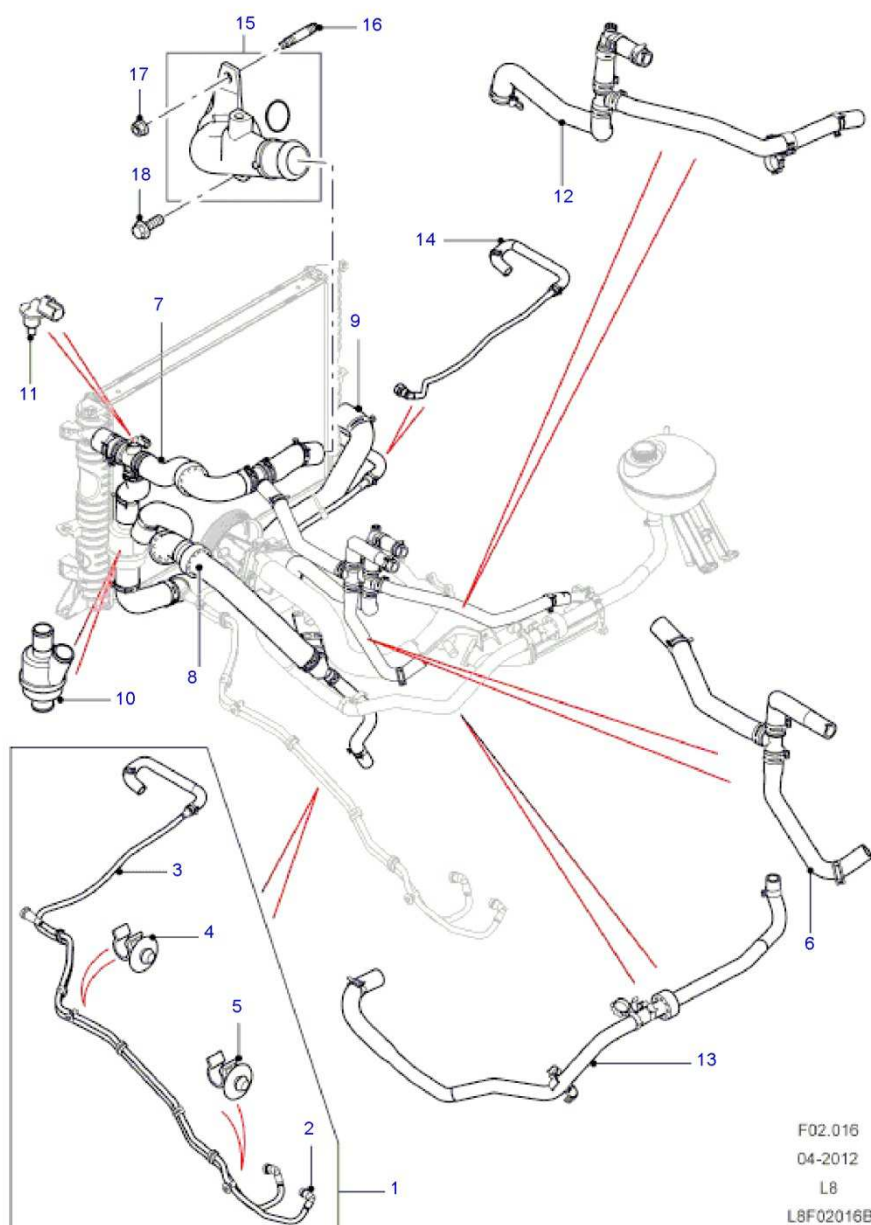
© 2004 - 2012 Infomedia Ltd and its licensors.

Callout	Description	Qty	OSI	From	To		E	Number
1	HOSE, FEED \$	1	Y		(V)8A757889			PEH500460
1	HOSE, FEED \$	1	-	(V)8A757890				PEH500480
2	HOSE, SERVICED IN ASSEMBLY ONLY, INLET \$	1	-					NLA
3	HOSE, SERVICED IN ASSEMBLY ONLY, OUTLET \$	1	-					NLA
4	CLIP - HOSE \$	2	Y					PEK500240
5	CLIP - HOSE \$	2	Y					PEK500260
6	HOSE, HEATER INLET \$	1	-					JHB501780
7	HOSE, RADIATOR TOP COOLANT \$	1	-					PCH503300
8	HOSE, THERMOSTAT TO COOLANT PIPE \$	1	-					PEH500410
9	HOSE, RADIATOR TO THERMOSTAT \$	1	Y		(V)7A748565			PCH503230
9	HOSE, RADIATOR TO THERMOSTAT \$	1	-	(V)7A748566				PCH503290
10	HOUSING - THERMOSTAT \$	1	Y					PEM100990K
10	HOUSING - THERMOSTAT \$	1	-					PEM100990
11	CLAMP - HOSE \$	2	-					PYC102030
12	HOSE, HEATER OUTLET \$	1	-					JHC500150
13	CLIP - HOSE \$	1	-					JHD500010
14	CLIP - HOSE \$	2	-					JHD500020
15	CLAMP - HOSE \$	2	-					PYC102030

With compliments from ,

Catalogue: Defender 2007-

Section: F02.016 RADIATOR HOSES (FROM (V)CA000001)



F02.016  
04-2012  
L8  
L8F02016B

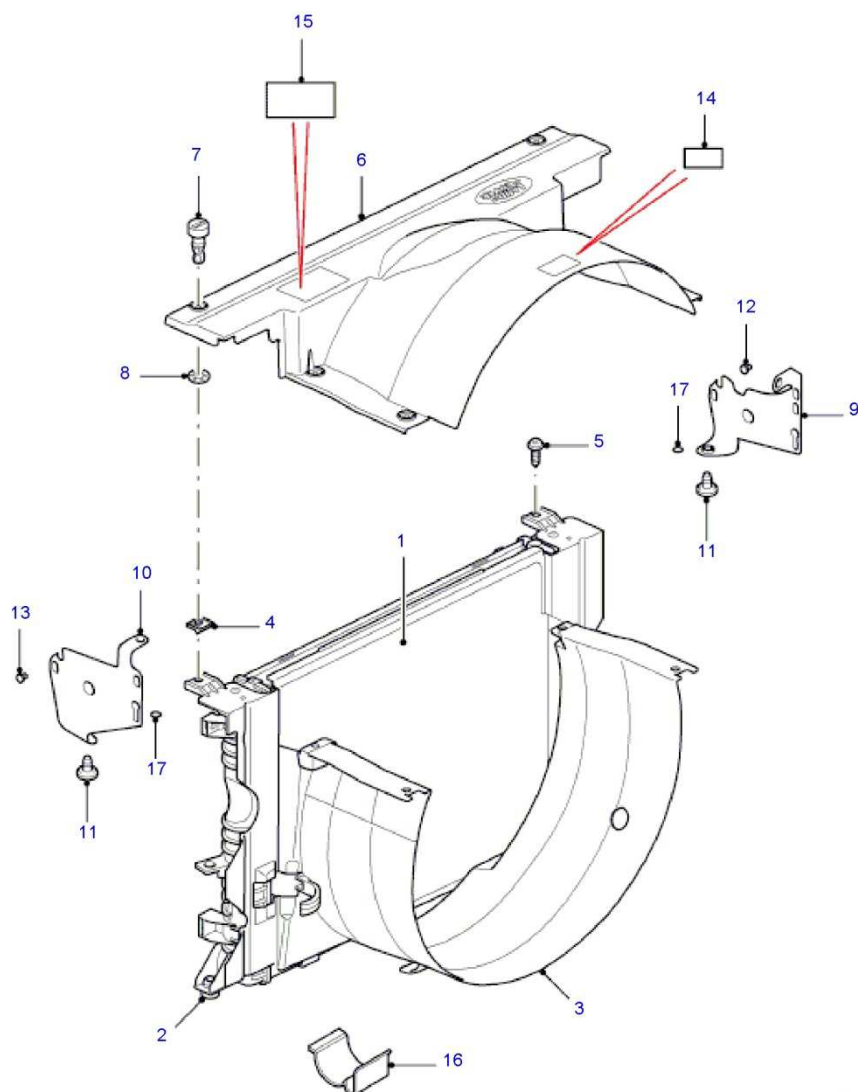


Callout	Description	Qty	OSI	From	To		E	Number
1	HOSE, FEED, (EU2 OR EURO STAGE 4 EMISSIONS) \$	1	-					PEH500480
2	HOSE, SERVICED IN ASSEMBLY ONLY, INLET \$	1	-					NLA
3	HOSE, SERVICED IN ASSEMBLY ONLY, OUTLET \$	1	-					NLA
4	CLIP - HOSE \$	2	Y					PEK500240
5	CLIP - HOSE \$	2	Y					PEK500260
6	HOSE, HEATER INLET \$	1	-		(V)CA455554			LR029646
6	HOSE, HEATER INLET \$	1	-	(V)CA455555				LR036401
7	HOSE, RADIATOR TOP COOLANT \$	1	-		(V)CA555554			LR032207
7	HOSE, RADIATOR TOP COOLANT \$	1	-	(V)CA555555				LR038062
8	HOSE, THERMOSTAT TO COOLANT PIPE \$	1	Y		(V)CA555554			LR032208
8	HOSE, THERMOSTAT TO COOLANT PIPE \$	1	Y	(V)CA555555	(V)CA566665			LR038063
8	HOSE, THERMOSTAT TO COOLANT PIPE \$	1	-	(V)CA566666				LR038677
9	HOSE, RADIATOR TO THERMOSTAT \$	1	-					PCH503290
10	HOUSING - THERMOSTAT \$	1	-					PEM100990
11	SENSOR - ENGINE COOLANT TEMPERATURE \$	1	-					4346360
12	HOSE, HEATER OUTLET \$	1	-		(V)CA455554			LR029645
12	HOSE, HEATER OUTLET \$	1	Y	(V)CA455555	(V)CA555554			LR036398
12	HOSE, HEATER OUTLET \$	1	-	(V)CA555555				LR037392
13	HOSE - HEATER TO WATER PUMP \$	1	-		(V)CA415554			LR029649
13	HOSE - HEATER TO WATER PUMP \$	1	Y	(V)CA415555	(V)CA444443			LR036407
13	HOSE - HEATER TO WATER PUMP \$	1	-	(V)CA444444				LR041310
14	HOSE, STAGE V PLUS DPF \$	1	-					LR038742
15	CONNECTION - WATER \$	1	-					LR029946
16	STUD - SPECIAL, M8 X 17 + M8 X 21 \$	1	-					LR004356
17	NUT, M8 X 1.25 \$	1	-					FN108042
18	SCREW, M8 X 25 \$	2	-					FS108256

With compliments from ,

Catalogue: Defender 2007-

Section: F02.020 RADIATOR (FROM (V)7A000001)



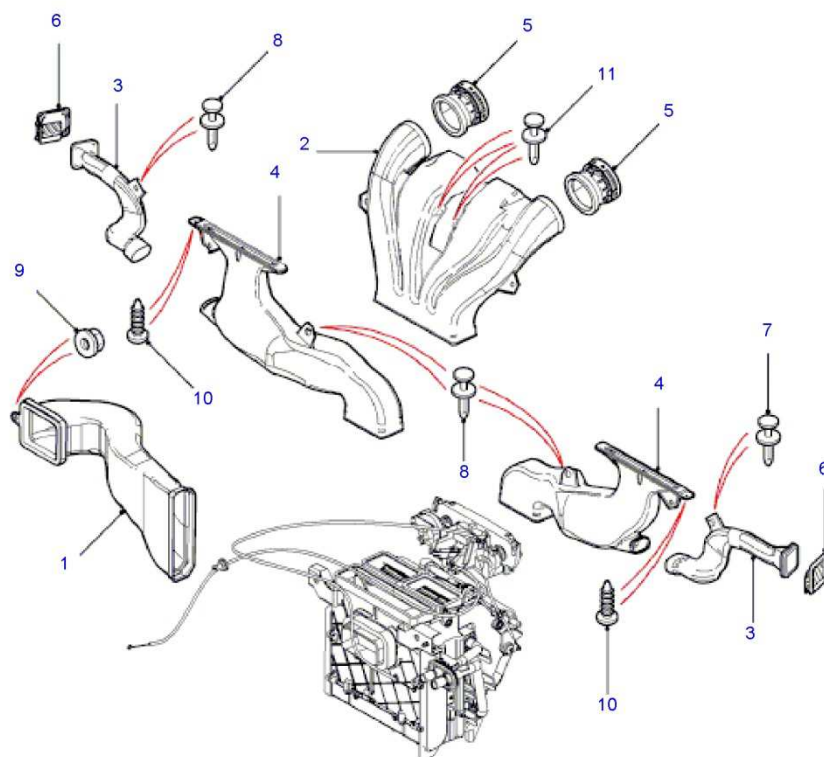
F02.020  
08-2007  
L8  
LL0120B

Callout	Description	Qty	DSI	From	To	E	Number
1	RADIATOR-COOLING SYSTEM \$	1	-				PCC001020
2	MOUNTING-RUBBER \$	2	-				PCG100300
3	COWL-COOLING SYSTEM FAN, LOWER \$	1	Y		(V)BA555554		PGK500450
3	COWL-COOLING SYSTEM FAN, LOWER \$	1	-	(V)BA555555			PGK500480
4	FASTENER-DZUS, FEMALE \$	6	Y				ANR6462
5	SCREW-SELF TAPPING \$	2	-				PYP100550
6	COWL-COOLING SYSTEM FAN, UPPER \$	1	-				PGK500440
7	FASTENER-DZUS, MALE \$	6	-				ANR6461
8	WASHER-PLASTIC, RETAINING \$	6	-				PYF100830
9	BRACKET-RADIATOR MOUNTING, RH \$	1	-				PCU103780
10	BRACKET-RADIATOR MOUNTING, LH \$	1	-				PCU103790
11	MOUNT-RADIATOR RUBBER \$	2	-				PCG100330
12	BOLT - HEX.HEAD, M6 X 20MM, FLANGED HEAD \$	2	-				FS106206
13	BOLT - HEX.HEAD, M6 X 20MM, FLANGED HEAD \$	2	-				FS106206
14	DECAL, RADIATOR WARNING DECAL ONR \$	1	-				PAK100270
15	DECAL, AIR CON WARNING LABEL - AIR CONDITIONING, LESS SPECIAL LANGUAGE LABEL \$	1	-		(V)CA999999		BAC501460
15	DECAL, AIR CON WARNING LABEL - AIR CONDITIONING, LESS SPECIAL LANGUAGE LABEL \$	1	-	(V)DA000001			LR044450
15	DECAL, AIR CON WARNING LABEL - AIR CONDITIONING, WITH CHINESE LANGUAGE LABEL \$	1	-		(V)CA999999		LR019662
15	DECAL, AIR CON WARNING LABEL - AIR CONDITIONING, WITH CHINESE LANGUAGE LABEL \$	1	-	(V)DA000001			LR044448
15	DECAL, AIR CON WARNING LABEL - AIR CONDITIONING, RUSSIAN LANGUAGE LABEL \$	1	-		(V)CA999999		LR023476
15	DECAL, AIR CON WARNING LABEL - AIR CONDITIONING, RUSSIAN LANGUAGE LABEL \$	1	-	(V)DA000001			LR044449
16	CLIP PLASTIC \$	2	-				PYC102200
17	RING \$	2	Y				AFU3112

With compliments from ,

Catalogue: Defender 2007-

Section: F03.005 AIR VENTS, LOUVRES AND DUCTS (FROM (V)7A000001)



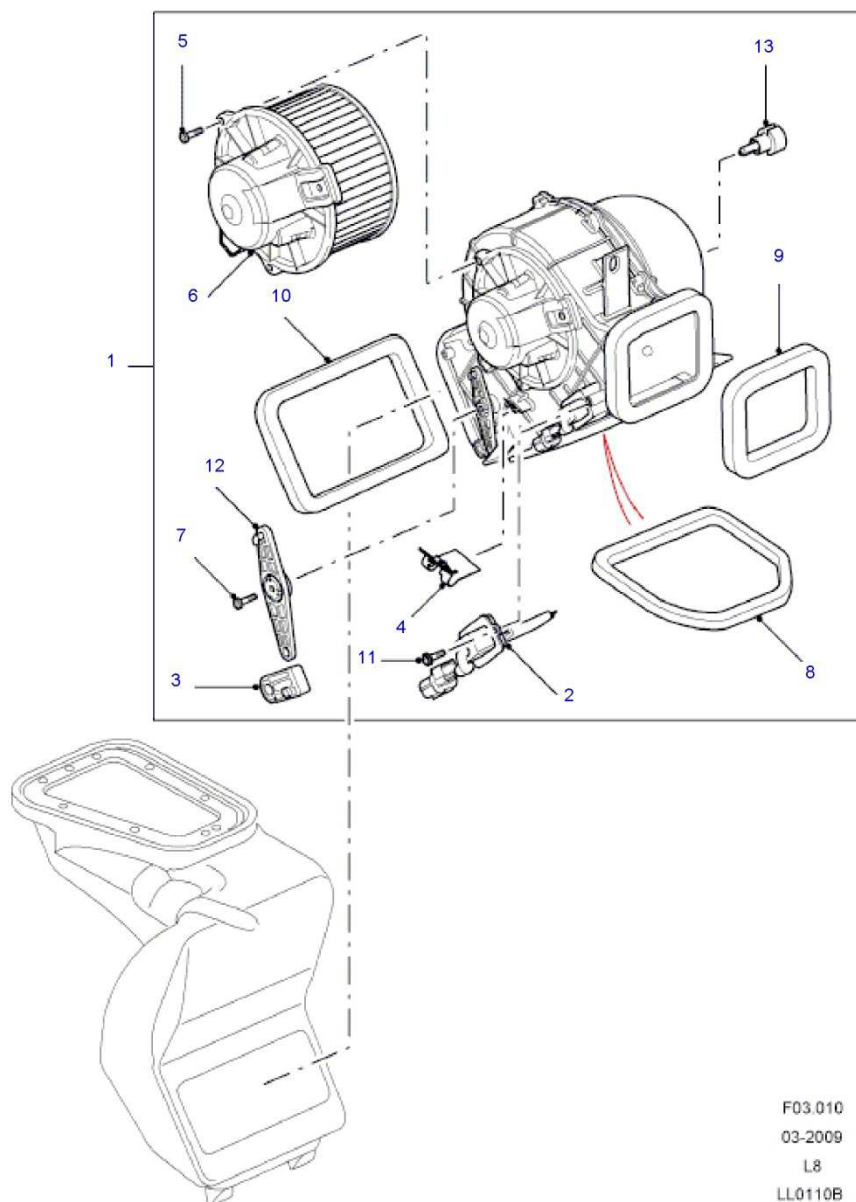
F03.005  
01-2007  
L8  
LL0115

Callout	Description	Qty	OSI	From	To	E	Number
1	DUCT - AIR, HEATER INLET, RHD \$	1	-				JER500010
1	DUCT - AIR, HEATER INLET, LHD \$	1	-				JER500020
2	DUCT - AIR, FACE VENT DUCT \$	1	-				JBB500340
3	DUCT - AIR, RH, OUTLET, SIDE, DEMIST \$	1	-		(V)7A747579		JKC500140
3	DUCT - AIR, RH, OUTLET, SIDE, DEMIST \$	1	-	(V)7A747580			JKC500200
3	DUCT - AIR, LH, OUTLET, SIDE, DEMIST \$	1	-		(V)7A747579		JKC500150
3	DUCT - AIR, LH, OUTLET, SIDE, DEMIST \$	1	-	(V)7A747580			JKC500210
4	DUCT - AIR, RH, INLET, WINDSCREEN \$	1	-				JKC500180
4	DUCT - AIR, LH, INLET, WINDSCREEN \$	1	-				JKC500190
5	LOUVRE - VENT AIR \$	2	Y		(V)9A999999		LR010172
5	LOUVRE - VENT AIR \$	2	-	(V)AA000001			LR021680
6	BEZEL - VENT AIR LOUVRE, RH \$	1	-		(V)7A747879		JCC500100PUY
6	BEZEL - VENT AIR LOUVRE, RH \$	1	-	(V)7A747580			JCC500120PUY
6	BEZEL - VENT AIR LOUVRE, LH \$	1	-		(V)7A747579		JCC500110PUY
6	BEZEL - VENT AIR LOUVRE, LH \$	1	-	(V)7A747580			JCC500130PUY
7	RIVET - SPECIAL \$	2	-				DYQ100230
8	RIVET - SPECIAL \$	2	-				DYQ100230
9	NUT - HEX. - SELF-LOCKING \$	1	-				JYH500010
10	SCREW \$	2	-				DA606054
11	RIVET - PLASTIC \$	2	-				DYQ100230

With compliments from ,

Catalogue: Defender 2007-

Section: F03.010 BLOWER ASSEMBLY (FROM (V)7A000001)

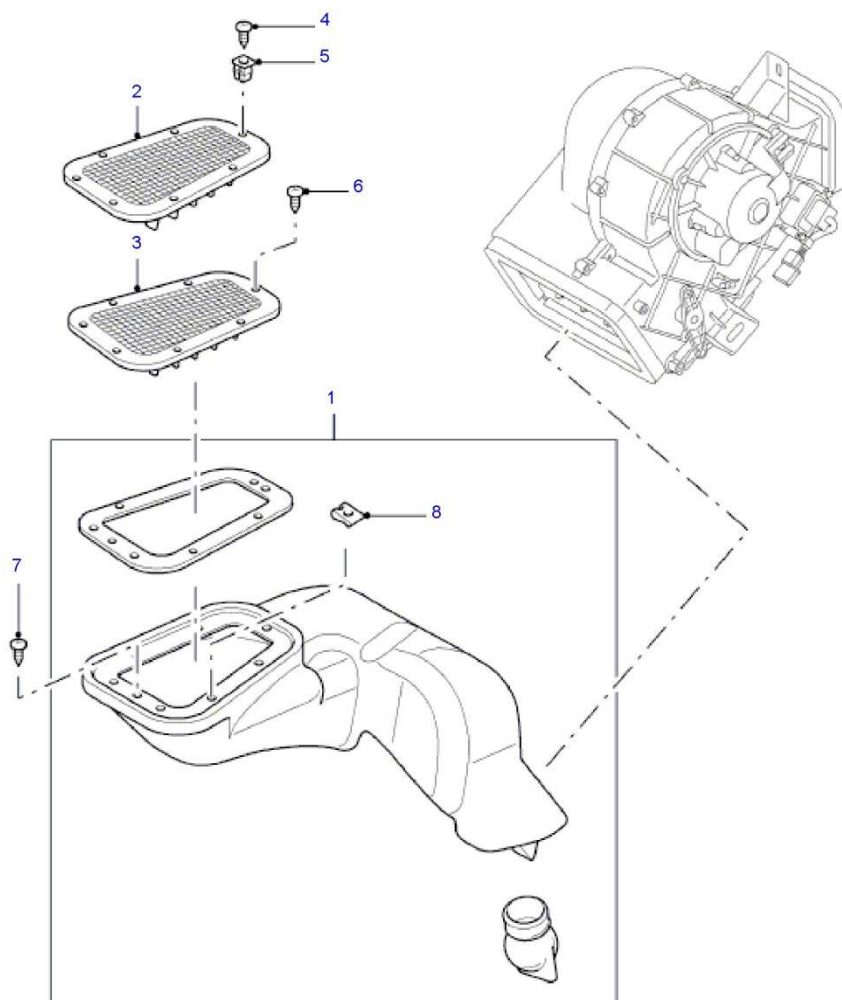


F03.010  
03-2009  
L8  
LL0110B

Callout	Description	Qty	OSI	From	To		E	Number
1	BLOWER \$	1	Y					JGB500060
2	RESISTOR \$	1	-					JGM500020
3	LEVER - CONTROL \$	1	-					JGQ500050
4	CLIP \$	1	-					JYC500090
5	SCREW \$	3	-					JYP500090
6	MOTOR - HEATER BLOWER \$	1	-					JGB500050
7	SCREW \$	1	-					JYP500100
8	SEAL \$	1	-					JZB500100
9	SEAL \$		-					JZB500070
10	SEAL \$		-					JZB500080
11	SCREW \$	2	-					JYP500080
12	LEVER - CONTROL \$	1	-					JFQ500010
13	SEAL - SPECIAL \$	1	-					JZB500090

With compliments from ,  
Catalogue: Defender 2007-  
Section: F03.015 DUCT ASSEMBLY (FROM (V)7A000001)

---

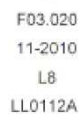


F03.015  
03-2009  
L8  
LL0116A



Callout	Description	Qty	OSI	From	To	E	Number
1	DUCT - AIR, RHD \$	1	-				JVD500080
1	DUCT - AIR, LHD \$	1	-				JVD500100
2	PLATE - BLANKING, LH, LHD \$	1	-				AWR2217
2	PLATE - BLANKING, RH, RHD \$	1	-				AWR2216
3	GRILLE, LH, RHD \$	1	-				AWR2215
3	GRILLE, RH, LHD \$	1	-				AWR2214
4	SCREW, NO 8 X 1, STAINLESS STEEL, AIR VENT, TOP \$	14	-				AB608088
5	NUT \$	14	-				RTC3745
6	SCREW, NO 8 X 1, STAINLESS STEEL, AIR VENT, TOP \$	14	-				AB608088
7	SCREW - SELF-TAPPING \$	4	-				AC608044
8	CLIP \$	7	-				AJ608041

Section: F03.020 HEATER/AIR COND.ASSY AND COMPONENTS (FROM (V)7A000001)



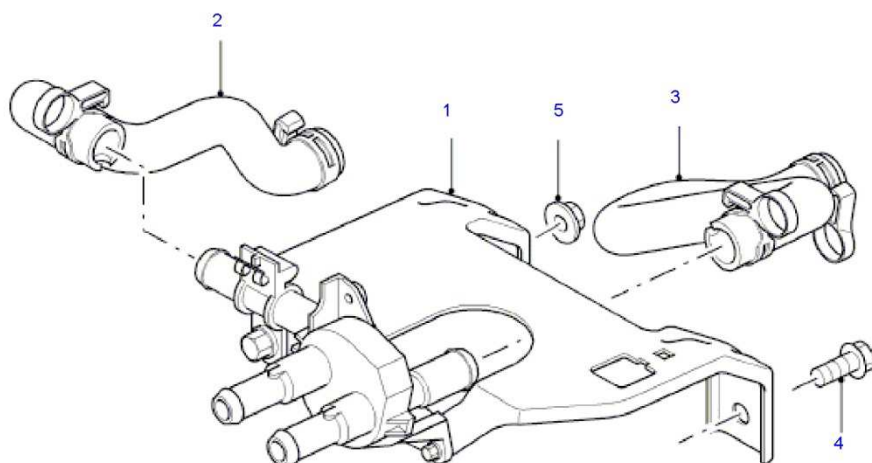
580

Callout	Description	Qty	OSI	From	To	E	Number
1	HEATER CONTROL \$	1	-				JFC500840
2	KNOB - HEATER CONTROL, TEMPERATURE CONTROL \$	1	-				JFD500060
3	KNOB - HEATER CONTROL, MODE CONTROL \$	1	-				JFD500060
4	CABLE - HEATER, DEMISTER \$	1	-				JFF500030
5	CABLE - HEATER, FOOT \$	1	-				JFF500040
6	CABLE - HEATER, RECIRCULATION, RHD \$	1	Y		(V)7A748107		JFF500050
6	CABLE - HEATER, RECIRCULATION, RHD \$	1	-	(V)7A748108			JFF500080
6	CABLE - HEATER, RECIRCULATION, LHD \$	1	Y		(V)9A999999		JFF500090
6	CABLE - HEATER, RECIRCULATION, LHD \$	1	-	(V)AA000001			LR020950
7	CABLE - HEATER, TEMPERATURE CONTROL \$	1	Y		(V)7A748107		JFF500070
7	CABLE - HEATER, TEMPERATURE CONTROL \$	1	Y	(V)7A748108	(V)9A999999		JFF500100
7	CABLE - HEATER, TEMPERATURE CONTROL \$	1	-	(V)AA000001			LR020951
8	SCREW - SELF-TAPPING \$	4	-				DA606054
9	CLIP - CABLE \$	2	-				JYC500070
10	CLIP - CABLE \$	4	-				JYC500080
11	CLIP - CABLE \$	X	-		(V)7A735841		YQR500260

With compliments from ,

Catalogue: Defender 2007-

Section: F03.030 HEATER PIPES AND VALVE ASSEMBLY (FROM (V)7A000001)



F03.030  
01-2007  
L8  
LL0113A

Callout	Description	Qty	OSI	From	To		E	Number
1	VALVE \$	1	-					JQD500080
2	HOSE - OUTLET \$	1	Y		(V)BA823579			JHC500070
2	HOSE - OUTLET \$	1	-	(V)BA823580				LR028380
3	HOSE - INLET \$	1	-					JHB501640
4	BOLT, M8 X 25 \$	1	-					FS108256
5	NUT \$	1	-					RYH500290



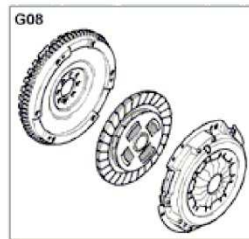
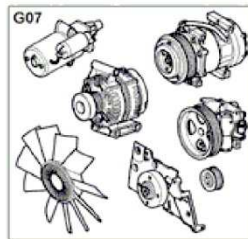
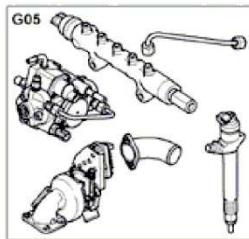
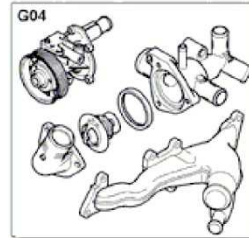
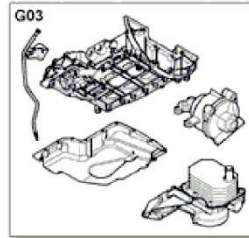
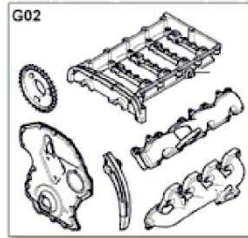
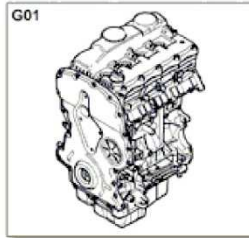






With compliments from ,  
Catalogue: Defender 2007-  
Section: GRAPHIC INDEX

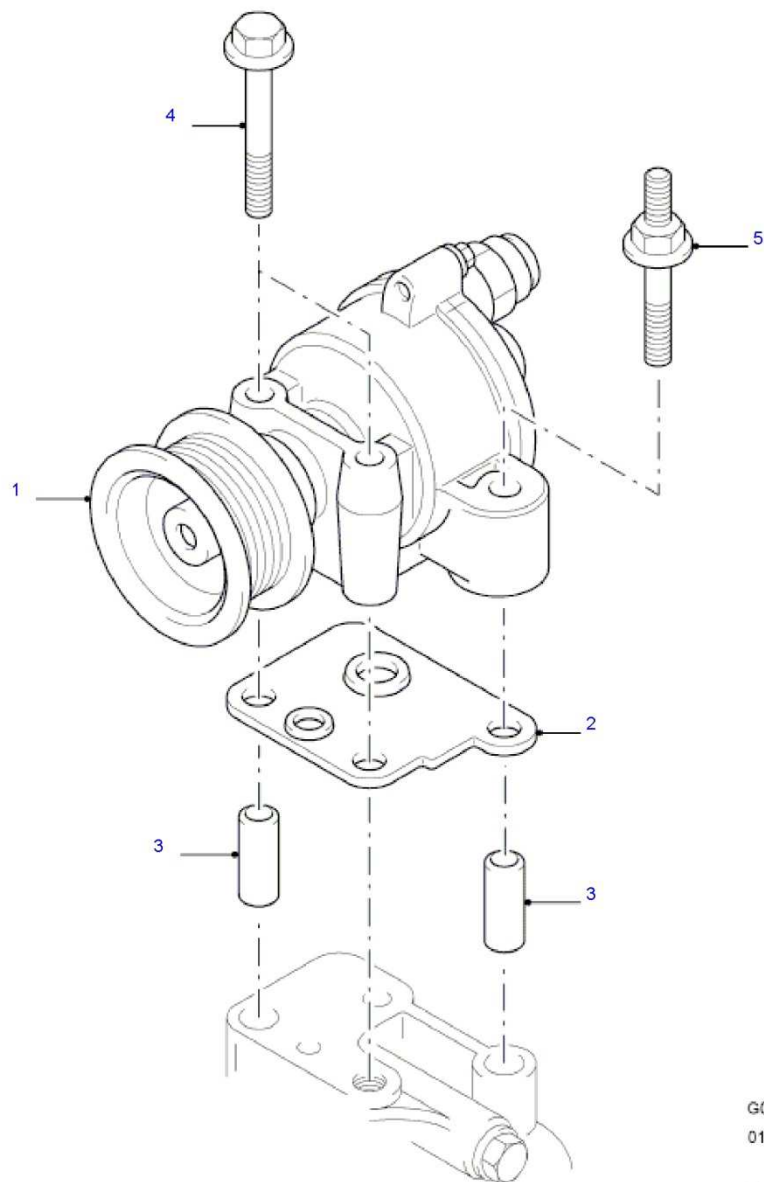
---



With compliments from ,

Catalogue: Defender 2007-

Section: G01.005 VACUUM PUMP (2.4L DURATORQ-TDCI HPCR(140PS)-PUMA FROM (V)7A000001 TO (V)BA999999)



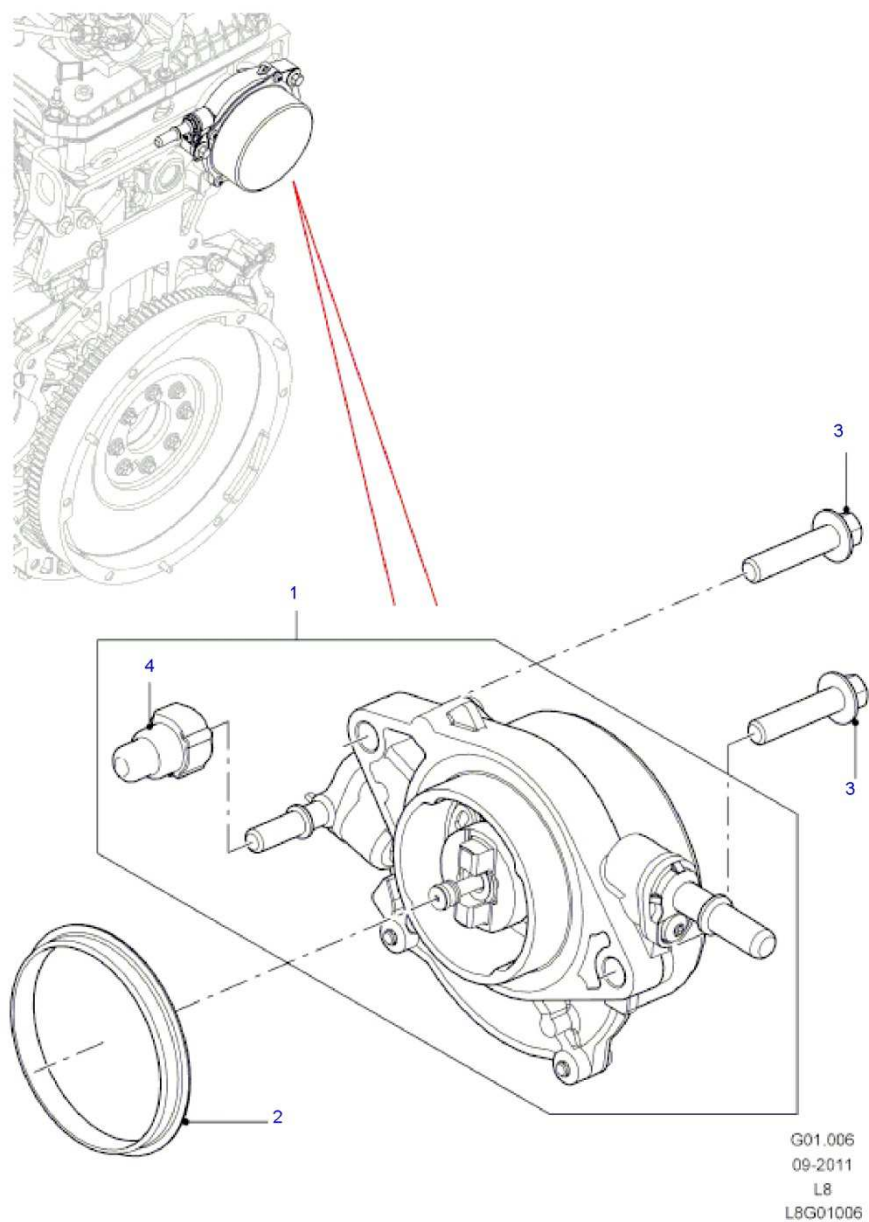
G01.005  
01-2007  
L8  
LB0176

Callout	Description	Qty	OSI	From	To		E	Number
1	PUMP - VACUUM \$	1	Y		(V)7A999999			LR012183
1	PUMP - VACUUM \$	1	-	(V)8A000001				LR014973
2	GASKET \$	1	-					LR004381
3	DOWEL, 11 X 11 \$	2	-					LR004374
4	BOLT - HEX.HEAD, M8 X 75MM \$	2	-					LR004315
5	STUD, M8 X 60MM \$	1	-					LR004351

With compliments from ,

Catalogue: Defender 2007-

Section: G01.006 VACUUM PUMP (2.2L 16V TC I4 DSL 122PS PUMA FROM (V)CA000001)



© 2004 - 2012 Infomedia Ltd and its licensors.

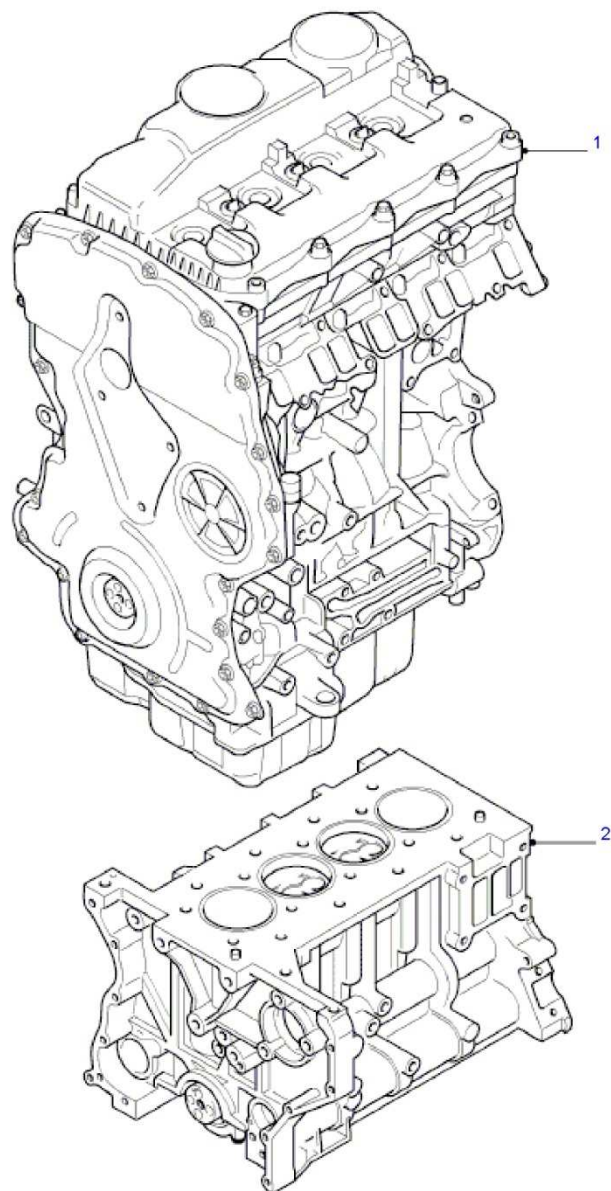
Callout	Description	Qty	DSI	From	To		E	Number
1	PUMP - VACUUM \$	1	-					LR029681
2	SEAL, VACUUM PUMP TO HEAD \$	1	-		(V)CA425424			LR022162
2	SEAL, VACUUM PUMP TO HEAD \$	1	-	(V)CA425425				LR044088
3	BOLT, M8 X 35MM, VACUUM PUMP TO HEAD \$	2	-					4469260
4	CAP - VACUUM PUMP \$	1	-					LR029692

With compliments from ,

Catalogue: Defender 2007-

Section: G01.010 SERVICE ENGINE (2.4L DURATORQ-TDCI HPCR(140PS)-PUMA FROM (V)7A000001 TO (V)BA999999)

---



G01.010  
01-2007  
L8  
LB0169

© 2004 - 2012 Infomedia Ltd and its licensors.

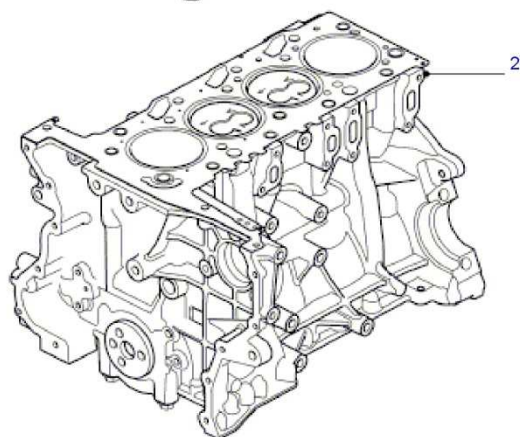
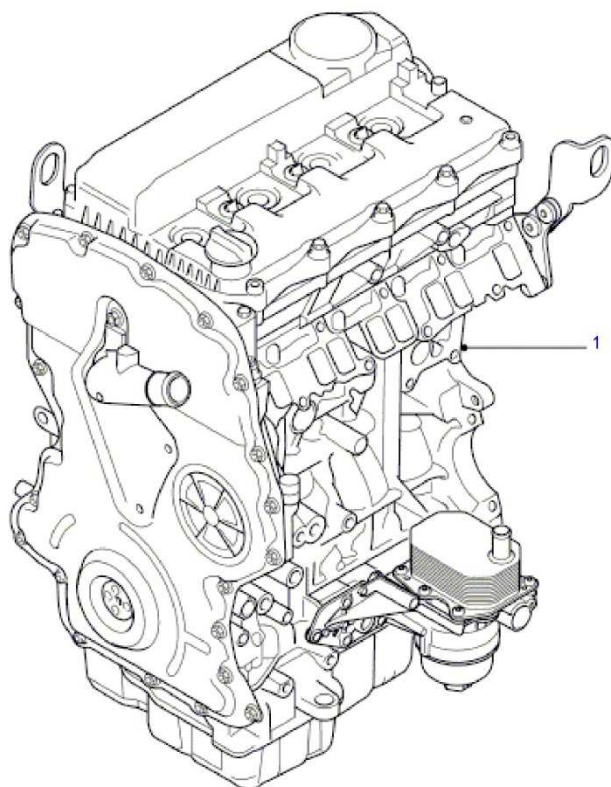
Callout	Description	Qty	OSI	From	To		E	Number
1	SERVICE ENGINE, NEW, BEFORE ORDERING PLEASE CHECK FOR SERVICE EXCHANGE VERSION \$	1	Y		(V)7A999999			LR006853
1	SERVICE ENGINE, EXCHANGE PART (RE-MANUFACTURED) \$	1	Y		(V)7A999999			LR010278
1	SERVICE ENGINE, NEW, BEFORE ORDERING PLEASE CHECK FOR SERVICE EXCHANGE VERSION \$	1	Y	(V)8A000001	(V)9A767711			LR008028
1	SERVICE ENGINE, EXCHANGE PART (RE-MANUFACTURED) \$	1	Y	(V)8A000001	(V)9A767711			LR008028
1	SERVICE ENGINE, NEW, BEFORE ORDERING PLEASE CHECK FOR SERVICE EXCHANGE VERSION \$	1	-	(V)9A767712			S	LR013403
1	SERVICE ENGINE, EXCHANGE PART (RE-MANUFACTURED) \$	1	-	(V)9A767712			E	LR016810
2	CYLINDER - SHORT BLOCK \$	1	-					LR004452

With compliments from ,

Catalogue: Defender 2007-

Section: G01.011 SERVICE ENGINE (2.2L 16V TC I4 DSL 122PS PUMA FROM (V)CA000001)

---



G01.011  
09-2011  
L8  
L8G01011

© 2004 - 2012 Infomedia Ltd and its licensors.

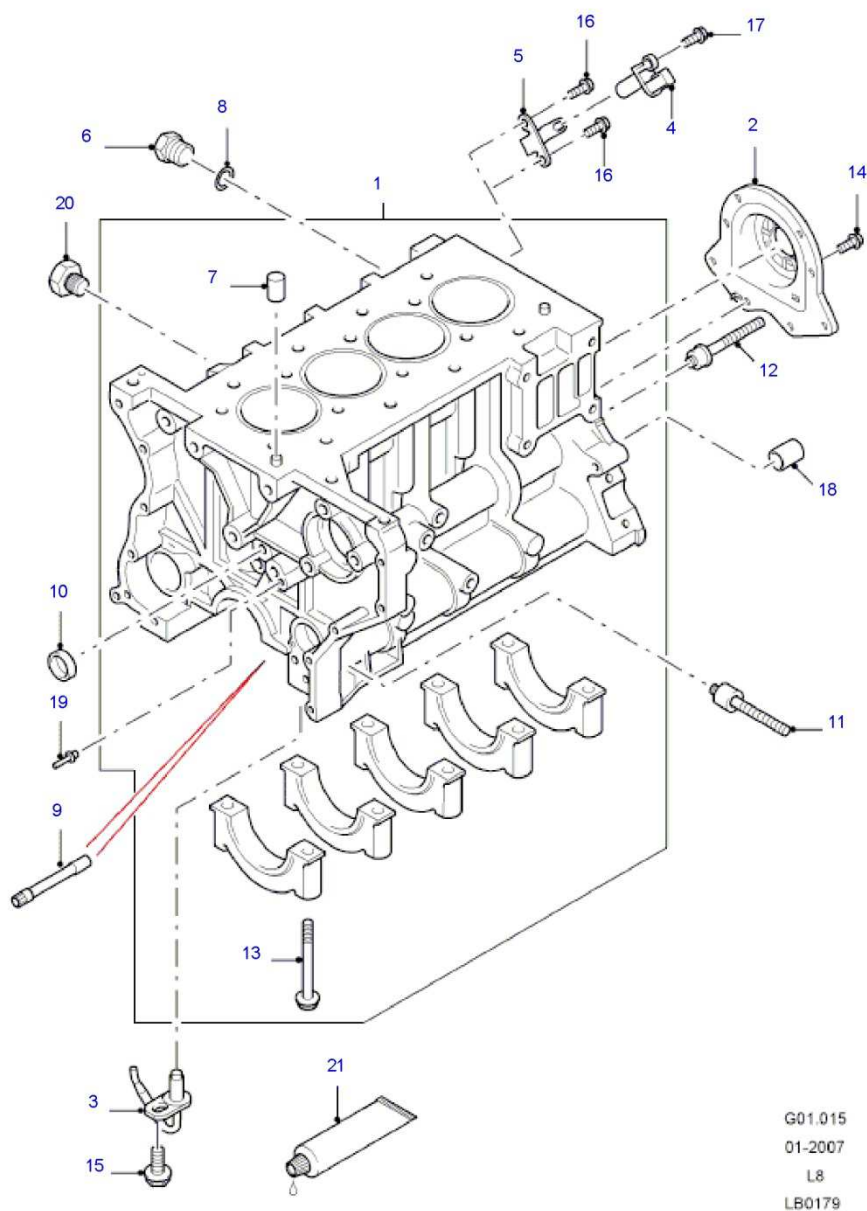


Callout	Description	Qty	OSI	From	To		E	Number
1	SERVICE ENGINE, NEW \$	1	-					LR029694
2	CYLINDER - SHORT BLOCK \$	1	-					LR029696

With compliments from ,

Catalogue: Defender 2007-

Section: G01.015 CYLINDER BLOCK AND PLUGS (2.4L DURATORQ-TDCI HPCR(140PS)-PUMA FROM (V)7A000001 TO (V)BA999999)



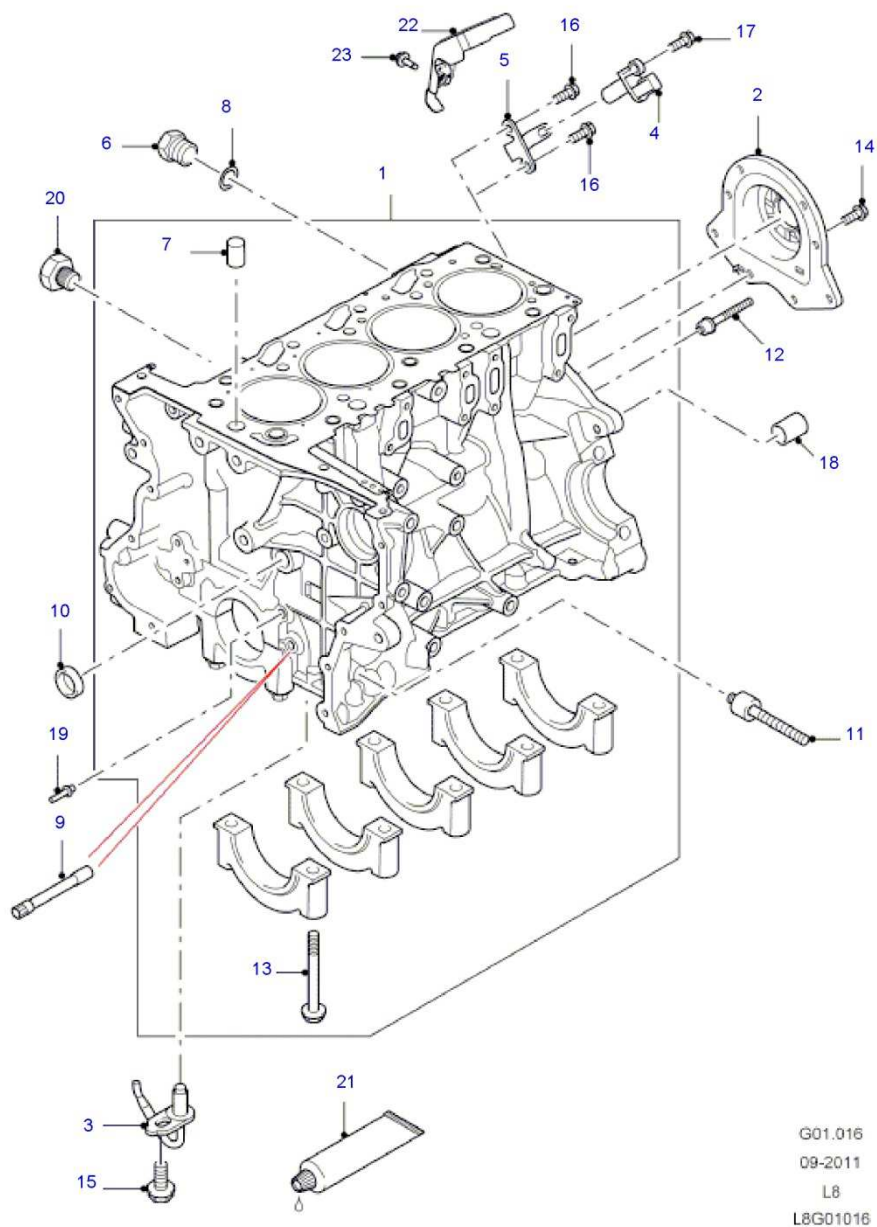
G01.015  
01-2007  
L8  
LB0179

Callout	Description	Qty	OSI	From	To	E	Number
1	CYLINDER BLOCK \$	1	-				LR004497
2	SEAL - CRANKSHAFT OIL \$	1	Y		(V)8A999999		LR004408
2	SEAL - CRANKSHAFT OIL \$	1	-	(V)9A000001			LR020609
3	NOZZLE - PISTON COOLING \$	4	Y		(V)9A999999		LR004383
3	NOZZLE - PISTON COOLING \$	4	Y	(V)AA000001	(V)AA999999		LR019214
3	NOZZLE - PISTON COOLING \$	4	-	(V)8A000001			LR019899
4	SENSOR - CRANKSHAFT POSITION - CPS \$	1	-				LR004396
5	POINTER - IGNITION TIMING \$	1	Y		(V)8A999999		LR004399
5	POINTER - IGNITION TIMING \$	1	-	(V)9A000001			LR020051
6	PLUG - WATER DRAIN \$	1	Y		(V)8A999999		4640317
6	PLUG - WATER DRAIN \$	1	-	(V)9A000001			LR006040
7	DOWEL \$	2	-				LR004348
8	SEAL \$	1	-				4640315
9	FILTER - OIL \$	1	-				LR004632
10	PLUG \$	1	-				LR005628
11	PLUG - ENGINE, 8MM \$	1	-				LR003600
12	PLUG - ENGINE, 16MM \$	1	-				LR004820
13	BOLT - BEARING CAP - HEX. HEAD \$	10	-				LR004414
14	BOLT - HEX.HEAD, M6 X 14MM \$	8	-				LR005595
15	BOLT, M6 X 10MM \$	4	-				LR004346
16	BOLT, M8 X 16 \$	2	-				LR004333
17	BOLT, M6 X 16MM \$	2	-				LR004349
18	DOWEL \$	2	-				TYT500020
19	PLUG - ENGINE \$	1	Y		(V)8A999999		LR000347
19	PLUG - ENGINE \$	1	-	(V)9A000001			LR006737
20	PLUG \$	1	-				LR004616
21	ADHESIVE \$	X	-				STC50552

With compliments from ,

Catalogue: Defender 2007-

Section: G01.016 CYLINDER BLOCK AND PLUGS (2.2L 16V TC I4 DSL 122PS PUMA FROM (V)CA000001)

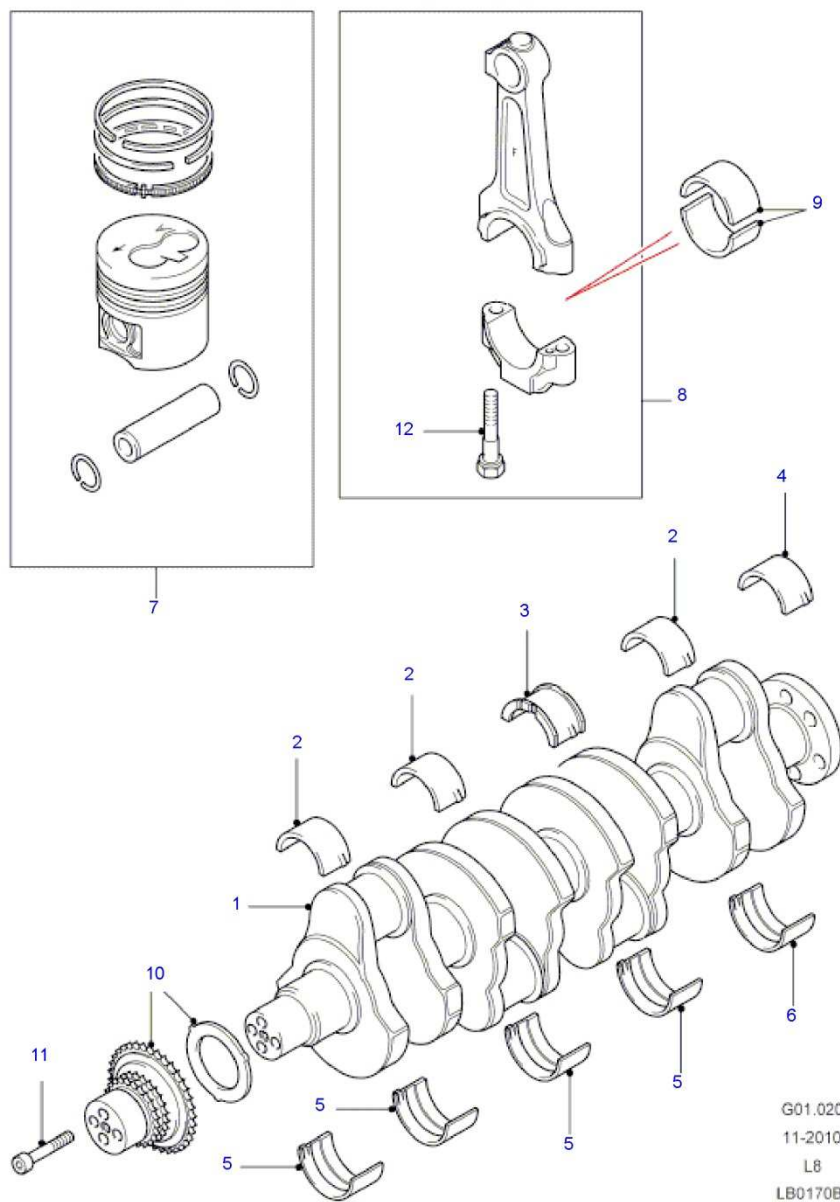


Callout	Description	Qty	OSI	From	To	E	Number
1	CYLINDER BLOCK \$	1	-				LR029697
2	SEAL - CRANKSHAFT OIL \$	1	-				LR020609
3	NOZZLE - PISTON COOLING \$	4	-				LR029698
4	SENSOR - CRANKSHAFT POSITION - CPS \$	1	-				LR029706
5	POINTER - IGNITION TIMING \$	1	-				LR020051
6	PLUG - WATER DRAIN \$	1	-				LR006040
7	DOWEL \$	2	-				LR004348
8	SEAL \$	1	-				4640315
9	FILTER - OIL \$	1	-				LR004632
10	PLUG \$	1	-				LR005628
11	PLUG - ENGINE, 8MM \$	1	-				LR003600
12	PLUG - ENGINE, 16MM \$	1	-				LR004820
13	BOLT - BEARING CAP - HEX. HEAD \$	10	-				LR004414
14	BOLT - HEX.HEAD, M6 X 14MM \$	8	-				LR032066
15	BOLT, M6 X 10MM \$	6	-				LR004346
16	BOLT, M8 X 16 \$	2	-				LR004333
17	BOLT, M6 X 16MM \$	2	-				LR004349
18	DOWEL \$	2	-				TYT500020
19	PLUG - ENGINE \$	1	-				LR006737
20	PLUG \$	1	-				LR004616
21	ADHESIVE \$	1	-				STC50552
22	HEAT SHIELD, FOR CRANKSHAFT SENSOR \$	1	-				LR032880
23	SCREW AND WASHER, M8 X 24MM, HEATSHIELD FIXING \$	1	-				RYG500980

With compliments from ,

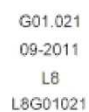
Catalogue: Defender 2007-

Section: G01.020 CRANKSHAFT/PISTONS AND BEARINGS (2.4L DURATORQ-TDCI HPCR(140PS)-PUMA  
FROM (V)7A000001 TO (V)BA999999)



Callout	Description	Qty	OSI	From	To		E	Number
1	CRANKSHAFT \$	1	Y					LR004413
2	BEARING - CRANKSHAFT MAIN, UPPER, FRONT \$	3	Y					LR004400
3	BEARING - CRANKSHAFT MAIN, STANDARD, UPPER, CENTRE \$	1	Y					LR004372
3	BEARING - CRANKSHAFT MAIN, 0.25MM OVERSIZE, UPPER, CENTRE \$	1	-					LR038335
4	BEARING - CRANKSHAFT MAIN, REAR, UPPER \$	1	Y					LR004368
5	BEARING - CRANKSHAFT MAIN, STD, LOWER \$	4	Y					LR004394
6	BEARING - CRANKSHAFT MAIN, REAR, LOWER \$	1	Y					LR004398
7	PISTON, PIN AND RING, GRADE A, '(-)"CHN"' \$	4	-					LR004436
7	PISTON, PIN AND RING, GRADE B, '(-)"CHN"' \$	4	-					LR004437
7	PISTON, PIN AND RING, GRADE C, '(-)"CHN"' \$	4	Y					LR004438
7	PISTON, PIN AND RING, GRADE A, '(+)"CHN"' \$	4	-					LR034021
7	PISTON, PIN AND RING, GRADE B, '(+)"CHN"' \$	4	-					LR034022
7	PISTON, PIN AND RING, GRADE C, '(+)"CHN"' \$	4	-					LR034023
8	ROD - CONNECTING, GRADE H \$	4	-		[V]CA444443			LR004453
8	ROD - CONNECTING, GRADE H \$	4	-	[V]CA444444				LR044564
8	ROD - CONNECTING, GRADE I \$	4	-					LR004454
8	ROD - CONNECTING, GRADE J \$	4	-					LR004455
9	BEARING - CONNECTING ROD \$	8	-					LR004411
10	SPROCKET - CRANKSHAFT \$	1	-					LR004458
11	BOLT \$	1	-					LR004366
12	BOLT - CONNECTING ROD \$	8	-					LR004385

Section: G01.021 CRANKSHAFT/PISTONS AND BEARINGS (2.2L 16V TC I4 DSL 122PS PUMA FROM (V)CA000001)



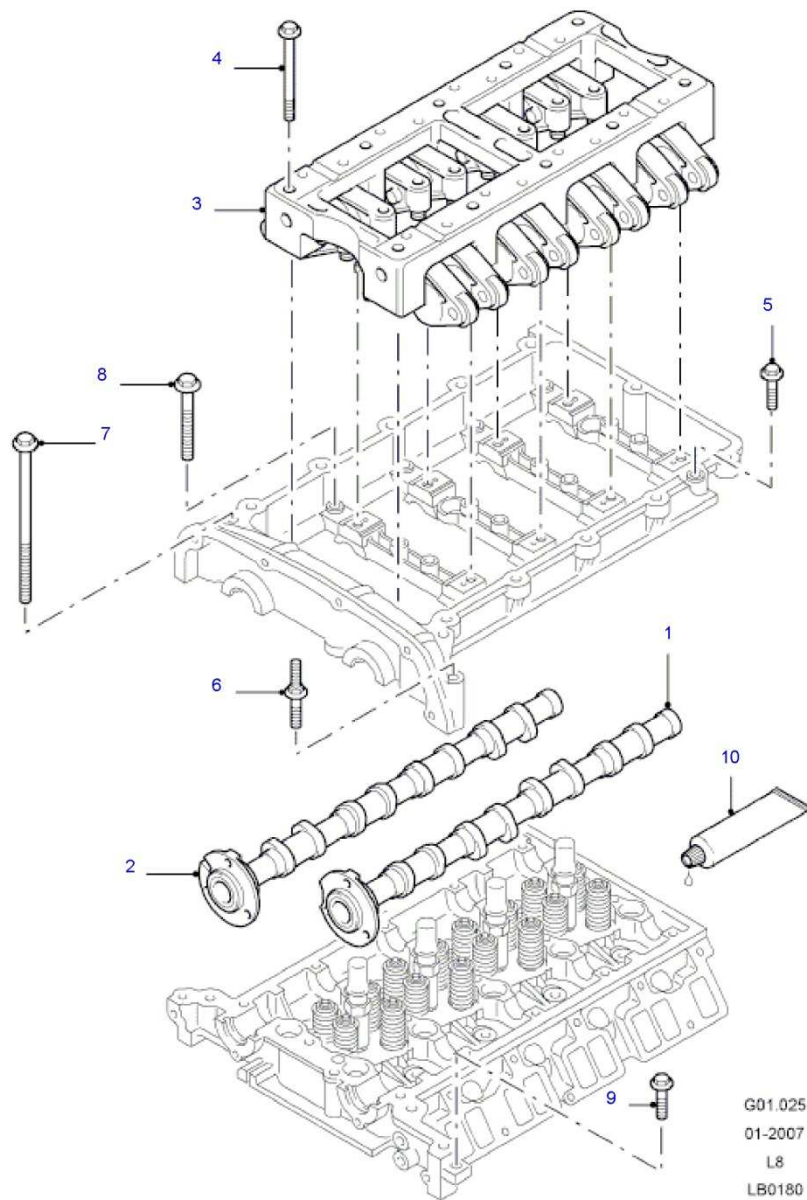


Callout	Description	Qty	DSI	From	To	E	Number
1	CRANKSHAFT \$	1	-				LR019400
2	BEARING - CRANKSHAFT MAIN, STANDARD, UPPER, FRONT \$	3	-				LR019685
2	BEARING - CRANKSHAFT MAIN, 0.25MM OVERSIZE, UPPER, FRONT \$	3	-				LR038406
3	BEARING - CRANKSHAFT MAIN, UPPER, CENTRE \$	1	Y		(V)CA555554		LR019686
3	BEARING - CRANKSHAFT MAIN, UPPER, CENTRE \$	1	-	(V)CA555555			LR038296
4	BEARING - CRANKSHAFT MAIN, STANDARD, REAR, UPPER \$	1	-				LR019688
4	BEARING - CRANKSHAFT MAIN, 0.25MM OVERSIZE, REAR, UPPER \$	1	-				LR038396
5	BEARING - CRANKSHAFT MAIN, STANDARD, LOWER \$	4	-				LR019687
5	BEARING - CRANKSHAFT MAIN, 0.25MM OVERSIZE, LOWER \$	4	-				LR038395
6	BEARING - CRANKSHAFT MAIN, REAR, LOWER \$	1	-				LR019689
7	PISTON, PIN AND RING, GRADE A \$	4	-				LR004436
7	PISTON, PIN AND RING, GRADE B \$	4	-				LR004437
7	PISTON, PIN AND RING, GRADE C \$	4	Y				LR004438
8	ROD - CONNECTING, GRADE H \$	4	-				LR022165
8	ROD - CONNECTING, GRADE I \$	4	-				LR022166
8	ROD - CONNECTING, GRADE J \$	4	-				LR022167
9	BEARING - CONNECTING ROD, STANDARD \$	8	-		(V)CA422221		LR004411
9	BEARING - CONNECTING ROD, STANDARD \$	8	-	(V)CA422222			LR041319
9	BEARING - CONNECTING ROD, 0.25MM OVERSIZE \$	8	-	(V)CA422221			LR033020
9	BEARING - CONNECTING ROD, 0.25MM OVERSIZE \$	8	-	(V)CA422222			LR043519
10	SPROCKET - CRANKSHAFT \$	1	-				LR020402
11	BOLT \$	1	-				LR004366
12	BOLT - CONNECTING ROD \$	8	-				LR022161

With compliments from ,

Catalogue: Defender 2007-

Section: G01.025 CAMSHAFT (2.4L DURATORQ-TDCI HPCR(140PS)-PUMA FROM (V)7A000001 TO (V)BA999999)



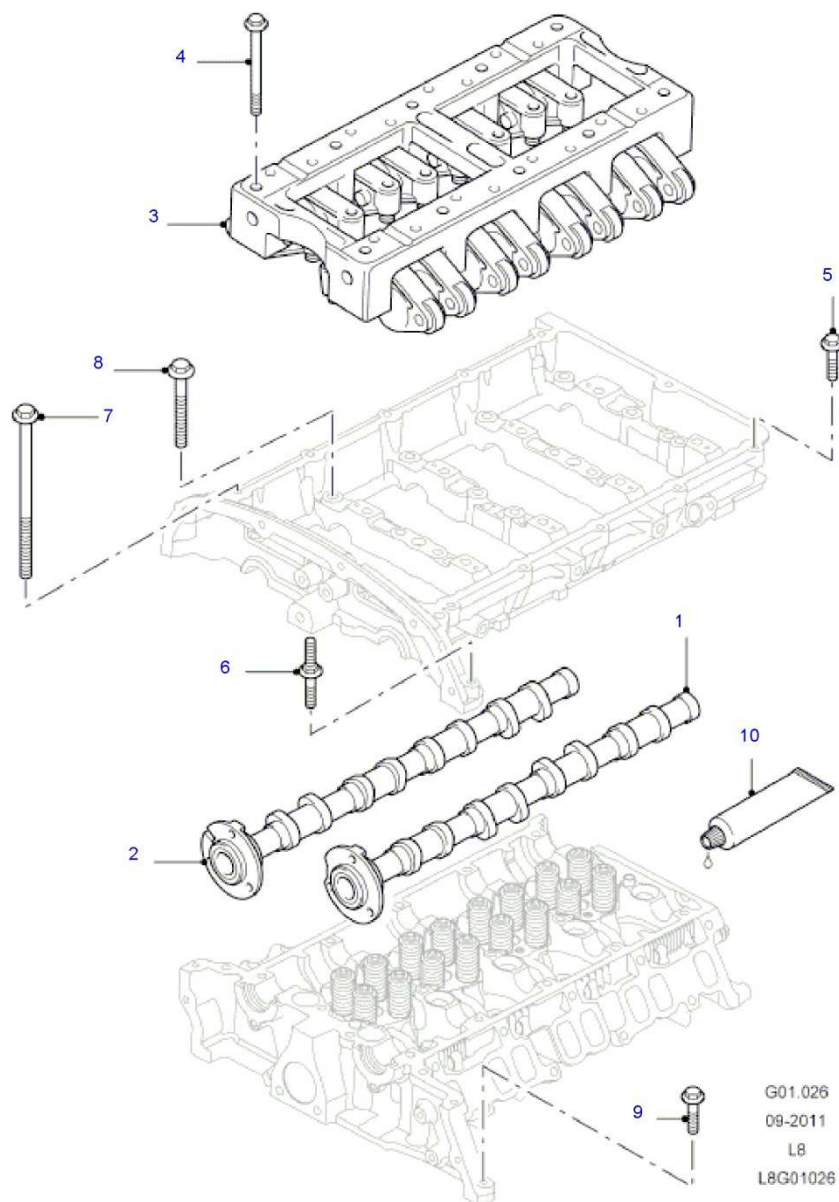
© 2004 - 2012 Infomedia Ltd and its licensors.

Callout	Description	Qty	DSI	From	To		E	Number
1	CAMSHAFT, INLET \$	1	Y					LR004422
2	CAMSHAFT, EXHAUST \$	1	-					LR004423
3	HOUSING - VALVE ROCKER ARM \$	1	-					LR004443
4	BOLT \$	10	Y		(V)9A699999			LR004334
4	BOLT \$	10	-	(V)9A700000				LR006708
5	BOLT, M6 X 40MM \$	1	-					1102797
6	STUD \$	1	-					LR004359
7	BOLT, M8 X 161MM \$	2	-					LR004352
8	BOLT, M8 X 45 \$	20	-		(V)7A999999			LR005243
8	BOLT, M8 X 45 \$	20	-	(V)8A000001				LR004361
9	BOLT, M6 X 30MM \$	1	-					LR000296
10	SEALER, USE AS REQUIRED \$	X	-					STC50550

With compliments from ,

Catalogue: Defender 2007-

Section: G01.026 CAMSHAFT (2.2L 16V TC I4 DSL 122PS PUMA FROM (V)CA000001)

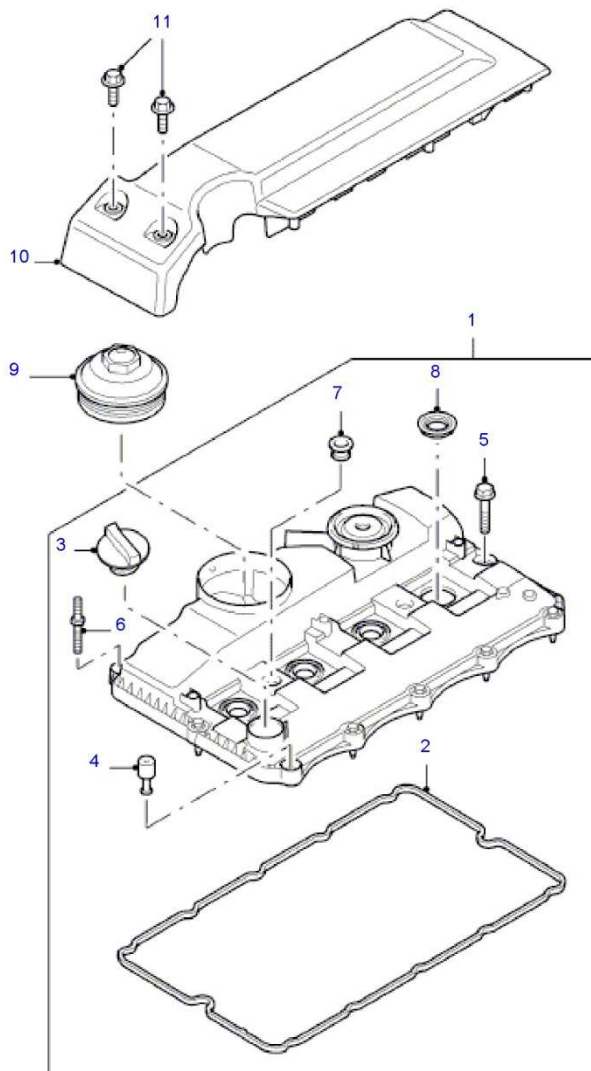


Callout	Description	Qty	OSI	From	To	E	Number
1	CAMSHAFT, INLET \$	1	-				LR023525
2	CAMSHAFT, EXHAUST \$	1	-				LR029707
3	HOUSING - VALVE ROCKER ARM \$	1	-		(V)CA500001		LR029730
3	HOUSING - VALVE ROCKER ARM \$	1	-	(V)CA500002			LR034071
4	BOLT \$	10	-				LR006708
5	BOLT, M6 X 40MM \$	1	-				1102797
6	STUD \$	1	-				LR029708
7	BOLT, M8 X 161MM \$	2	-				LR004352
8	BOLT, M8 X 45 \$	20	-				LR004361
9	BOLT, M6 X 30MM \$	1	-				LR000296
10	SEALER, USE AS REQUIRED \$	X	-				STC50550

With compliments from ,

Catalogue: Defender 2007-

Section: G01.030 CYLINDER HEAD COVER (2.4L DURATORQ-TDCI HPCR(140PS)-PUMA FROM (V)7A000001 TO (V)BA999999)



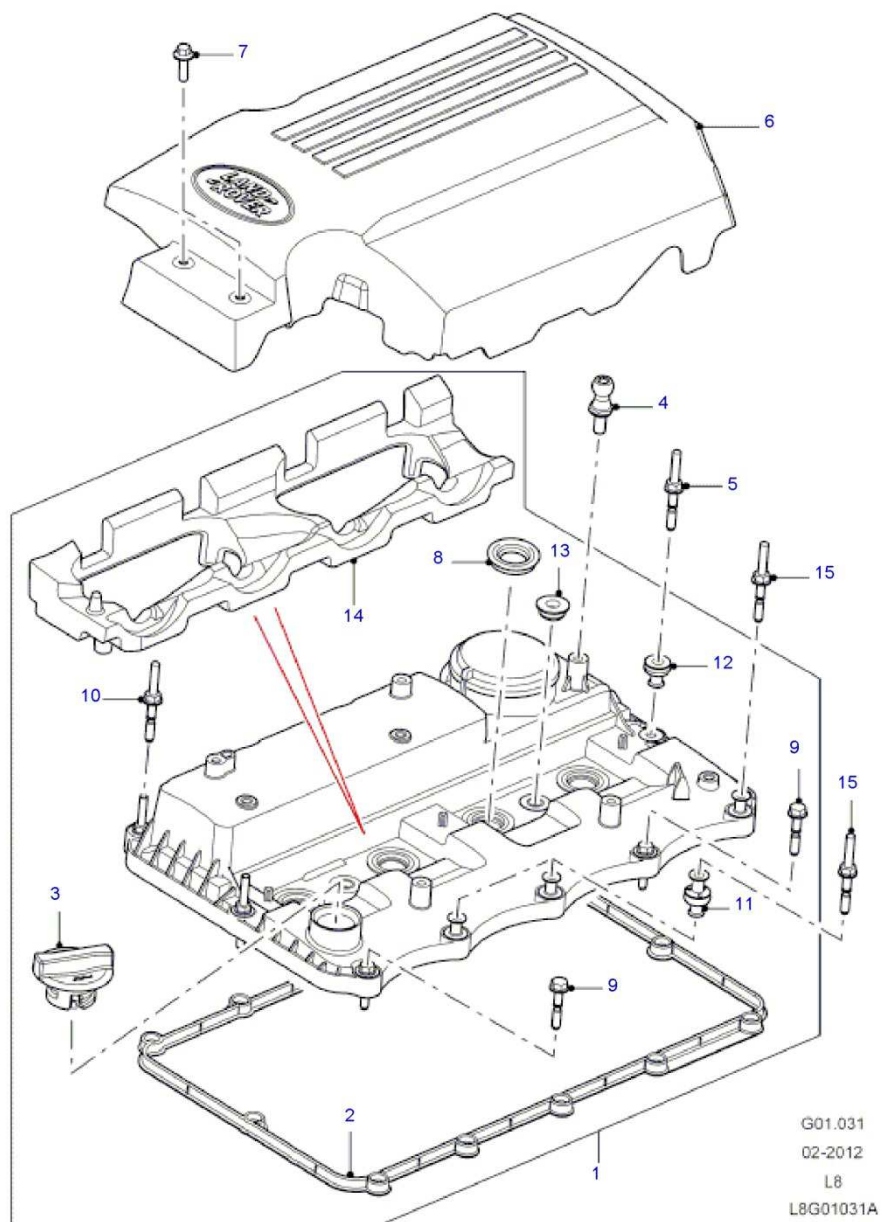
G01.030  
05-2007  
L8  
LB0181A

Callout	Description	Qty	OSI	From	To	E	Number
1	COVER - CAMSHAFT \$	1	-				LR007754
2	GASKET \$	1	-				LR004440
3	CAP - OIL FILLER \$	1	-				LR004269
4	GROMMET \$	1	-				LR004397
5	BOLT \$	10	-				LR004395
6	BOLT \$	1	-				LR004424
7	SEAL \$	2	-				LR012480
8	RETAINER \$	4	Y		(V)7A999999		LR004650
8	RETAINER \$	4	-	(V)8A000001			LR019663
9	COVER \$	1	-				LR006031
10	COVER \$	1	-				LBH500370
11	BOLT - HEX.HEAD, M6 X 20MM, FLANGED HEAD \$	2	-				FS106206

With compliments from ,

Catalogue: Defender 2007-

Section: G01.031 CYLINDER HEAD COVER (2.2L 16V TC I4 DSL 122PS PUMA FROM (V)CA000001)



© 2004 - 2012 Infomedia Ltd and its licensors.

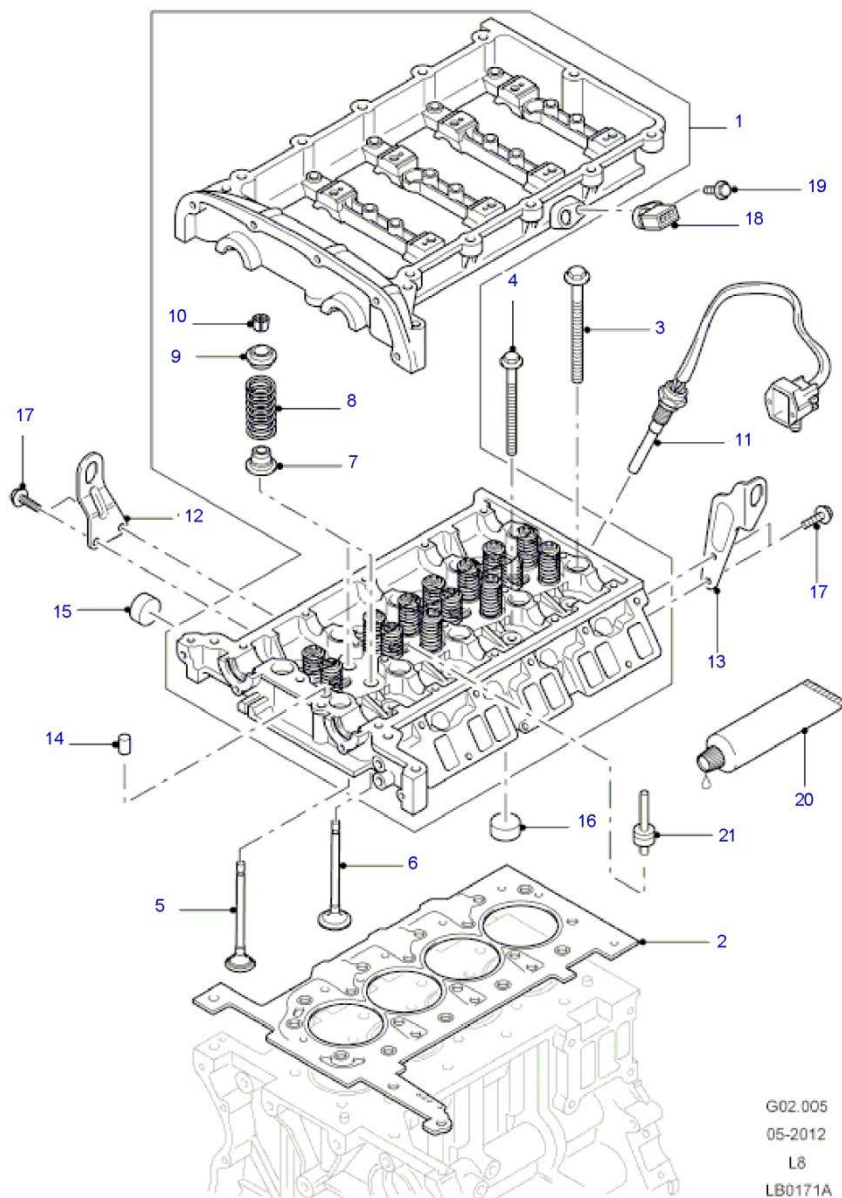


Callout	Description	Qty	OSI	From	To	E	Number
1	COVER - CAMSHAFT \$	1	Y		(V)CA222221		LR031366
1	COVER - CAMSHAFT \$	1	Y	(V)CA222222	(V)CA333332		LR037650
1	COVER - CAMSHAFT \$	1	Y	(V)CA333333	(V)CA444443		LR041124
1	COVER - CAMSHAFT \$	1	-	(V)CA444444			LR043158
2	GASKET \$	1	-				LR037689
3	CAP - OIL FILLER \$	1	-				LR004269
4	STUD \$	1	-				LR031825
5	BOLT \$	1	-				LR029708
6	COVER \$	1	-				LR029710
7	BOLT - HEX.HEAD, M6 X 20MM, FLANGED HEAD \$	2	-				FS106206
8	RETAINER \$	4	-				LR037698
9	BOLT - HEX.HEAD \$	5	-				LR037686
10	STUD \$	3	-				LR037687
11	GROMMET - VALVE COVER \$	3	-				LR037688
12	BUSH \$	1	-				LR037694
13	SEAL - FUEL INJECTOR BOLT \$	2	-				LR037736
14	INSULATOR - FUEL SUPPLY \$	1	Y		(V)CA444443		LR037685
14	INSULATOR - FUEL SUPPLY \$	1	-	(V)CA444444			LR043159
15	STUD \$	3	-				LR037703

With compliments from ,

Catalogue: Defender 2007-

Section: G02.005 CYLINDER HEAD (2.4L DURATORQ-TDCI HPCR(140PS)-PUMA FROM (V)7A000001 TO (V)BA999999)



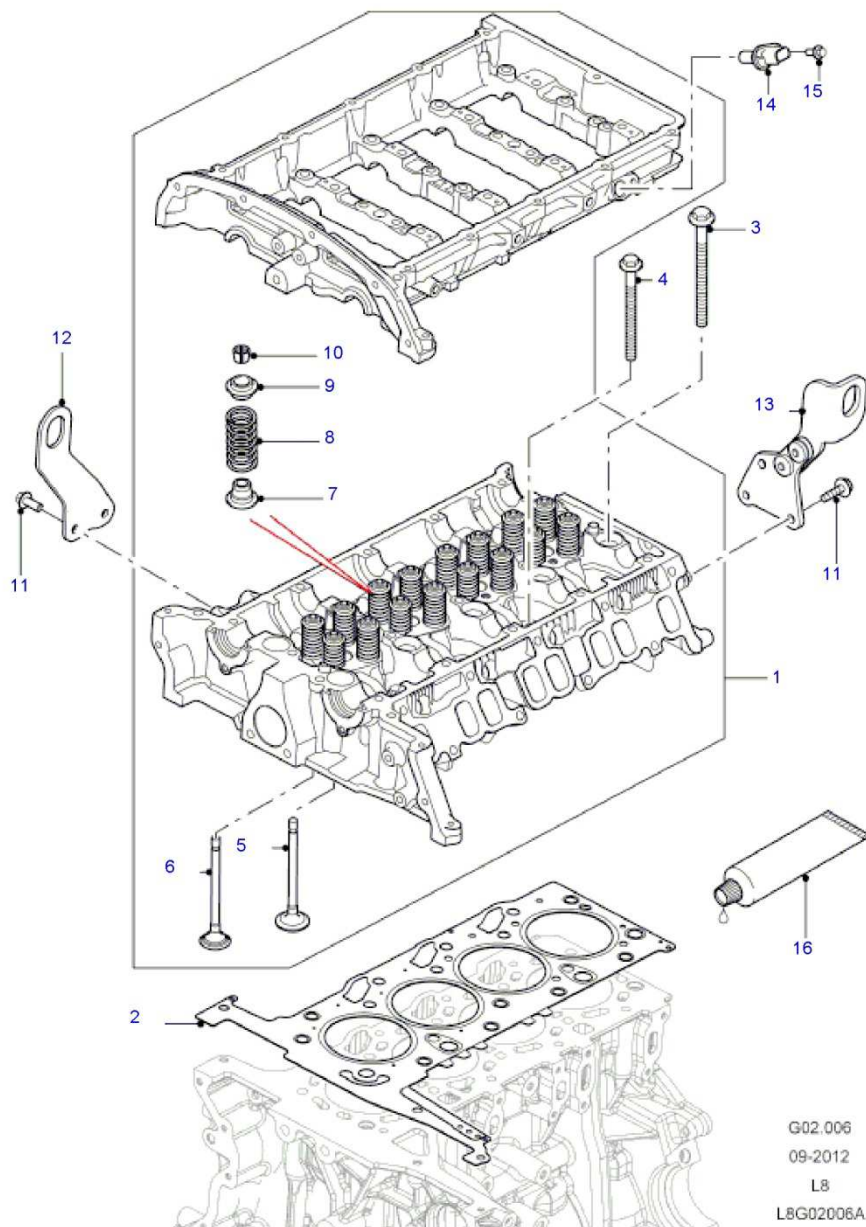
© 2004 - 2012 Infomedia Ltd and its licensors.

Callout	Description	Qty	OSI	From	To	E	Number
1	CYLINDER HEAD, NEW, WITH VALVES, BEFORE ORDERING PLEASE CHECK FOR SERVICE EXCHANGE VERSION \$	1	-				LR004428
1	CYLINDER HEAD, EXCHANGE PART (RE-MANUFACTURED), WITH VALVES \$	1	-				LR010185
2	GASKET - CYLINDER HEAD, 1 TOOTH \$	1	-				LR004418
2	GASKET - CYLINDER HEAD, 2 TEETH \$	1	-				LR004419
2	GASKET - CYLINDER HEAD, 3 TEETH \$	1	-				LR004420
3	BOLT - CYLINDER HEAD, M10 X 160MM \$	10	-				LR004369
4	BOLT - CYLINDER HEAD, M8 X 120MM \$	8	-				LR004370
5	VALVE - INLET \$	8	Y				LR004429
6	VALVE - EXHAUST \$	8	Y		(V)BA888887		LR004401
6	VALVE - EXHAUST \$	8	-	(V)BA888888			LR029317
7	SEAL - VALVE STEM \$	16	Y		(V)7A750323		LR004421
7	SEAL - VALVE STEM \$	16	-	(V)7A750324			LR005901
8	SPRING - VALVE \$	16	-				LR004432
9	RETAINER - VALVE SPRING \$	16	-				LR004376
10	COLLET - VALVE SPRING RETAINER \$	32	-				LR004433
11	SENSOR, TEMPERATURE SENSOR \$	1	-		(V)9A768937		LR004378
11	SENSOR, TEMPERATURE SENSOR \$	1	-	(V)9A768938	(V)BA401519		LR010534
11	SENSOR, TEMPERATURE SENSOR \$	1	-	(V)BA401520			LR031923
12	BRACKET - ENGINE LIFTING, FRONT \$	1	-				LR005747
13	BRACKET - ENGINE LIFTING, REAR \$	1	-				LR004379
14	DOWEL \$	2	-				LR004374
15	PLUG \$	2	-				1102770
16	PLUG \$	1	-				1102774
17	BOLT, M8 X 20MM \$	4	-				FT108206
18	SENSOR - CAMSHAFT POSITION \$	1	-				LR004492
19	SCREW, M6X16 \$	1	-				4380670
20	SEALER, USE AS REQUIRED \$	X	-				STC50550
21	RIVET, 16MM, PLUG \$	3	-				LR004353

With compliments from ,

Catalogue: Defender 2007-

Section: G02.006 CYLINDER HEAD (2.2L 16V TC I4 DSL 122PS PUMA FROM (V)CA000001)



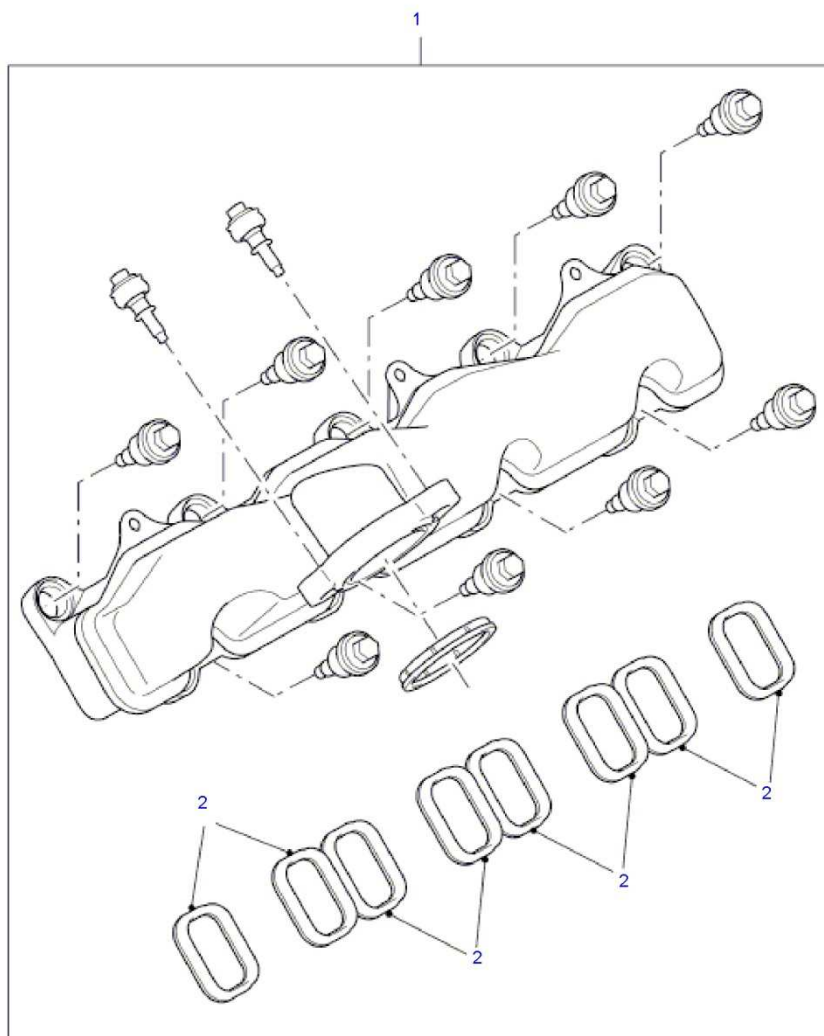
© 2004 - 2012 Infomedia Ltd and its licensors.

Callout	Description	Qty	OSI	From	To	E	Number
1	CYLINDER HEAD, WITH VALVES \$	1	Y		(V)CA444443		LR029711
1	CYLINDER HEAD, WITH VALVES \$	1	-	(V)CA444444			LR037049
2	GASKET - CYLINDER HEAD, 1 TOOTH \$	1	-		(V)CA555554		LR029712
2	GASKET - CYLINDER HEAD, 1 TOOTH \$	1	-	(V)CA555555			LR040897
2	GASKET - CYLINDER HEAD, 2 TEETH \$	1	-		(V)CA555554		LR029713
2	GASKET - CYLINDER HEAD, 2 TEETH \$	1	-	(V)CA555555			LR040898
2	GASKET - CYLINDER HEAD, 3 TEETH \$	1	-		(V)CA555554		LR029714
2	GASKET - CYLINDER HEAD, 3 TEETH \$	1	-	(V)CA555555			LR040899
3	BOLT - CYLINDER HEAD, M10 X 160MM \$	10	-				LR022163
4	BOLT - CYLINDER HEAD, M8 X 120MM \$	8	-				LR004370
5	VALVE - INLET \$	8	-				LR032065
6	VALVE - EXHAUST \$	8	-				LR029317
7	SEAL - VALVE STEM \$	16	-				LR005901
8	SPRING - VALVE \$	16	-				LR031454
9	RETAINER - VALVE SPRING \$	16	-				LR004376
10	COLLET - VALVE SPRING RETAINER \$	32	-				LR004433
11	BOLT, M8 X 20MM \$	4	-				FT108206
12	BRACKET - ENGINE LIFTING, FRONT \$	1	-				LR005747
13	BRACKET - ENGINE LIFTING, REAR \$	1	Y		(V)CA500001		LR029716
13	BRACKET - ENGINE LIFTING, REAR \$	1	-	(V)CA500002			LR034121
14	SENSOR - CAMSHAFT POSITION \$	1	-		(V)CA555554		LR004492
14	SENSOR - CAMSHAFT POSITION \$	1	-	(V)CA555555			LR041120
15	SCREW, M6X16 \$	1	-				4380670
16	SEALER, USE AS REQUIRED \$	X	-				STC50550

With compliments from ,

Catalogue: Defender 2007-

Section: G02.010 INLET MANIFOLD (2.4L DURATORQ-TDCI HPCR(140PS)-PUMA FROM (V)7A000001 TO (V)BA999999)



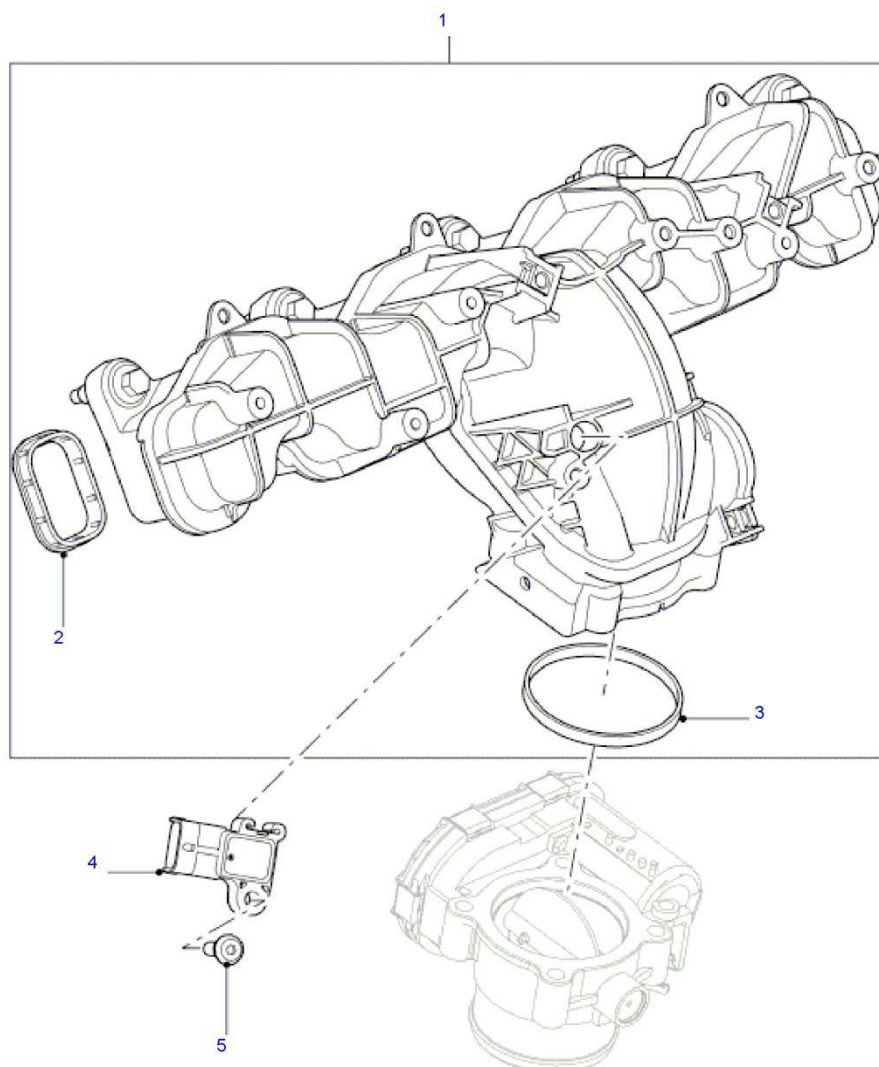
G02.010  
11-2010  
L8  
LB0182A

Callout	Description	Qty	OSI	From	To		E	Number
1	MANIFOLD - INLET \$	1	-					LR004404
2	SEAL \$	8	-					LR018370

With compliments from ,

Catalogue: Defender 2007-

Section: G02.011 INLET MANIFOLD (2.2L 16V TC I4 DSL 122PS PUMA FROM (V)CA000001)



G02.011  
09-2011  
L8  
L8G02011

© 2004 - 2012 Infomedia Ltd and its licensors.

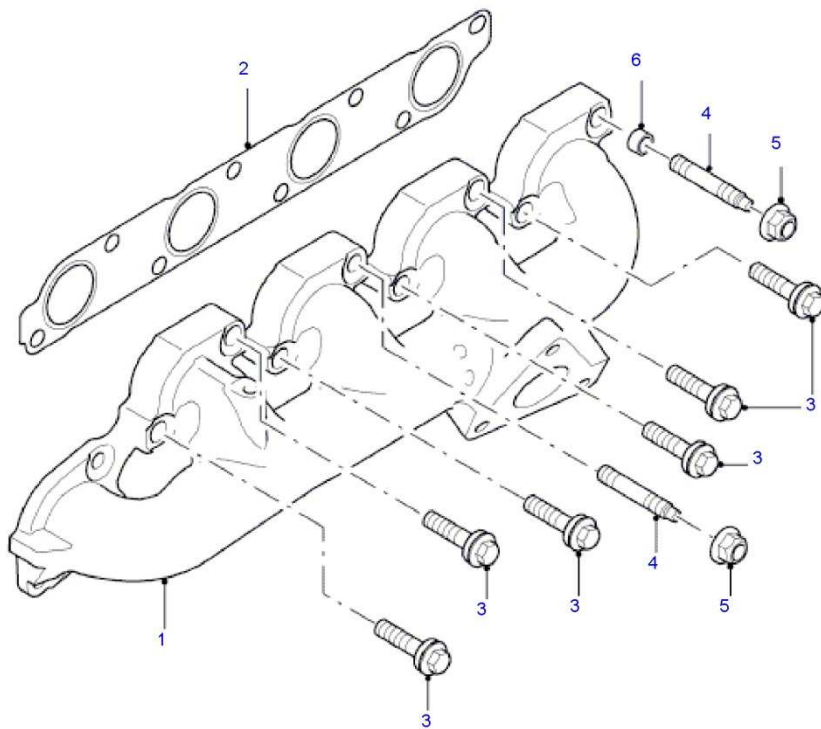


Callout	Description	Qty	DSI	From	To	E	Number
1	MANIFOLD - INLET \$	1	-		(V)CA555554		LR029717
1	MANIFOLD - INLET \$	1	-	(V)CA555555			LR039110
2	SEAL \$	8	-				LR032159
3	SEAL \$	1	-				LR032153
4	SENSOR - MANIFOLD ABSOLUTE PRESSURE \$	1	-				LR022157
5	SCREW, MAP SENSOR \$	1	-				LR026430

With compliments from ,

Catalogue: Defender 2007-

Section: G02.015 EXHAUST MANIFOLD (2.4L DURATORQ-TDCI HPCR(140PS)-PUMA FROM (V)7A000001 TO (V)BA999999)



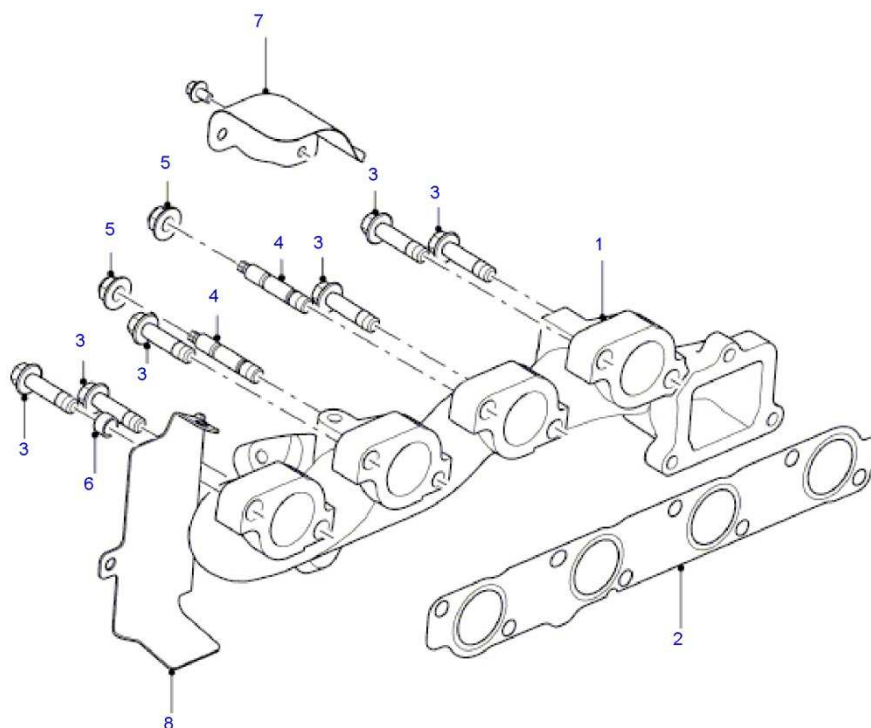
G02.015  
01-2007  
L8  
LB0183

Callout	Description	Qty	DSI	From	To	E	Number
1	MANIFOLD - EXHAUST \$	1	-				LR004489
2	GASKET - EXHAUST MANIFOLD \$	1	-				LR004393
3	BOLT, M10 X 42MM \$	6	Y				LR004355
4	STUD, M10 X 15 + M10 X 38 \$	2	Y		(V)AA999999		LR004358
4	STUD, M10 X 15 + M10 X 18 \$	2	-	(V)BA000001			LR034032
5	NUT, M10 \$	2	-				LR004501
6	SPACER \$	1	-				LR004347

With compliments from ,

Catalogue: Defender 2007-

Section: G02.016 EXHAUST MANIFOLD (2.2L 16V TC I4 DSL 122PS PUMA FROM (V)CA000001)



G02.016  
09-2011  
L8  
L8G02016

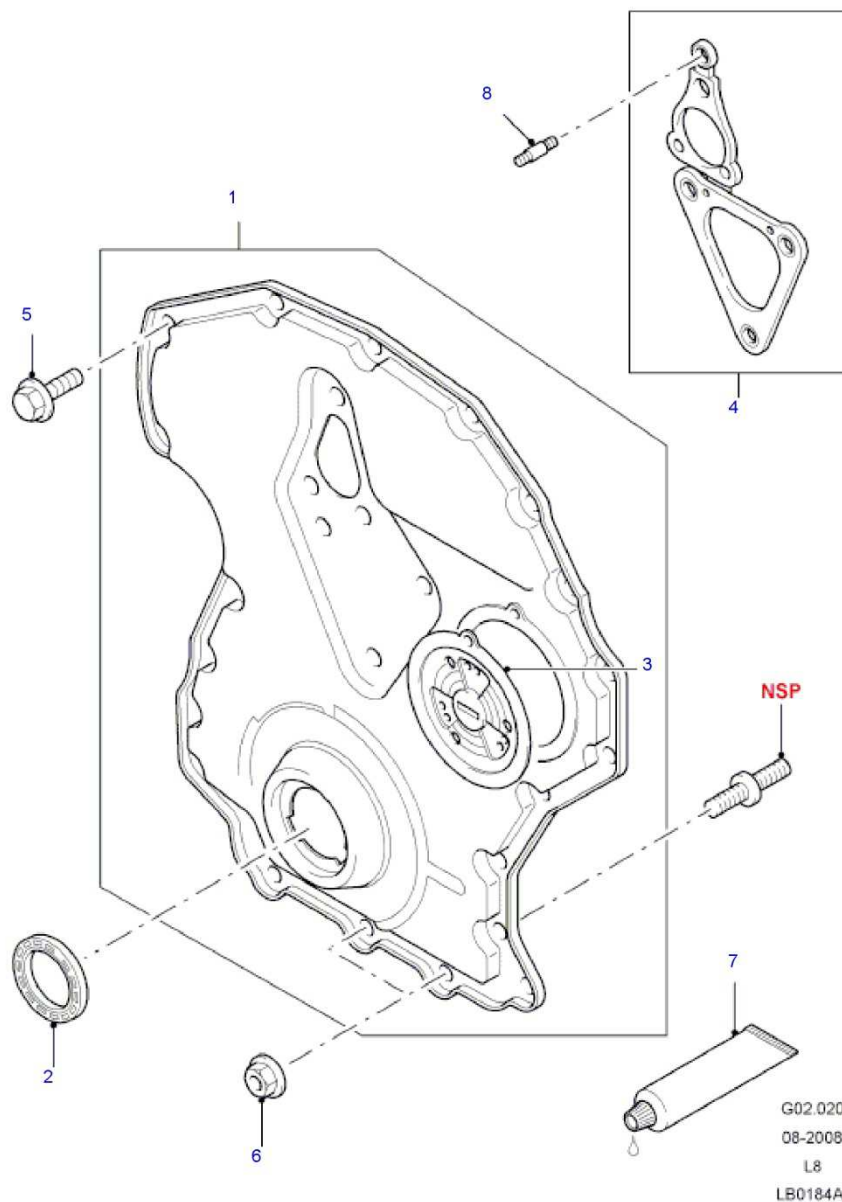
© 2004 - 2012 Infomedia Ltd and its licensors.

Callout	Description	Qty	OSI	From	To	E	Number
1	MANIFOLD - EXHAUST \$	1	-		(V)CA555554		LR031592
1	MANIFOLD - EXHAUST \$	1	-	(V)CA555555			LR039127
2	GASKET - EXHAUST MANIFOLD \$	1	-				LR004393
3	BOLT, M10 X 42MM \$	6	Y				LR004355
4	STUD, M10 X 15 + M10 X 38 \$	2	-				LR034032
5	NUT, M10 \$	2	-				LR004501
6	SPACER \$	1	-				LR004347
7	HEAT SHIELD - EXHAUST MANIFOLD \$	1	-				LR029904
8	HEAT SHIELD - EXHAUST MANIFOLD, ALTERNATOR \$	1	-				LR029905

With compliments from ,

Catalogue: Defender 2007-

Section: G02.020 TIMING GEAR COVERS (2.4L DURATORQ-TDCI HPCR(140PS)-PUMA FROM (V)7A000001 TO (V)BA999999)



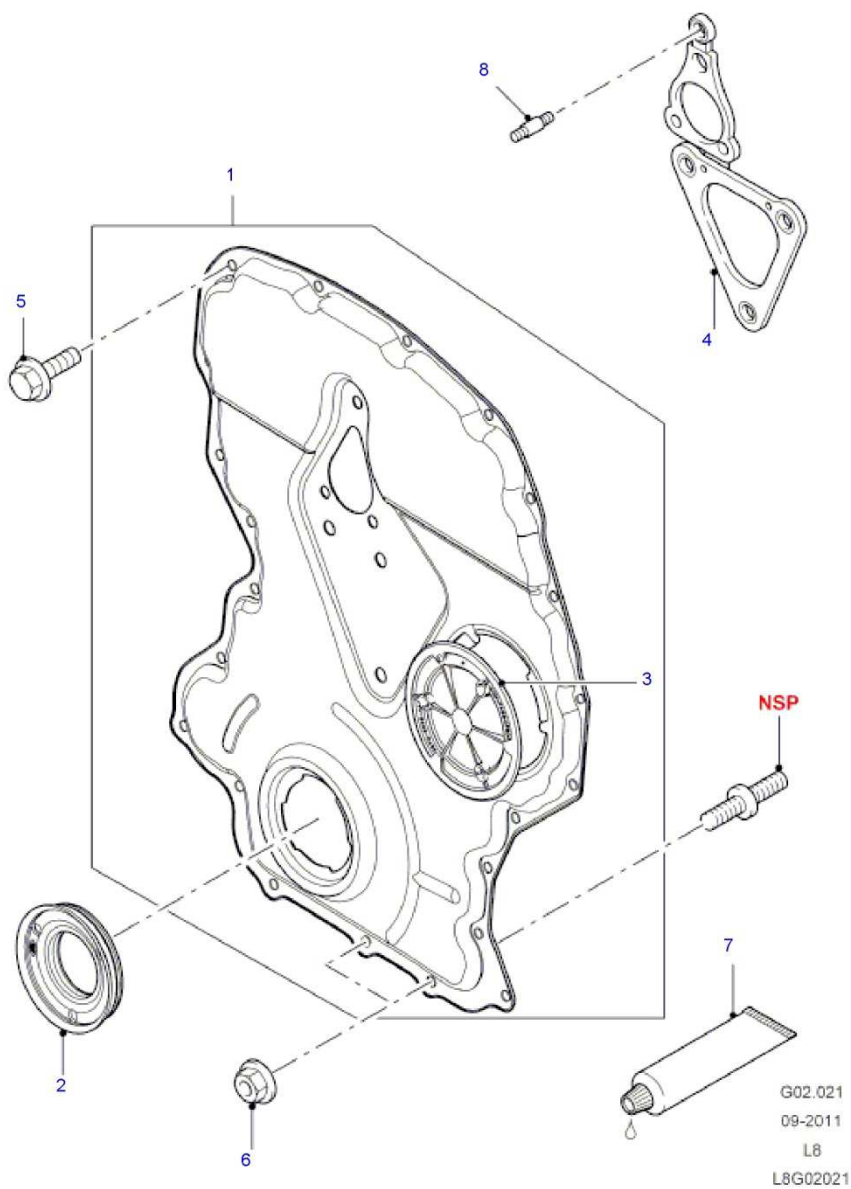
© 2004 - 2012 Infomedia Ltd and its licensors.

Callout	Description	Qty	OSI	From	To	E	Number
1	COVER - CYLINDER FRONT \$	1	Y		(V)AA999999		LR004403
1	COVER - CYLINDER FRONT \$	1	-	(V)BA000001			LR032582
2	SEAL - CRANKSHAFT OIL - FRONT \$	1	Y		(V)9A768938		LR008825
2	SEAL - CRANKSHAFT OIL - FRONT \$	1	-	(V)9A768939	(V)AA999999		LR011404
2	SEAL - CRANKSHAFT OIL - FRONT \$	1	-	(V)BA000001			LR029318
3	COVER - FUEL PUMP \$	1	-				LR004639
4	GASKET - CYLINDER FRONT COVER \$	1	-				LR004384
5	BOLT - HEX.HEAD, M6 X 16MM \$	20	-				LR005625
6	NUT - ANCHOR, M6 \$	2	-				FN106042
7	SEALER, USE AS REQUIRED \$	X	-				STC50550
8	STUD, M8 X 17 + M8 X 21 \$	1	-				LR004356

With compliments from ,

Catalogue: Defender 2007-

Section: G02.021 TIMING GEAR COVERS (2.2L 16V TC I4 DSL 122PS PUMA FROM (V)CA000001)



© 2004 - 2012 Infomedia Ltd and its licensors.

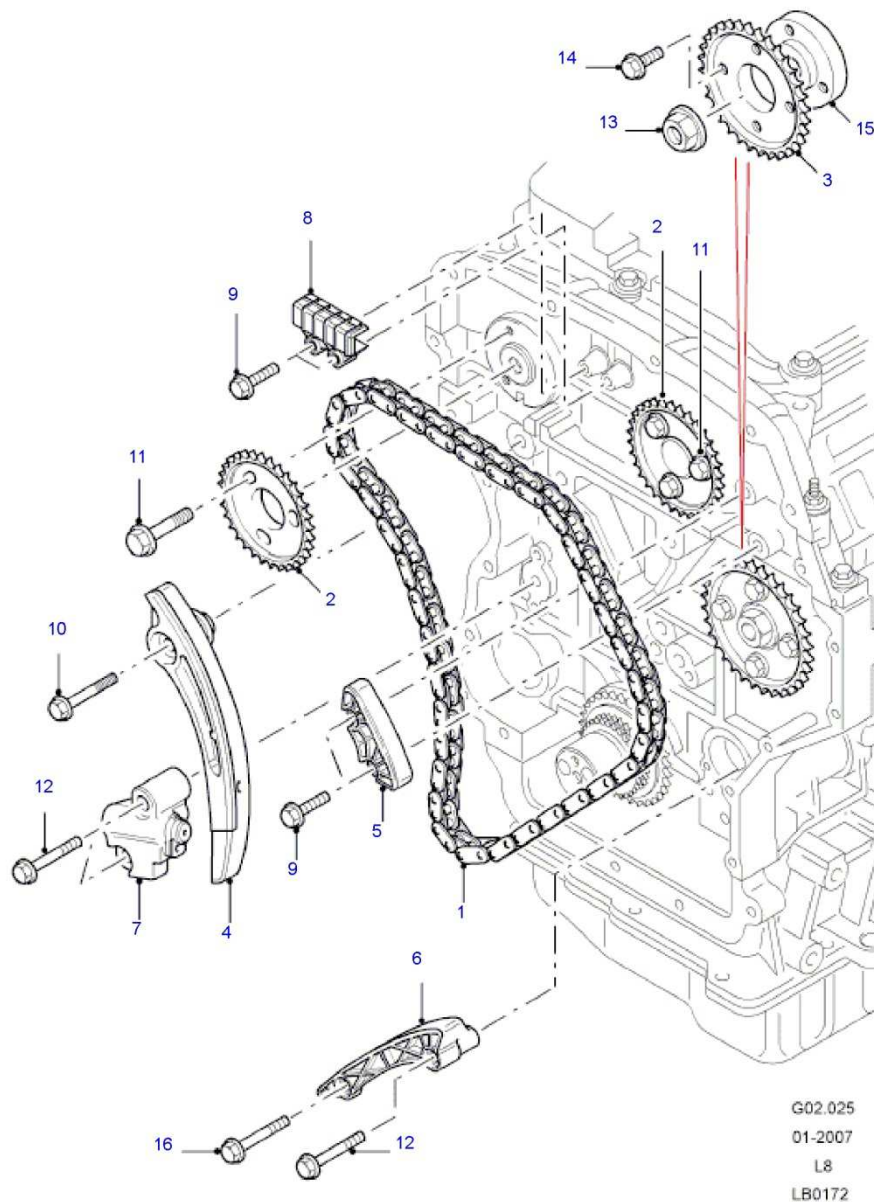


Callout	Description	Qty	OSI	From	To		E	Number
1	COVER - CYLINDER FRONT \$	1	-					LR029906
2	SEAL - CRANKSHAFT OIL - FRONT \$	1	-		(V)CA444443			LR029318
2	SEAL - CRANKSHAFT OIL - FRONT \$	1	-	(V)CA444444				LR045106
3	COVER - FUEL PUMP \$	1	-					LR004639
4	GASKET - CYLINDER FRONT COVER \$	1	-					LR029907
5	BOLT - HEX.HEAD, M6 X 16MM \$	20	-					LR005625
6	NUT - ANCHOR, M6 \$	2	-					FN106042
7	SEALER, USE AS REQUIRED \$	X	-					STC50550
8	STUD, M8 X 17 + M8 X 21 \$	1	-					LR004356

With compliments from ,


Catalogue: Defender 2007-

Section: G02.025 TIMING GEAR (2.4L DURATORQ-TDCI HPCR(140PS)-PUMA FROM (V)7A000001 TO (V)BA999999)



Callout	Description	Qty	OSI	From	To	E	Number
1	CHAIN - TIMING \$	1	Y				LR004457
2	GEAR - CAMSHAFT DRIVE \$	2	Y		(V)9A768937		LR004456
2	GEAR - CAMSHAFT DRIVE \$	2	-	(V)9A768938			LR014247
3	SPROCKET \$	1	-				LR004485
4	TENSIONER - TIMING CHAIN \$	1	-		(V)7A748007		LR004439
4	TENSIONER - TIMING CHAIN \$	1	-	(V)7A748008			LR005329
5	GUIDE \$	1	Y				LR004367
6	GUIDE \$	1	Y				LR004450
7	TENSIONER - TIMING CHAIN \$	1	-				LR005330
8	GUIDE \$	1	-				LR004449
9	BOLT, M6 X 30 \$	4	-				LR004340
10	BOLT \$	1	-		(V)7A999999		LR004442
10	BOLT \$	1	-	(V)8A000001			LR006615
11	BOLT - HEX. HEAD - FLANGED, M8 X 16 \$	6	-				LR004386
12	BOLT, M6 X 50 \$	3	-				LR004499
13	NUT \$	1	-				LR002806
14	BOLT, M8 X 25 \$	4	-				LR000260
15	HUB \$	1	-		(V)7A999999		LR004481
15	HUB \$	1	-	(V)8A000001			LR006248
16	BOLT, M6 X 25MM \$	1	-				LR004338

Section: G02.026 TIMING GEAR (2.2L 16V TC I4 DSL 122PS PUMA FROM (V)CA000001)



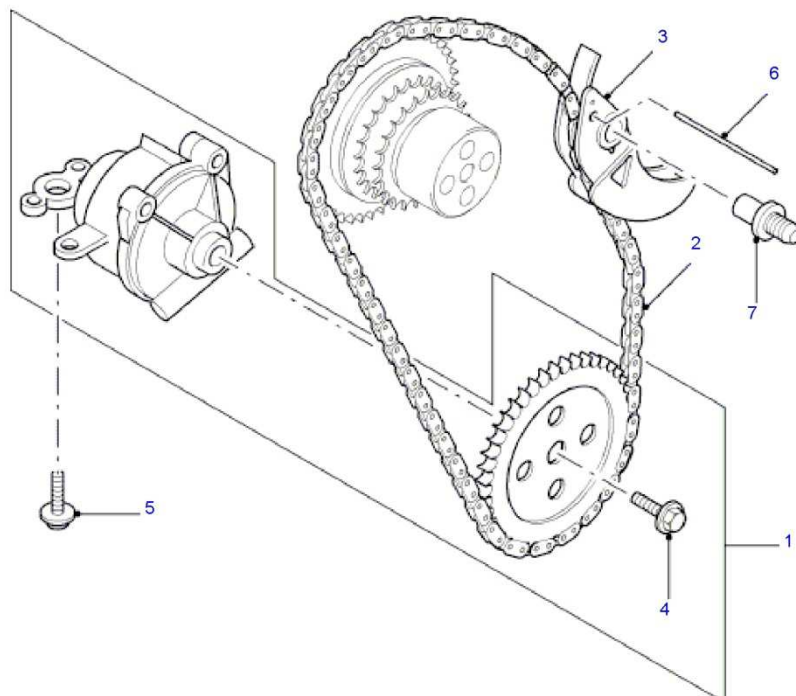
630

Callout	Description	Qty	OSI	From	To	E	Number
1	CHAIN - TIMING \$	1	-				LR023524
2	GEAR - CAMSHAFT DRIVE \$	2	-				LR014247
3	SPROCKET \$	1	-				LR029908
4	TENSIONER - TIMING CHAIN \$	1	-				LR029910
5	GUIDE \$	1	Y		(V)CA444222		LR031817
5	GUIDE \$	1	-	(V)CA444223			LR032980
6	GUIDE \$	1	-				LR031384
7	TENSIONER - TIMING CHAIN \$	1	-				LR029911
8	GUIDE \$	1	-				LR004449
9	BOLT, M6 X 30 \$	4	-				LR004340
10	BOLT \$	1	-				LR006615
11	BOLT - HEX. HEAD - FLANGED, M8 X 16 \$	6	-				LR004386
12	BOLT, M6 X 50 \$	3	-				LR004499
13	BOLT, M6 X 25MM \$	1	-				LR004338
14	BOLT, M10 X 31MM \$	1	-				LR029909

With compliments from ,

Catalogue: Defender 2007-

Section: G03.005 OIL PUMP (2.4L DURATORQ-TDCI HPCR(140PS)-PUMA FROM (V)7A000001 TO (V)BA999999)



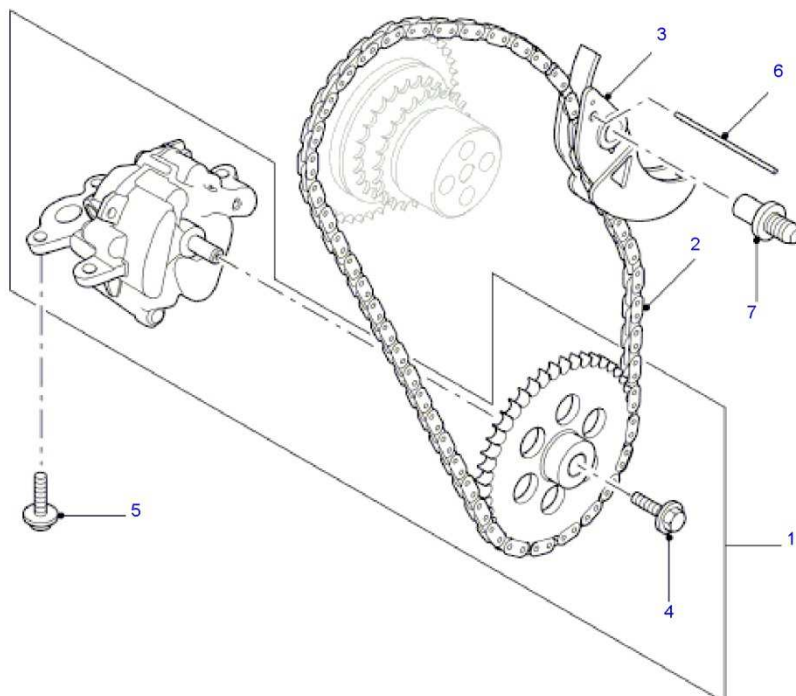
G03.005  
01-2007  
L8  
LB0173

Callout	Description	Qty	OSI	From	To	E	Number
1	PUMP - OIL \$	1	-				LR004868
2	CHAIN - OIL PUMP DRIVE \$	1	-				LR004405
3	TENSIONER \$	1	Y				LR004406
4	BOLT - HEX.HEAD, M8 X 20MM \$	1	-				LR004504
5	BOLT - HEX.HEAD, M6 X 25MM \$	2	-				4378449
6	PIN - FASTENING \$	1	-				LR004246
7	STUD \$	1	-				LR004360

With compliments from ,

Catalogue: Defender 2007-

Section: G03.006 OIL PUMP (2.2L 16V TC I4 DSL 122PS PUMA FROM (V)CA000001)



G03.006  
09-2011  
L8  
L8G03006

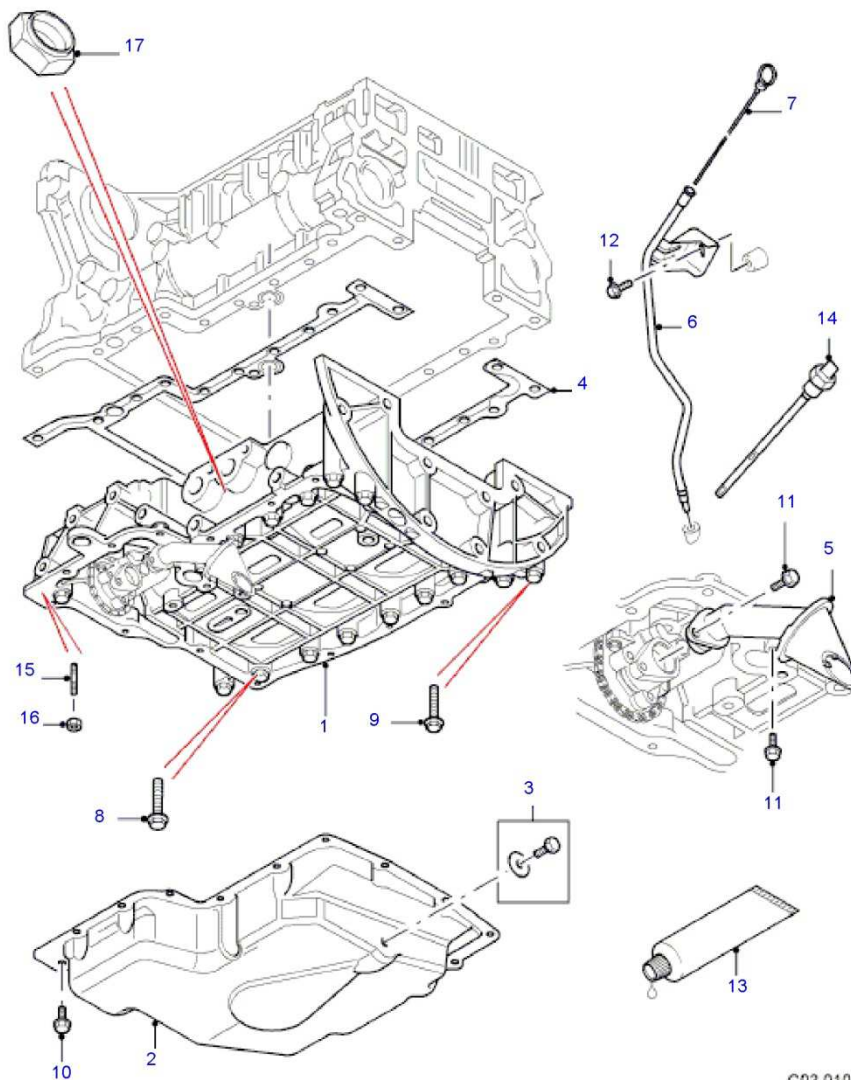


Callout	Description	Qty	OSI	From	To		E	Number
1	PUMP - OIL \$	1	-		(V)CA444444			LR029912
1	PUMP - OIL \$	1	-	(V)CA444445				LR036454
2	CHAIN - OIL PUMP DRIVE \$	1	-					LR004405
3	TENSIONER \$	1	-					LR019664
4	BOLT - HEX.HEAD, M8 X 20MM \$	1	-					LR004504
5	BOLT - HEX.HEAD, M6 X 25MM \$	2	-					4378449
6	PIN - FASTENING \$	1	-					LR004246
7	STUD \$	1	-					LR004360

With compliments from ,

Catalogue: Defender 2007-

Section: G03.010 OIL PAN/OIL LEVEL INDICATOR (2.4L DURATORQ-TDCI HPCR(140PS)-PUMA FROM (V)7A000001 TO (V)BA999999)



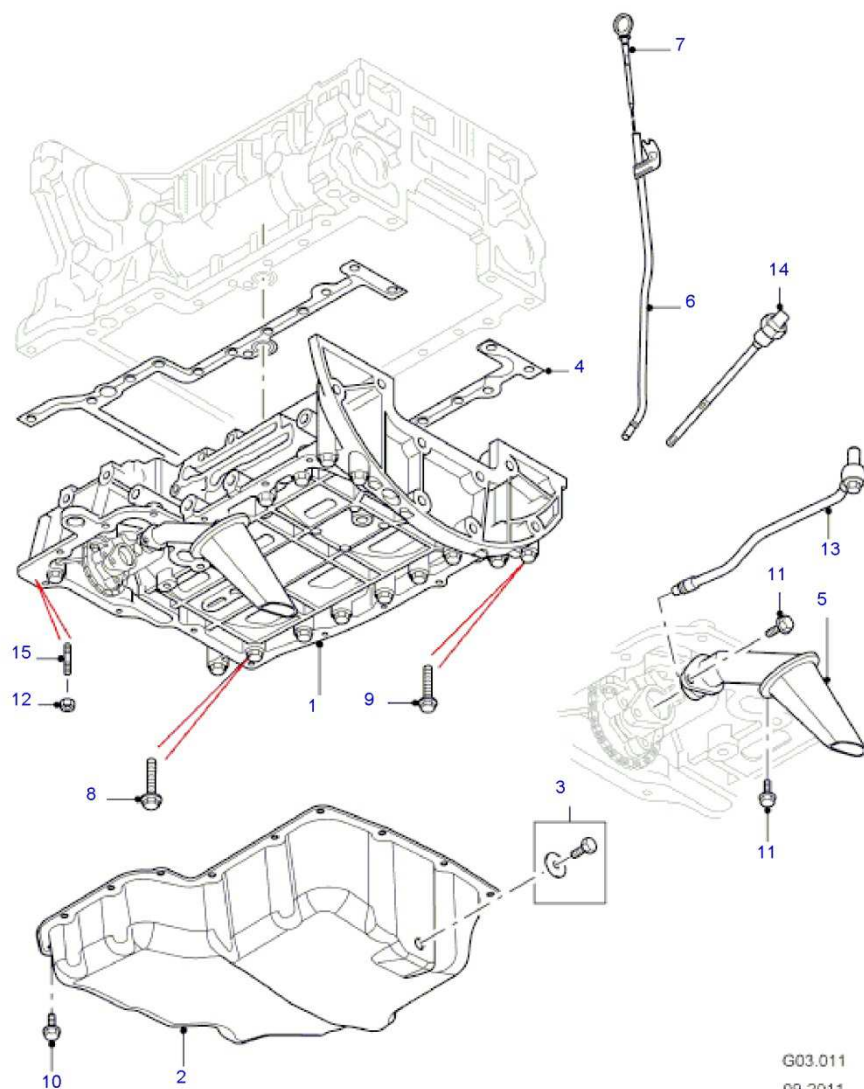
G03.010  
01-2007  
L8  
LB0188

Callout	Description	Qty	OSI	From	To	E	Number
1	FRAME \$	1	Y		(V)7A999999		LR004451
1	FRAME \$	1	Y	(V)8A000001	(V)9A999999		LR007520
1	FRAME \$	1	-	(V)AA000001			LR008977
2	PAN - ENGINE OIL \$	1	-				LR007598
3	PLUG - OIL DRAIN \$	1	-				1013938
4	GASKET - OIL PAN \$	1	Y		(V)7A999999		LR004409
4	GASKET - OIL PAN \$	1	-	(V)8A000001			LR006957
5	TUBE - OIL PUMP INLET \$	1	-				LR004387
6	TUBE \$	1	-				LQN500050
7	INDICATOR - OIL LEVEL \$	1	-				LQM500070
8	BOLT - HEX.HEAD, M8 X 80MM \$	X	-				LR004336
9	BOLT - HEX.HEAD, M8 X 35MM \$	3	-				4469260
10	BOLT - HEX.HEAD, M6 X 16MM \$	11	-				LR004337
11	BOLT - HEX.HEAD, M6 X 20MM \$	2	-				4558527
12	BOLT - HEX.HEAD, M8 X 20MM \$	1	-				FS108206
13	SEALER, USE AS REQUIRED \$	X	-				STC50550
14	SENSOR - OIL LEVEL \$	1	-				LR005905
15	STUD, M6 X 12-M6 X 13.8 \$	5	-		(V)7A999999		LR004354
15	STUD, M6 X 12-M6 X 13.8 \$	5	-	(V)8A000001			LR005629
16	NUT, M6 \$	5	-				LR004344
17	PLUG - BLANKING \$	1	-				LR004617

With compliments from ,

Catalogue: Defender 2007-

Section: G03.011 OIL PAN/OIL LEVEL INDICATOR (2.2L 16V TC I4 DSL 122PS PUMA FROM (V)CA000001)



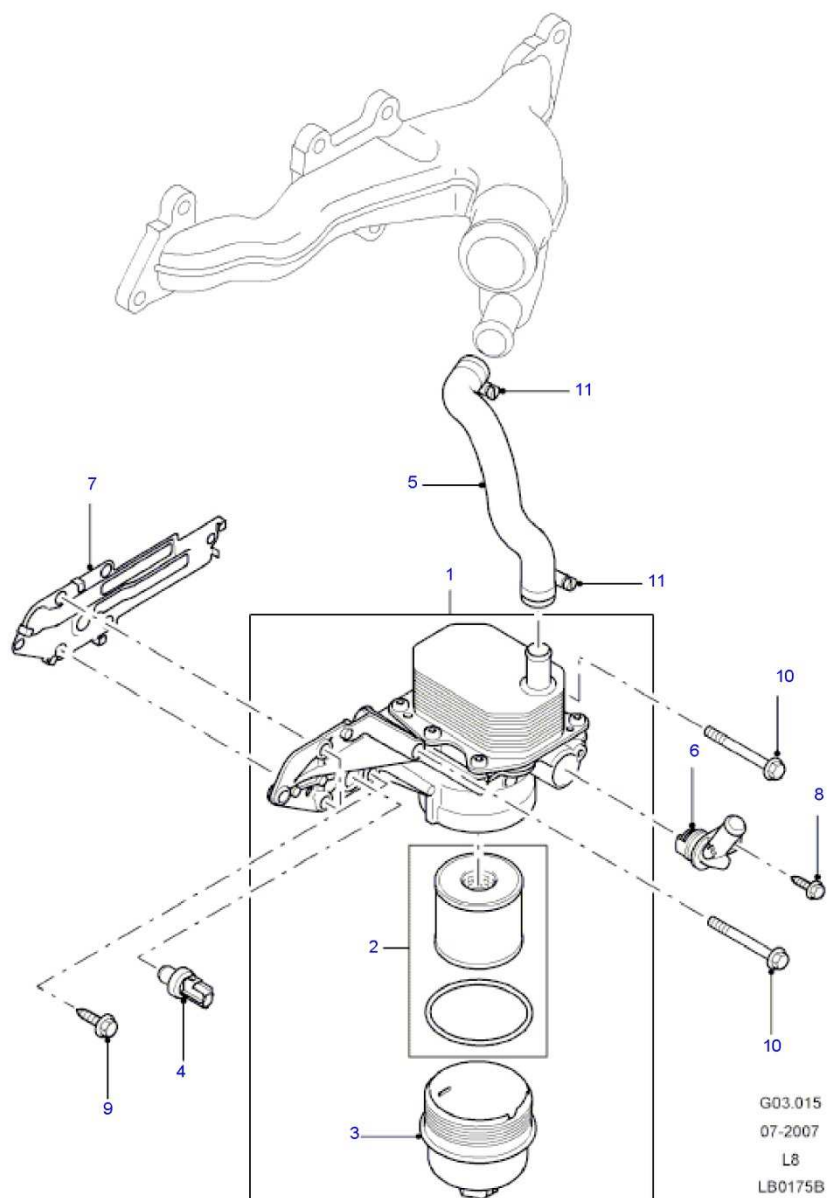
G03.011  
09-2011  
L8  
L8G03011

Callout	Description	Qty	OSI	From	To	E	Number
1	FRAME \$	1	-				LR029913
2	PAN - ENGINE OIL \$	1	-				LR007598
3	PLUG - OIL DRAIN \$	1	-				1013938
4	GASKET - OIL PAN \$	1	-				LR032154
5	TUBE - OIL PUMP INLET \$	1	-				LR029914
6	TUBE \$	1	-				LR029916
7	INDICATOR - OIL LEVEL \$	1	-				LR029917
8	BOLT - HEX.HEAD, M8 X 80MM \$	X	-				LR004336
9	BOLT - HEX.HEAD, M8 X 35MM \$	3	-				4469260
10	BOLT - HEX.HEAD, M6 X 16MM \$	11	-				LR005625
11	BOLT - HEX.HEAD, M6 X 20MM \$	2	-				4558527
12	NUT, M6 \$	5	-				LR004344
13	TUBE - OIL RETURN \$	1	-				LR029925
14	SENSOR - OIL LEVEL \$	1	-				LR005905
15	STUD, M6 X 12-M6 X 13.8 \$	5	-				LR005629

With compliments from ,

Catalogue: Defender 2007-

Section: G03.015 OIL COOLER AND FILTER (2.4L DURATORQ-TDCI HPCR(140PS)-PUMA FROM (V)7A000001 TO (V)BA999999)



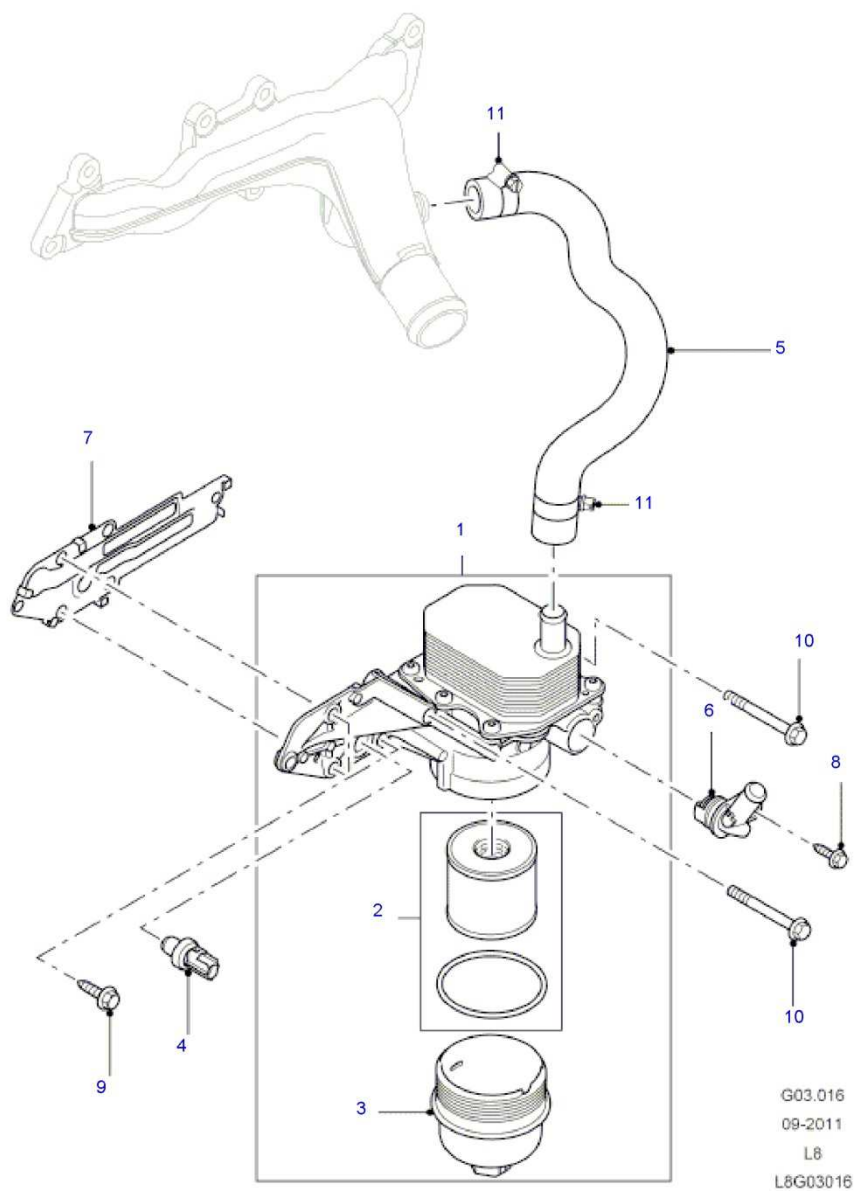
© 2004 - 2012 Infomedia Ltd and its licensors.

Callout	Description	Qty	OSI	From	To	E	Number
1	OIL COOLER \$	1	Y				LR004426
2	FILTER - ENGINE OIL - ELEMENT \$	1	Y				LR004459
3	BOWL - FILTER \$	1	-				LR004508
4	SWITCH - OIL PRESSURE \$	1	-				LR004410
5	HOSE - WATER \$	1	-				LR004462
6	THERMOSTAT \$	1	-		(V)7A748007		LR004557
6	THERMOSTAT \$	1	-	(V)7A748008			LR005894
7	SEAL \$	1	-				LR004447
8	SCREW, M6 X 25MM \$	1	-				4378449
9	BOLT, M8 X 25MM \$	4	-				FS108252
10	BOLT - HEX.HEAD, M8 X 75 \$	2	-				LR004315
11	CLIP - HOSE \$	2	-				LR004503

With compliments from ,

Catalogue: Defender 2007-

Section: G03.016 OIL COOLER AND FILTER (2.2L 16V TC I4 DSL 122PS PUMA FROM (V)CA000001)



© 2004 - 2012 Infomedia Ltd and its licensors.

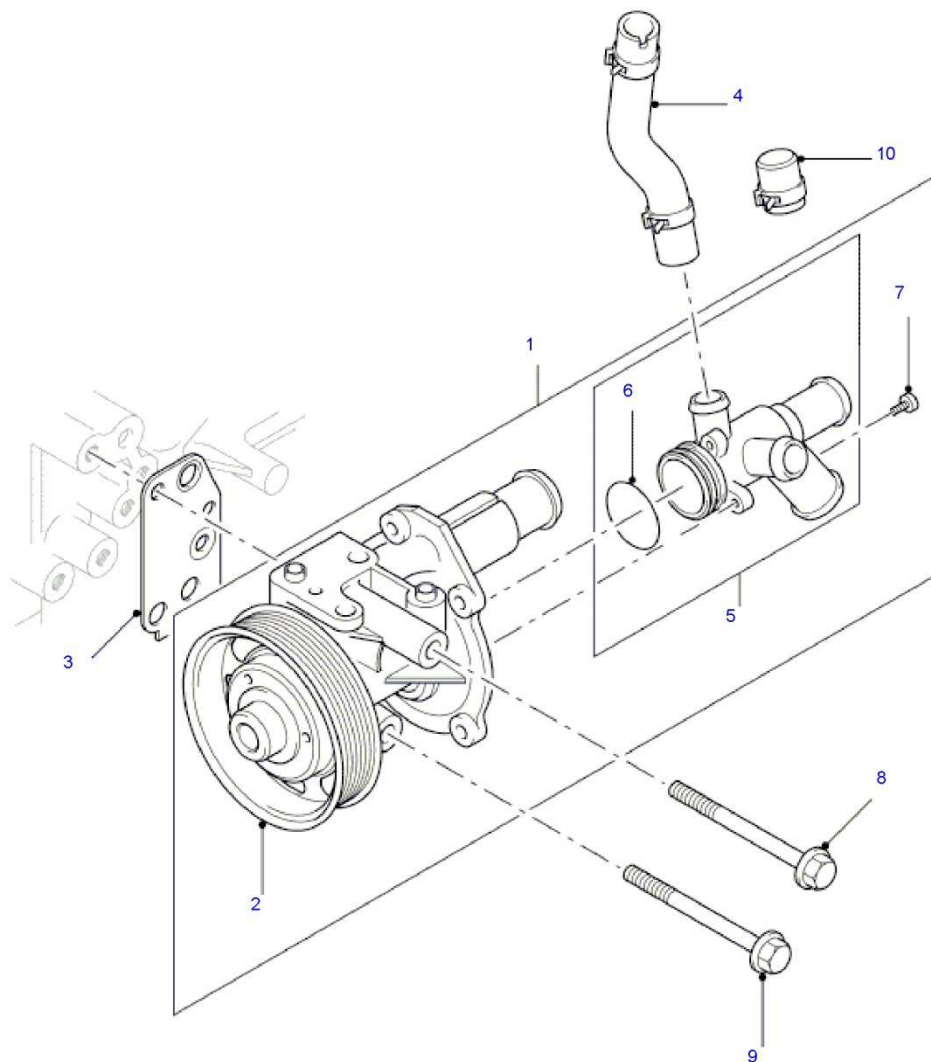


Callout	Description	Qty	DSI	From	To	E	Number
1	OIL COOLER \$	1	-				LR029928
2	FILTER - ENGINE OIL - ELEMENT \$	1	Y				LR004459
3	BOWL - FILTER \$	1	-				LR004508
4	SWITCH - OIL PRESSURE \$	1	-				LR004410
5	HOSE - WATER \$	1	-		(V)CA444443		LR029933
5	HOSE - WATER \$	1	-	(V)CA444444			LR037958
6	THERMOSTAT \$	1	-				LR029936
7	SEAL \$	1	-				LR004447
8	SCREW, M6 X 25MM \$	1	-				4378449
9	BOLT, M8 X 25MM \$	4	-				FS108252
10	BOLT - HEX.HEAD, M8 X 75 \$	2	-				LR004315
11	CLIP - HOSE \$	2	-				LR004503

With compliments from ,

Catalogue: Defender 2007-

Section: G04.005 WATER PUMP (2.4L DURATORQ-TDCI HPCR(140PS)-PUMA FROM (V)7A000001 TO (V)BA999999)



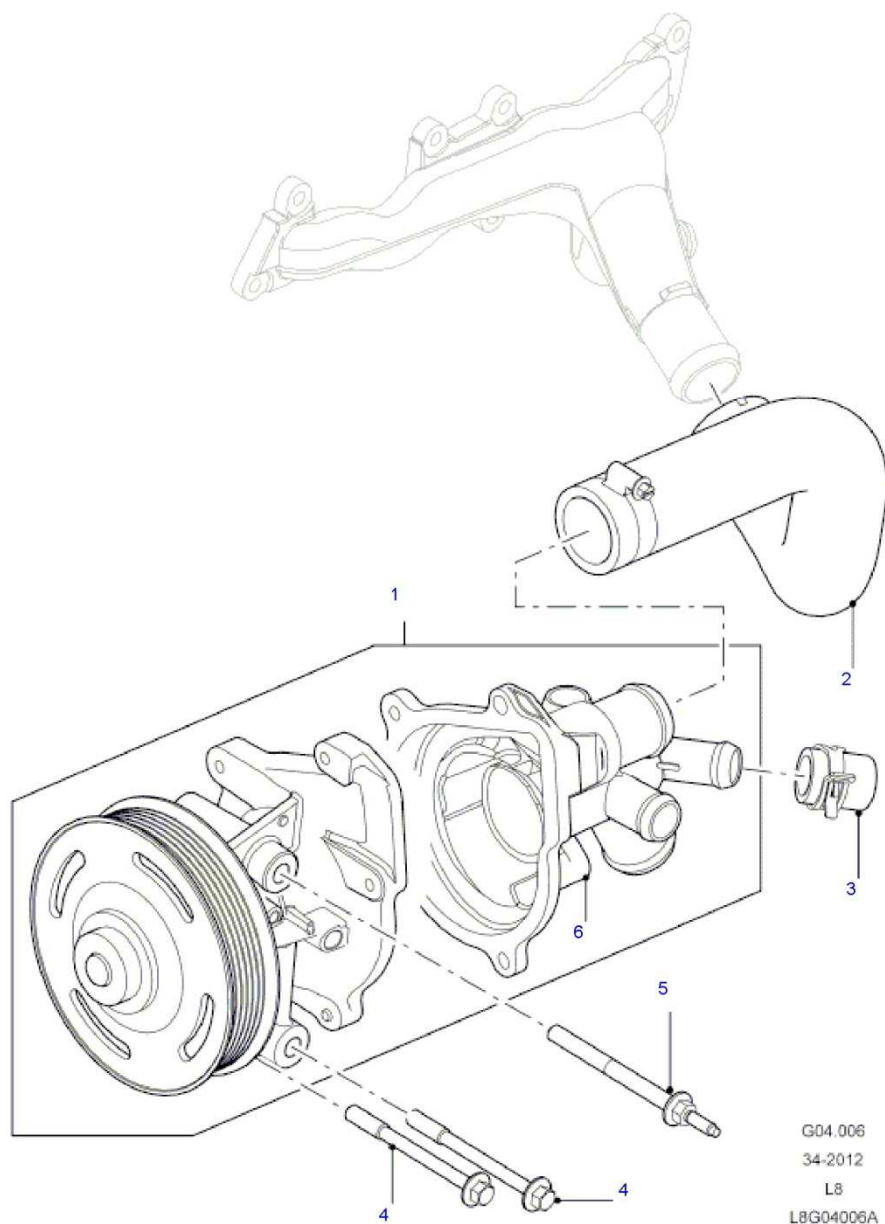
G04.005  
08-2011  
L8  
LB0174A

Callout	Description	Qty	OSI	From	To	E	Number
1	PUMP AND CONNECTOR - WATER \$	1	-				LR004514
2	PUMP - WATER \$	1	-				LR004799
3	GASKET - WATER PUMP \$	1	-				LR004389
4	HOSE \$	1	-				LR004628
5	CONNECTION - WATER \$	1	-				LR004627
6	""O" RING' \$	1	-				LR004614
7	BOLT - HEX.HEAD, M6 X 20MM, FLANGED HEAD \$	5	-				FS106206
8	BOLT - HEX.HEAD, M8 X 70MM \$	2	-				LR004335
9	BOLT - HEX.HEAD, M8 X 105MM \$	1	-				LR004350
10	PLUG-BLANKING. \$	1	-				PYB500040

With compliments from ,

Catalogue: Defender 2007-

Section: G04.006 WATER PUMP (2.2L 16V TC I4 DSL 122PS PUMA FROM (V)CA000001)



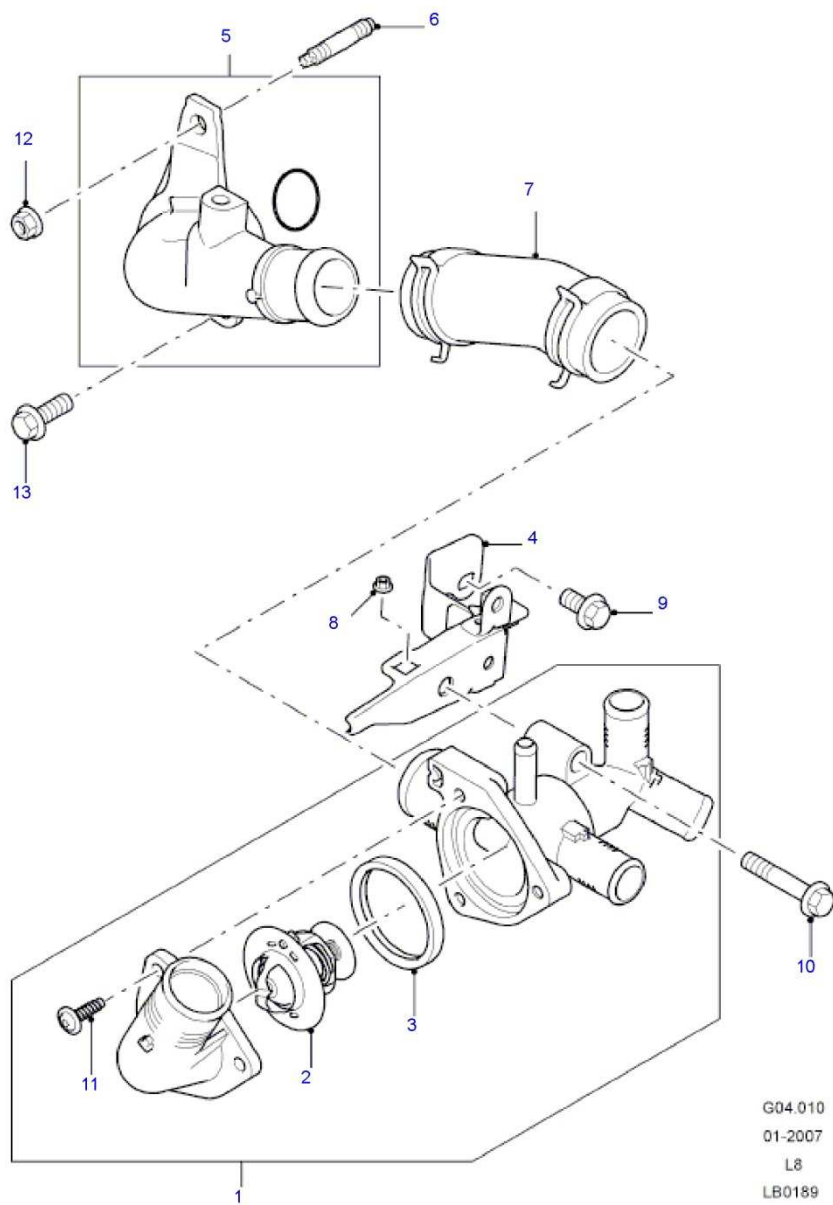
© 2004 - 2012 Infomedia Ltd and its licensors.

Callout	Description	Qty	OSI	From	To	E	Number
1	PUMP AND CONNECTOR - WATER \$	1	-				LR029963
2	HOSE \$	1	-				LR029943
3	PLUG-BLANKING. \$	1	Y				LR031937
4	BOLT - HEX.HEAD, M8 X 85MM \$	2	-				LR022160
5	BOLT - HEX.HEAD, M8 X 85 + M6 X 16 \$	1	-				LR029968
6	CONNECTION - WATER \$	1	-				LR044455

With compliments from ,

Catalogue: Defender 2007-

Section: G04.010 THERMOSTAT/HOUSING & RELATED PARTS (2.4L DURATORQ-TDCI  
HPCR(140PS)-PUMA FROM (V)7A000001 TO (V)BA999999)

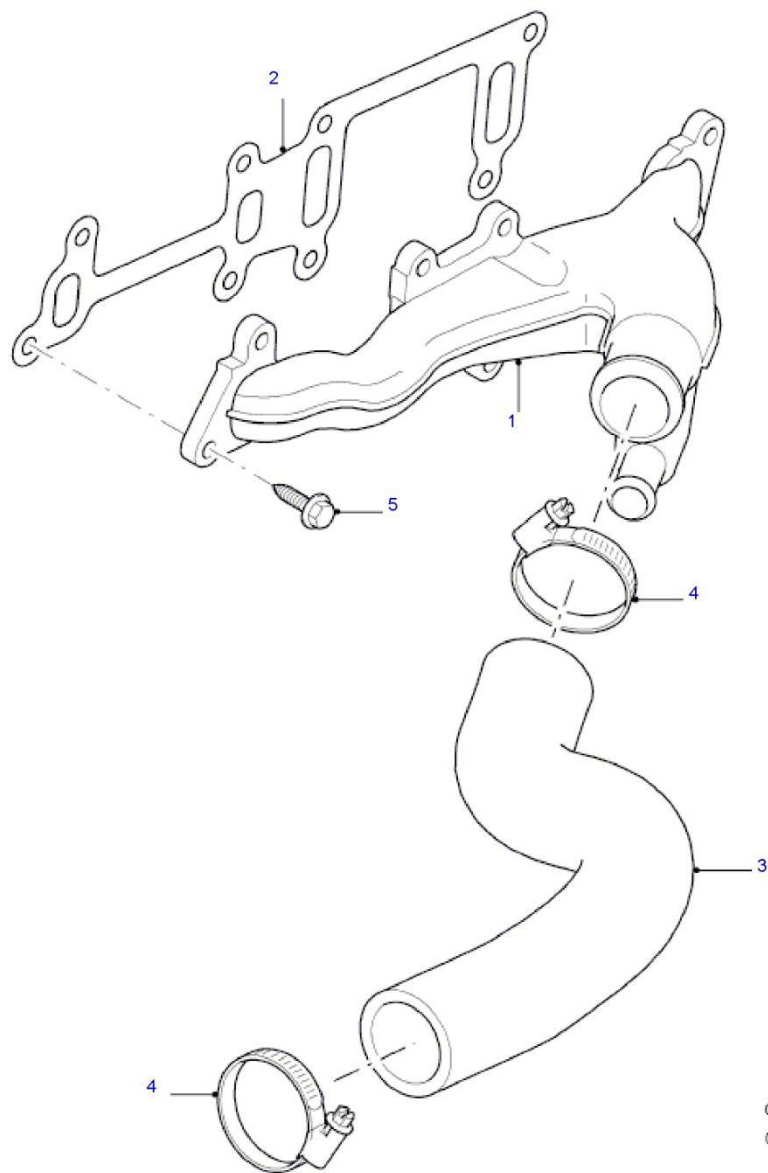


Callout	Description	Qty	OSI	From	To	E	Number
1	HOUSING - THERMOSTAT \$	1	-				LR004656
2	THERMOSTAT \$	1	-				LR004618
3	SEAL - THERMOSTAT \$	1	-				LR004613
4	BRACKET \$	1	-				LR004509
5	CONNECTION - WATER \$	1	-				LR004463
6	STUD - SPECIAL, M8 X 17 + M8 X 21 \$	1	-				LR004356
7	HOSE - WATER OUTLET \$	1	-				LR004641
8	NUT - ANCHOR, M6 \$	1	-				LR000046
9	BOLT, M8 X 16 \$	1	Y				FS108161
10	BOLT, M8 X 45MM \$	1	-				LR004603
11	BOLT \$	3	-				LR004615
12	NUT, M8 X 1.25 \$	1	-				FN108042
13	SCREW, M8 X 25 \$	2	Y				FS108251

With compliments from ,

Catalogue: Defender 2007-

Section: G04.015 WATER MANIFOLD AND HOSES (2.4L DURATORQ-TDCI HPCR(140PS)-PUMA FROM (V)7A000001 TO (V)BA999999)



G04.015  
01-2007  
L8  
LB0190A

© 2004 - 2012 Infomedia Ltd and its licensors.

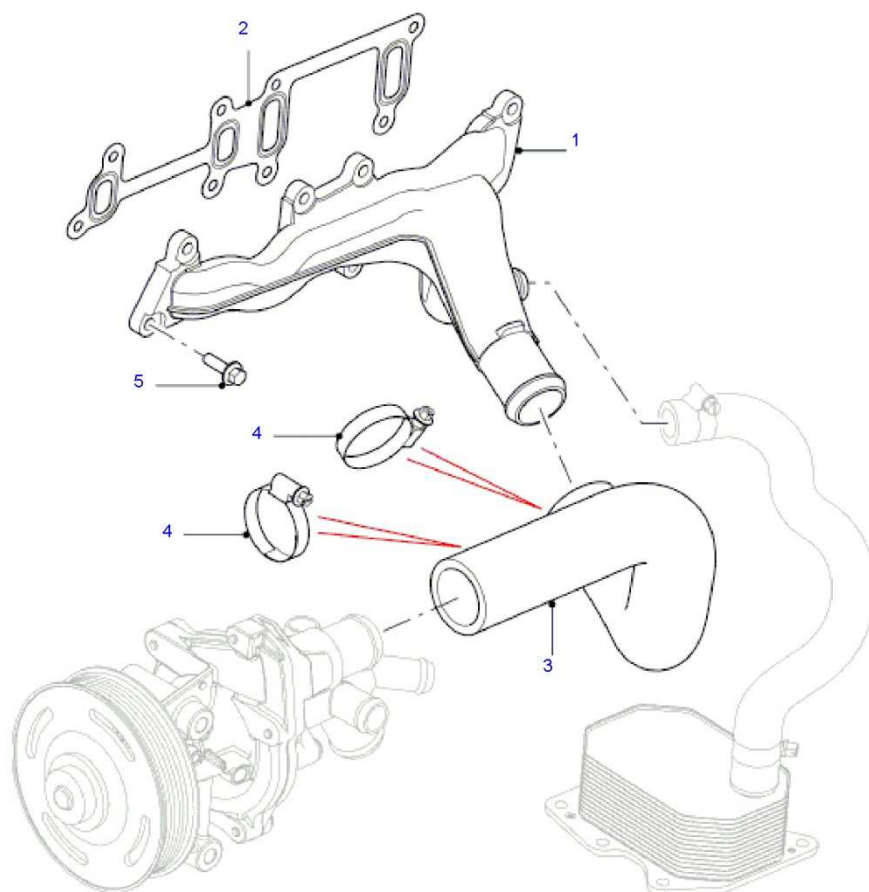


Callout	Description	Qty	OSI	From	To		E	Number
1	MANIFOLD - WATER \$	1	-					LR004461
2	GASKET \$	1	-					LR004415
3	HOSE - WATER \$	1	-					LR004460
4	CLIP - HOSE, 32 X 50MM \$	2	Y					LR004362
5	BOLT, M6 X 20MM \$	8	-					4558527

With compliments from ,

Catalogue: Defender 2007-

Section: G04.016 WATER MANIFOLD AND HOSES (2.2L 16V TC I4 DSL 122PS PUMA FROM (V)CA000001)



G04.016  
09-2011  
L8  
L8G04016

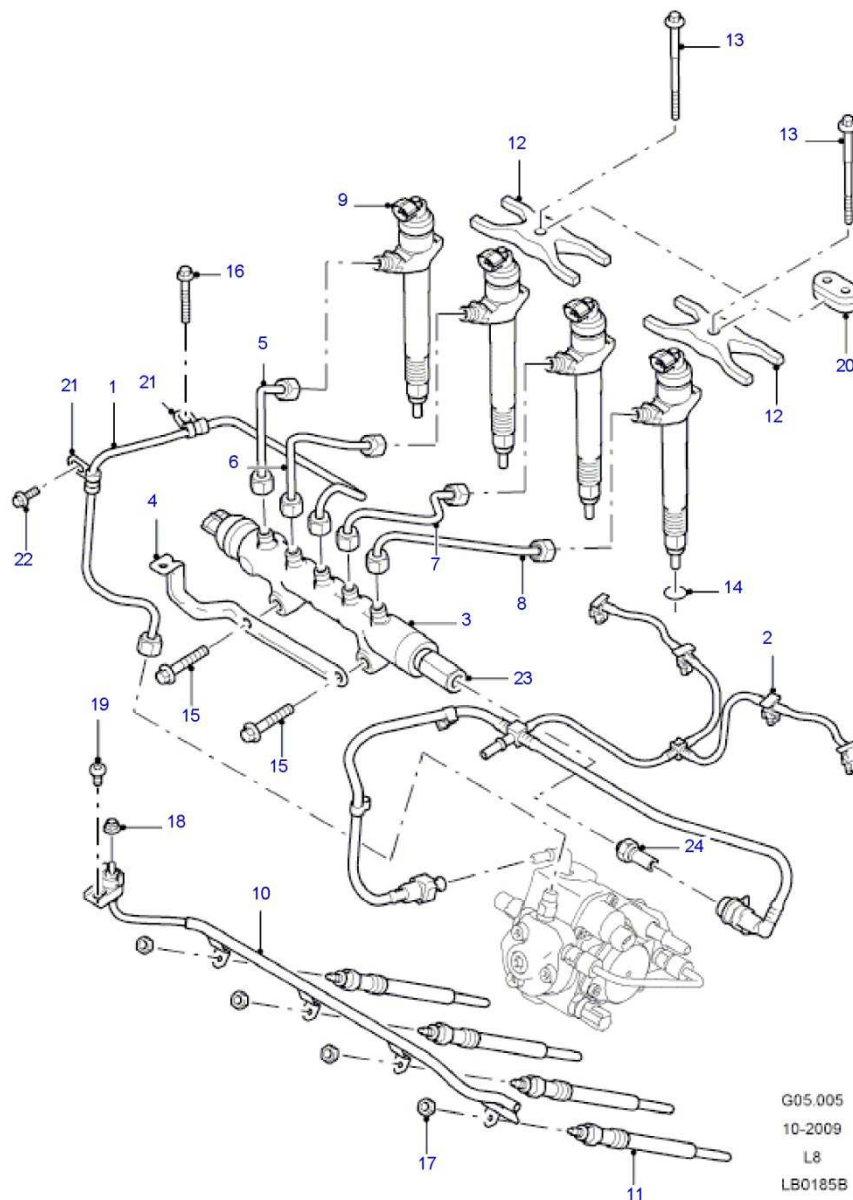
© 2004 - 2012 Infomedia Ltd and its licensors.

Callout	Description	Qty	OSI	From	To	E	Number
1	MANIFOLD - WATER \$	1	-				LR029965
2	GASKET \$	1	-				LR004415
3	HOSE - WATER \$	1	-				LR029943
4	CLIP - HOSE, 32 X 50MM \$	2	Y				LR004362
5	BOLT, M6 X 20MM \$	8	-				4558527

With compliments from ,

Catalogue: Defender 2007-

Section: G05.005 FUEL INJECTORS AND PIPES (2.4L DURATORQ-TDCI HPCR(140PS)-PUMA FROM (V)7A000001 TO (V)BA999999)

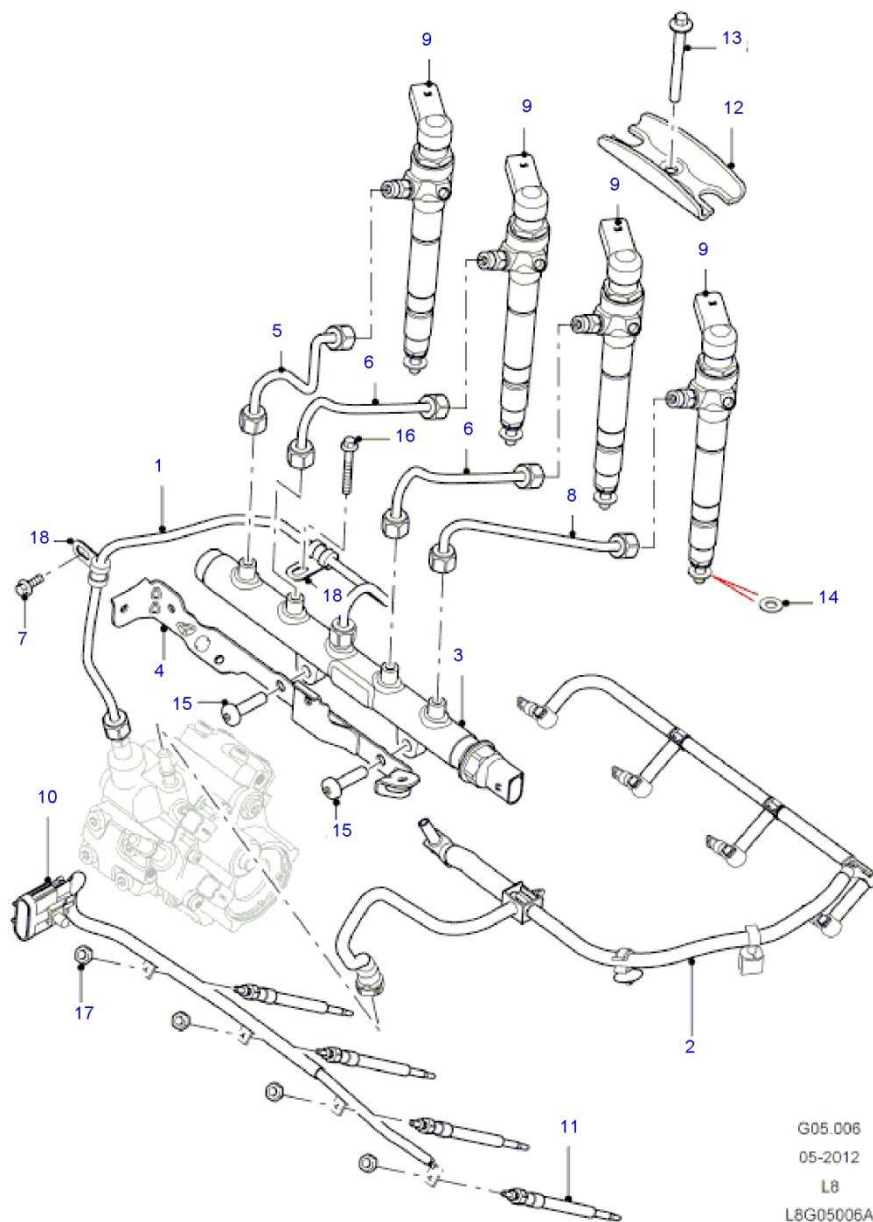


Callout	Description	Qty	OSI	From	To		E	Number
1	TUBE \$	1	-					LR004478
2	TUBE \$	1	-					LR005749
3	MANIFOLD - FUEL SUPPLY \$	1	-					LR006865
4	BRACKET \$	1	-					LR004486
5	TUBE - FUEL SUPPLY \$	1	-					LR004466
6	TUBE - FUEL SUPPLY \$	1	-					LR004467
7	TUBE - FUEL SUPPLY \$	1	-					LR004468
8	TUBE - FUEL SUPPLY \$	1	-					LR004469
9	INJECTOR \$	4	Y		(V)8A760124			LR004480
9	INJECTOR, NEW. BEFORE ORDERING PLEASE CHECK FOR SERVICE EXCHANGE VERSION \$	4	-	(V)8A760125			S	LR006803
9	INJECTOR, EXCHANGE \$	4	-				E	LR010137
10	WIRE - GLOW PLUG \$	1	-					LR004840
11	GLOW PLUG \$	4	-					LR004377
12	CLAMP \$	2	Y					LR004484
13	BOLT \$	2	-					LR004487
14	SEAL \$	4	-					LR004662
15	BOLT, M8 X 45 \$	2	-					LR005754
16	BOLT, M6 \$	X	-					LR004029
17	NUT, M4 \$	4	Y					LR004502
18	NUT AND WASHER - HEX., M5 \$	1	-					LR004608
19	SCREW, M6 X 14MM \$	1	-					LR004500
20	COVER \$	2	-					LR004483
21	CLAMP \$	2	-					DYC500170
22	SCREW, M6 X 14MM \$	1	-					LR005595
23	VALVE - PRESSURE RELIEF \$	1	-					LR006866
24	VALVE - PRESSURE RELIEF \$	1	-					LR019009

With compliments from ,

Catalogue: Defender 2007-

Section: G05.006 FUEL INJECTORS AND PIPES (2.2L 16V TC I4 DSL 122PS PUMA FROM (V)CA000001)

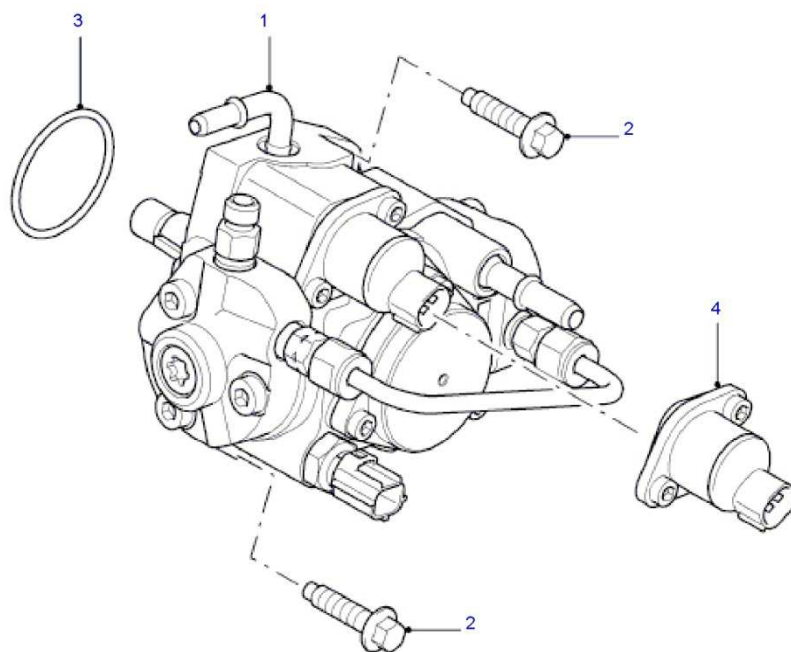


Callout	Description	Qty	OSI	From	To	E	Number
1	TUBE \$	1	-				LR029947
2	TUBE \$	1	-				LR029948
3	MANIFOLD - FUEL SUPPLY \$	1	-				LR029949
4	BRACKET \$	1	-		(V)CA444443		LR029950
4	BRACKET \$	1	-	(V)CA444444			LR043160
5	TUBE - FUEL SUPPLY \$	1	-				LR029951
6	TUBE - FUEL SUPPLY \$	2	-				LR029954
7	SCREW, M6 X 14MM \$	1	-				LR032066
8	TUBE - FUEL SUPPLY \$	1	-				LR029957
9	INJECTOR \$	4	-				LR032067
10	WIRE - GLOW PLUG \$	1	-		(V)CA455554		LR029959
10	WIRE - GLOW PLUG \$	1	-	(V)CA455555	(V)CA555554		LR037550
10	WIRE - GLOW PLUG \$	1	-	(V)CA555555			LR039646
11	GLOW PLUG \$	4	-				LR029960
12	CLAMP \$	2	-				LR029961
13	BOLT \$	2	-				LR029962
14	SEAL \$	4	-				LR032070
15	BOLT, M8 X 30MM \$	2	-				JYP500110
16	BOLT, M6 X 50MM \$	1	-				LR004029
17	NUT, M4 \$	4	-				NH104042
18	CLAMP \$	2	-				LR004490

With compliments from ,

Catalogue: Defender 2007-

Section: G05.010 FUEL INJECTION PUMP (2.4L DURATORQ-TDCI HPCR(140PS)-PUMA FROM (V)7A000001 TO (V)BA999999)



G05.010  
04-2008  
L8  
LB0199

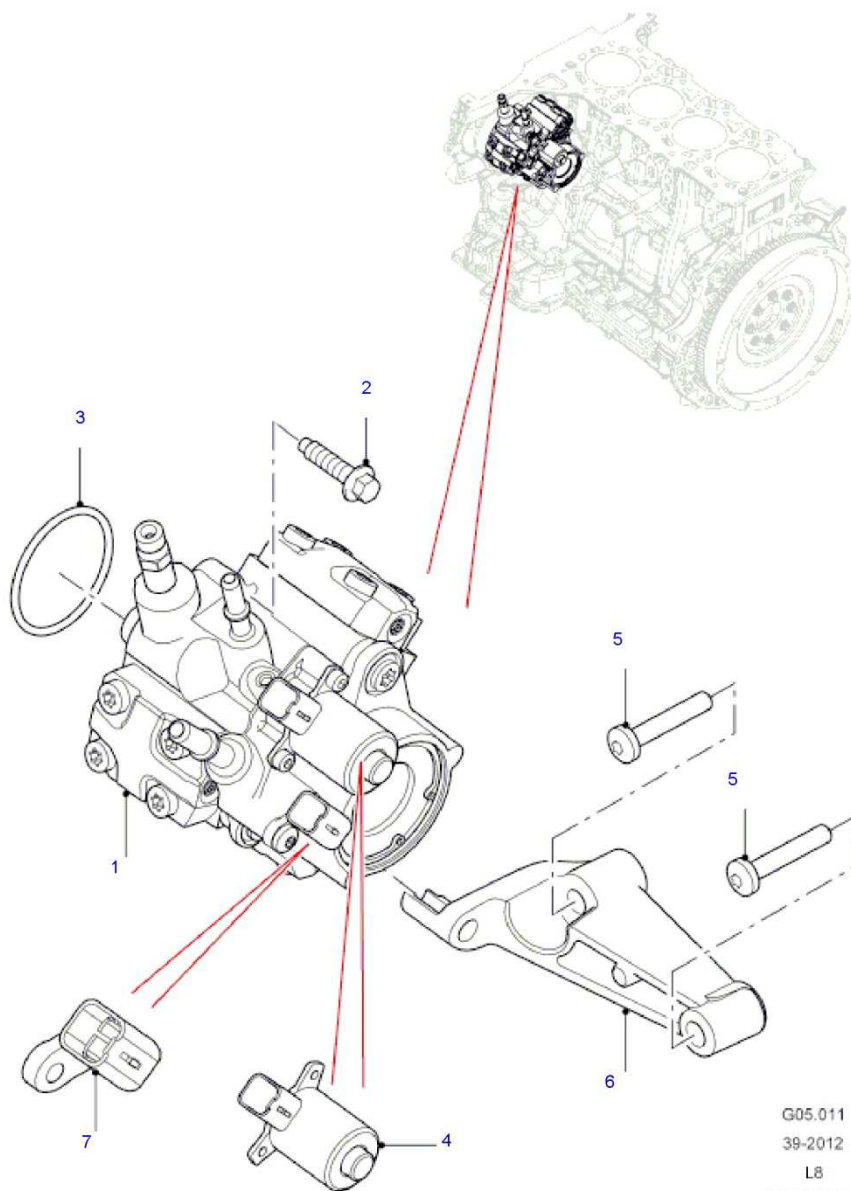


Callout	Description	Qty	OSI	From	To		E	Number
1	PUMP - FUEL INJECTION, NEW \$	1	Y		(V)7A999999			LR006804
1	PUMP - FUEL INJECTION, NEW, BEFORE ORDERING PLEASE CHECK FOR SERVICE EXCHANGE VERSION \$	1	-	(V)8A000001			S	LR009587
1	PUMP - FUEL INJECTION, EXCHANGE PART (RE-MANUFACTURED) \$	1	-				E	LR010210
2	BOLT, M8 X 30MM \$	2	-					LR004363
3	RING \$	1	-					LR004364
4	VALVE - FUEL VAPOUR \$	1	-					LR009837

With compliments from ,

Catalogue: Defender 2007-

Section: G05.011 FUEL INJECTION PUMP (2.2L 16V TC I4 DSL 122PS PUMA FROM (V)CA000001)



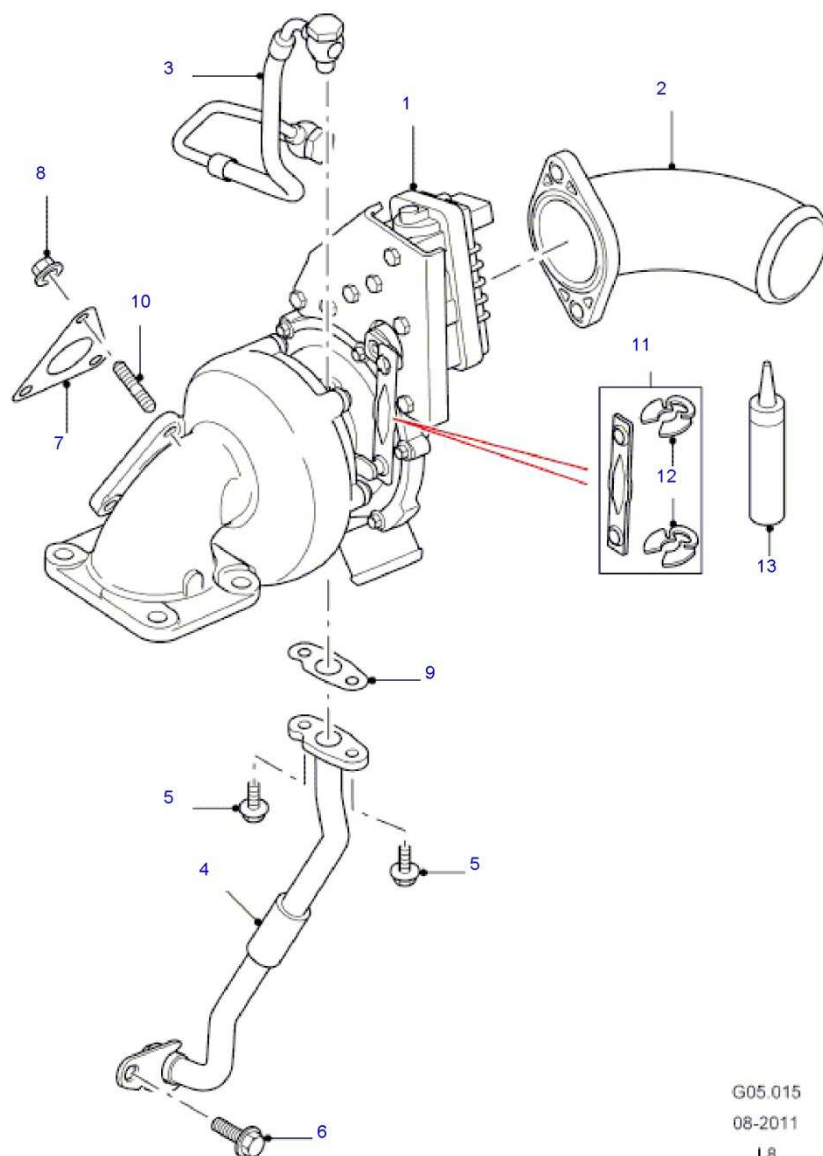
© 2004 - 2012 Infomedia Ltd and its licensors.

Callout	Description	Qty	OSI	From	To		E	Number
1	PUMP - FUEL INJECTION \$	1	-					LR029969
2	BOLT, M8 X 30MM \$	2	-					LR004363
3	RING \$	1	-					LR045359
4	VALVE - FUEL VAPOUR \$	1	-					LR045360
5	SCREW, M8 X 45MM \$	2	-					LR007471
6	BRACKET, FUEL INJECTION PUMP \$	1	-					LR029970
7	SENSOR - FUEL TEMPERATURE \$	1	-					LR045361

With compliments from ,

Catalogue: Defender 2007-

Section: G05.015 TURBOCHARGER (2.4L DURATORQ-TDCI HPCR(140PS)-PUMA FROM (V)7A000001 TO (V)BA999999)



G05.015  
08-2011  
L8  
LB0197D

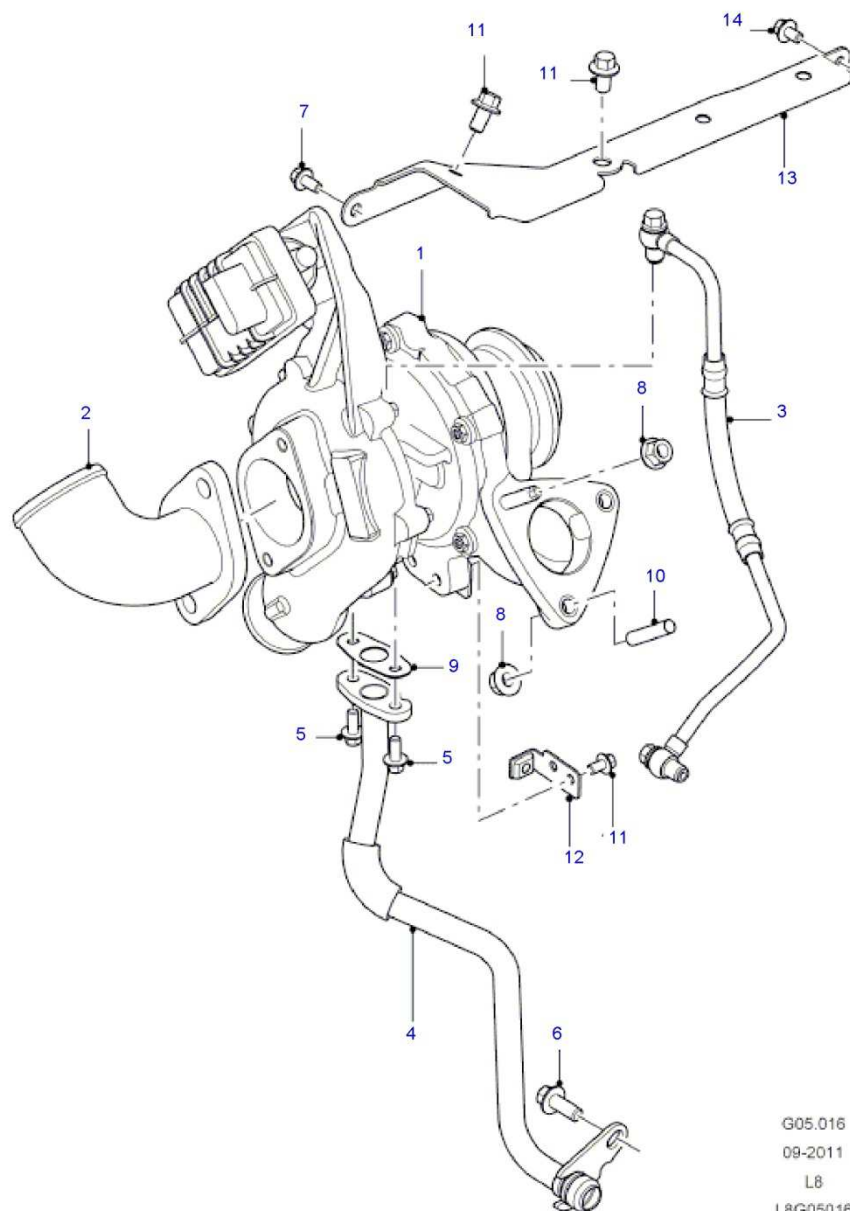
© 2004 - 2012 Infomedia Ltd and its licensors.

Callout	Description	Qty	DSI	From	To		E	Number
1	TURBOCHARGER, NEW, BEFORE ORDERING PLEASE CHECK FOR SERVICE EXCHANGE VERSION \$	1	Y		(V)9A768938			LR008203
1	TURBOCHARGER, EXCHANGE PART (RE-MANUFACTURED) \$	1	Y		(V)9A999999			LR010138
1	TURBOCHARGER, NEW, BEFORE ORDERING PLEASE CHECK FOR SERVICE EXCHANGE VERSION \$	1	Y	(V)9A768939	(V)9A999999			LR018497
1	TURBOCHARGER, NEW, BEFORE ORDERING PLEASE CHECK FOR SERVICE EXCHANGE VERSION \$	1	-	(V)AA000001			S	LR018396
1	TURBOCHARGER, EXCHANGE PART (RE-MANUFACTURED) \$	1	-	(V)AA000001			E	LR021013
2	ELBOW, 61.1MM \$	1	-					PNH500440
3	PIPE - OIL FEED \$	1	Y		(V)BA401519			LR004686
3	PIPE - OIL FEED \$	1	-	(V)BA401520				LR031928
4	HOSE - OIL RETURN \$	1	-					LR004444
5	SCREW, M6 X 14MM \$	2	-					LR004330
6	BOLT, M8 X 20MM \$	1	-					FT108206
7	GASKET - EXHAUST MANIFOLD \$	1	-					LR007168
8	NUT \$	3	-		(V)9A768844			LR004343
8	NUT \$	3	-	(V)9A768845				LR014199
9	GASKET \$	1	-					1331076
10	STUD \$	3	-					LR009704
11	ACTUATOR \$	1	-					LR019905
12	CLIP - SPECIAL \$	1	-					LR008722
13	GREASE - ANTISQUEAK \$	1	-					LR029042

With compliments from ,

Catalogue: Defender 2007-

Section: G05.016 TURBOCHARGER (2.2L 16V TC I4 DSL 122PS PUMA FROM (V)CA000001)



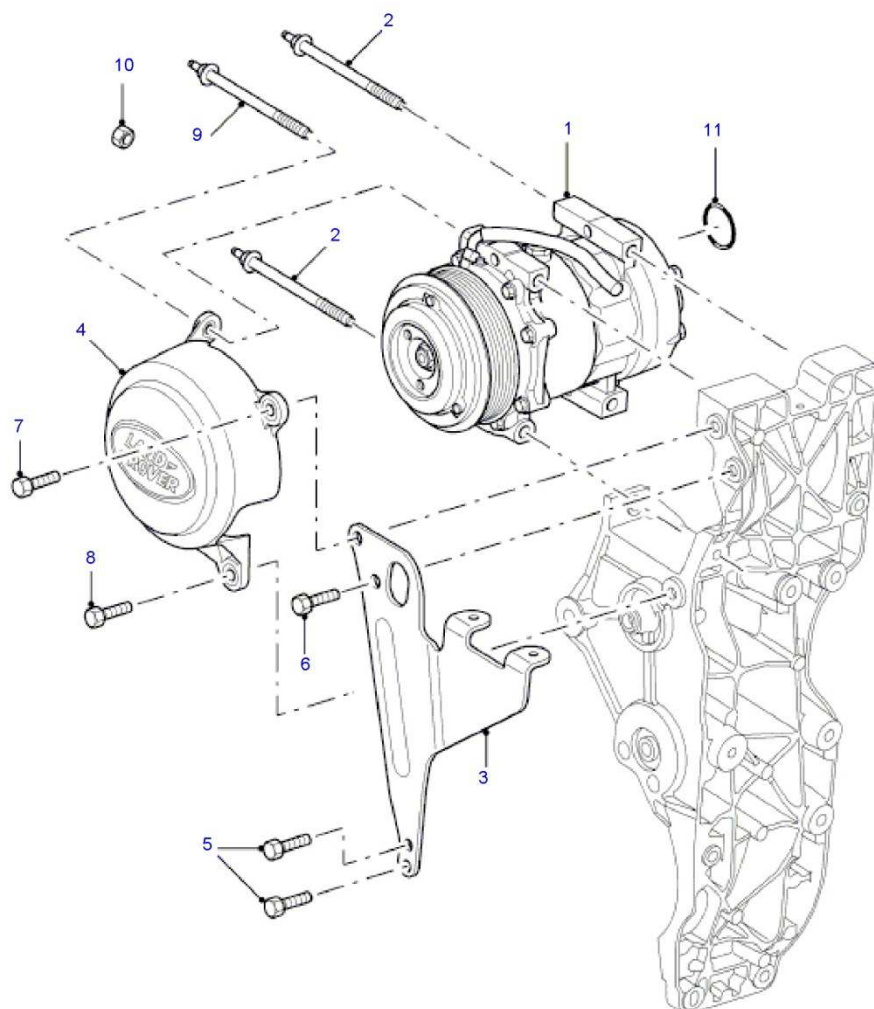
G05.016  
09-2011  
L8  
L8G05016

Callout	Description	Qty	OSI	From	To	E	Number
1	TURBOCHARGER \$	1	-		(V)CA555554		LR029972
1	TURBOCHARGER \$	1	-	(V)CA555555			LR042752
2	ELBOW, 61.1MM \$	1	-				PNH500440
3	PIPE - OIL FEED \$	1	-		(V)CA444443		LR029974
3	PIPE - OIL FEED \$	1	-	(V)CA444444			LR037952
4	HOSE - OIL RETURN \$	1	-				LR029975
5	SCREW, M6 X 14MM \$	2	-				LR004330
6	BOLT, M8 X 20MM \$	1	-				FT108206
7	BOLT, M6 X 12MM \$	1	-				FS106126
8	NUT \$	3	-				LR014199
9	GASKET \$	1	-				1331076
10	STUD \$	3	-				LR009704
11	BOLT, M8 X 14MM \$	6	-				FS108146
12	BRACKET - HEATSHIELD \$	1	-				LR029978
13	BRACKET - HEATSHIELD \$	1	-				LR029977
14	BOLT, M6 X 10MM \$	1	-				FS106106

With compliments from ,

Catalogue: Defender 2007-

Section: G07.001 AIR CONDITIONING - COMPRESSOR (2.4L DURATORQ-TDCI HPCR(140PS)-PUMA, WITH MANUAL AIR CONDITIONING FROM (V)7A000001 TO (V)BA999999)



G07.001  
05-2008  
L8  
LB0193A

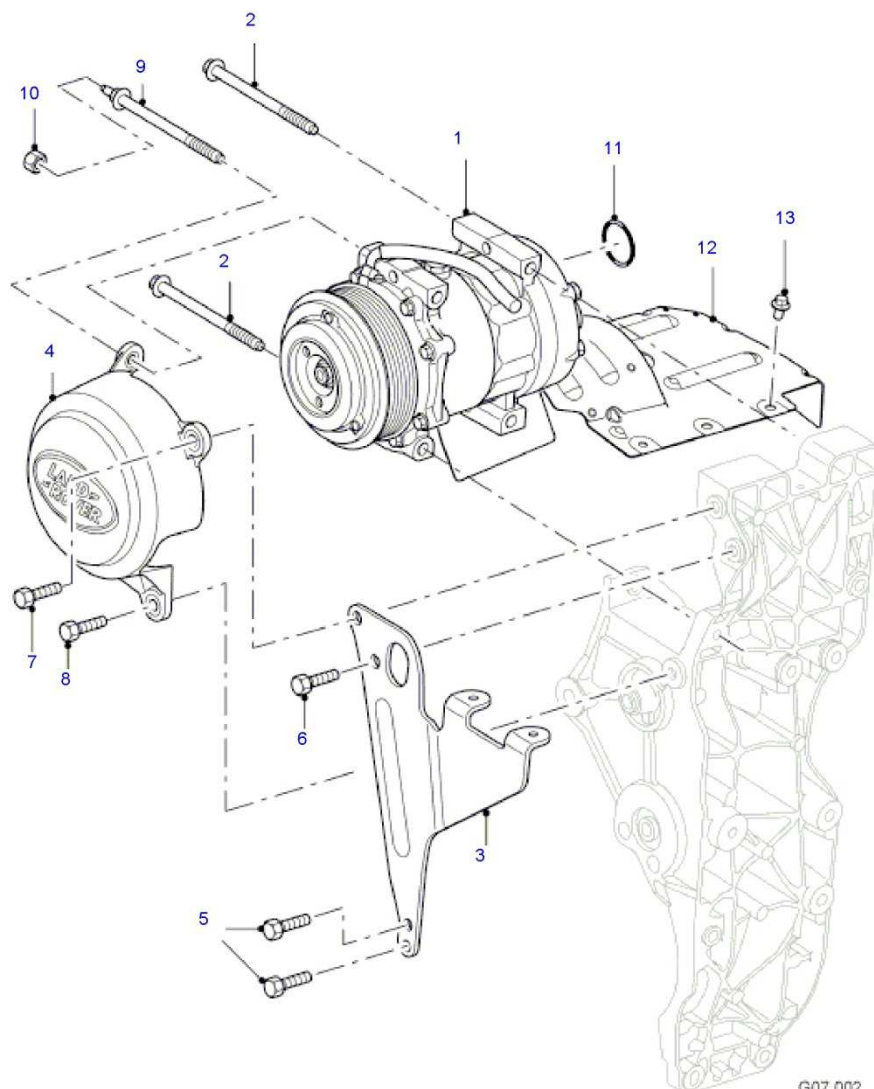


Callout	Description	Qty	OSI	From	To	E	Number
1	COMPRESSOR, NEW, BEFORE ORDERING PLEASE CHECK FOR SERVICE EXCHANGE VERSION \$	1	-		(V)9A771204	S	JPB500270
1	COMPRESSOR, EXCHANGE PART (RE-MANUFACTURED) \$	1	-		(V)9A771204	E	LR012809
1	COMPRESSOR, NEW, BEFORE ORDERING PLEASE CHECK FOR SERVICE EXCHANGE VERSION \$	1	Y	(V)9A771205		S	<del>JPB500300</del>
1	COMPRESSOR, EXCHANGE PART (RE-MANUFACTURED) \$	1	-	(V)9A771205		E	LR034090
2	BOLT, M8 X 110MM \$	2	-				FB108226
3	BRACKET - SUPPORT \$	1	-				LDU500080
4	GUARD \$	1	-				PRF500030
5	BOLT, M8 X 20 \$	2	-				FS108206
6	BOLT, M8 X 20 \$	1	-				FS108206
7	BOLT, M8 X 25 \$	1	-				FS108256
8	BOLT, M8 X 25 \$	1	-				FS108256
9	STUD \$	1	-				KYG500390
10	NUT, M6 \$	1	-				FN106046
11	O RING \$	2	-				JYX100140L

With compliments from ,

Catalogue: Defender 2007-

Section: G07.002 AIR CONDITIONING - COMPRESSOR (2.2L 16V TC I4 DSL 122PS PUMA, WITH MANUAL AIR CONDITIONING FROM (V)CA000001)



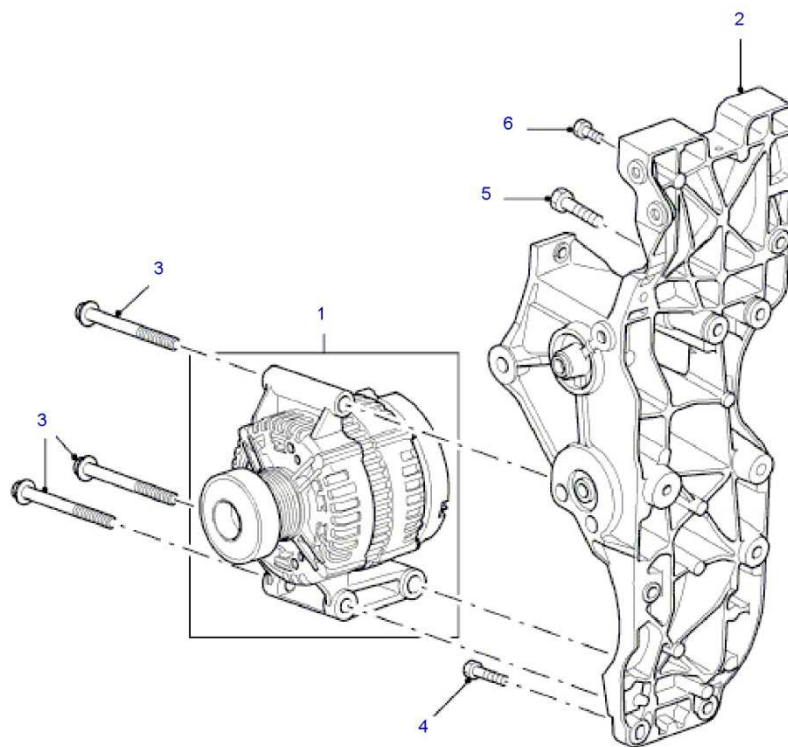
G07.002  
09-2011  
L8  
L8G07002

Callout	Description	Qty	OSI	From	To		E	Number
1	COMPRESSOR \$	1	-					LR031453
2	BOLT, M8 X 110MM \$	2	-					FB108226
3	BRACKET - SUPPORT \$	1	-					LDU500080
4	GUARD \$	1	-					PRF500030
5	BOLT, M8 X 20 \$	2	-					FS108206
6	BOLT, M8 X 20 \$	1	-					FS108206
7	BOLT, M8 X 25 \$	1	-					FS108256
8	BOLT, M8 X 25 \$	1	-					FS108256
9	STUD \$	1	-					KYG500390
10	NUT, M6 \$	1	-					FN106046
11	O RING \$	2	-					JYX100140L
12	HEAT SHIELD \$	1	-		(V)CA555554			LR029989
12	HEAT SHIELD \$	1	-	(V)CA555555				LR039774
13	SCREW, M8 X 14MM \$	3	-					FS108146

With compliments from ,

Catalogue: Defender 2007-

Section: G07.005 ALTERNATOR (2.4L DURATORQ-TDCI HPCR(140PS)-PUMA FROM (V)7A000001 TO (V)BA999999)



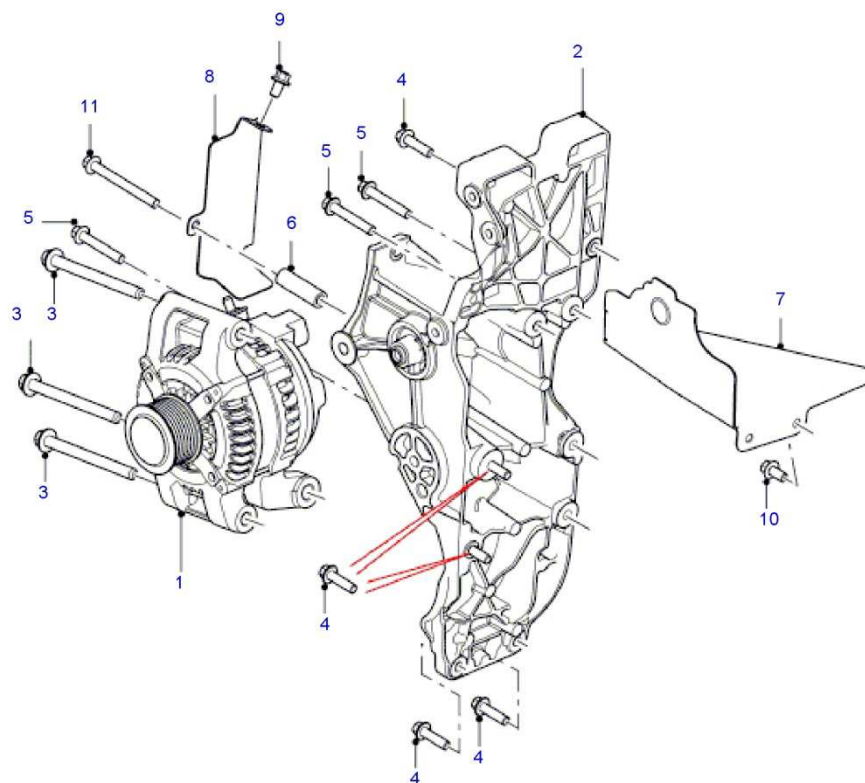
G07.005  
01-2007  
L8  
LB0194

Callout	Description	Qty	OSI	From	To	E	Number
1	ALTERNATOR, NEW, BEFORE ORDERING PLEASE CHECK FOR SERVICE EXCHANGE VERSION \$	1	-			S	YLE500310
1	ALTERNATOR, EXCHANGE \$	1	-			E	LR008856
2	BRACKET - ALTERNATOR \$	1	Y		(V)7A748806		YLU500490
2	BRACKET - ALTERNATOR \$	1	-	(V)7A748807			YLU500510
3	BOLT, M10 X 110 \$	3	-				FB110226
4	BOLT, M8 X 30 \$	4	-				FS108306
5	BOLT, M8 X 50 \$	4	-				FB108106
6	BOLT, M8 X 30MM \$	1	-				FS108306

With compliments from ,

Catalogue: Defender 2007-

Section: G07.006 ALTERNATOR (2.2L 16V TC I4 DSL 122PS PUMA FROM (V)CA000001)



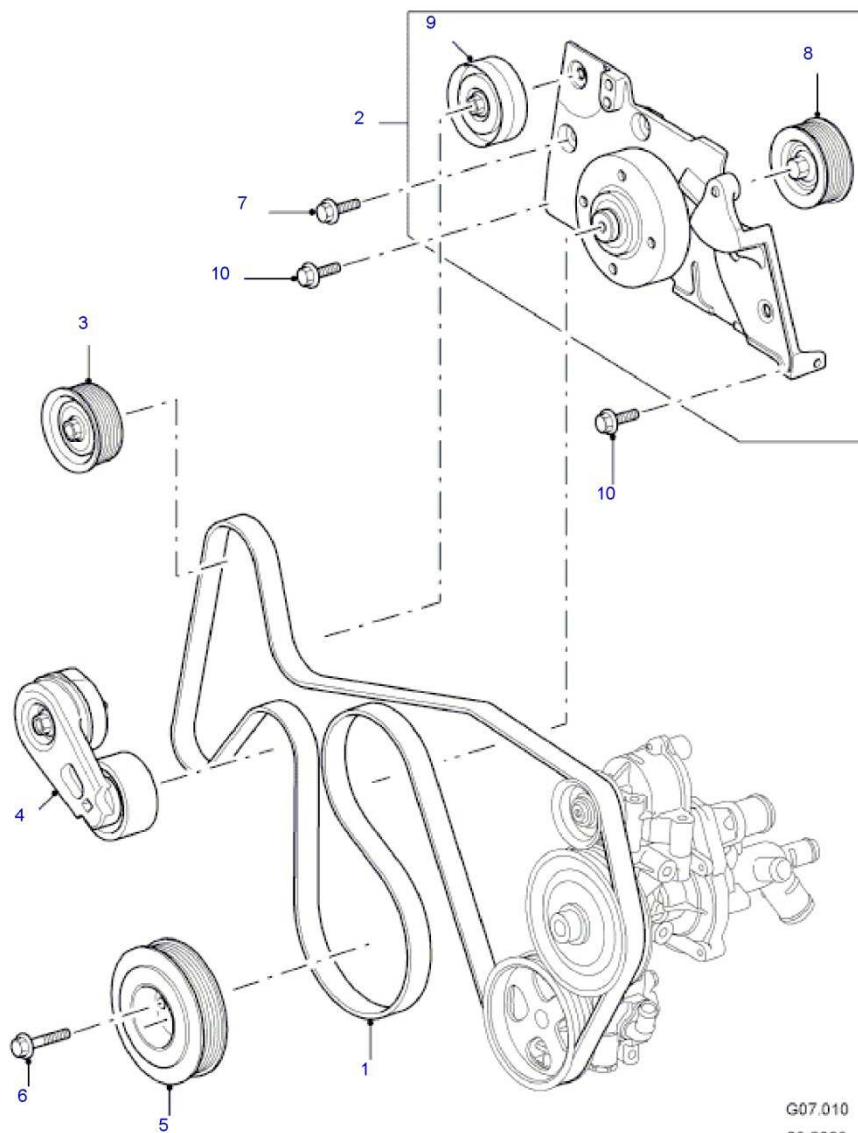
G07.006  
09-2011  
L8  
L8G07006

Callout	Description	Qty	OSI	From	To		E	Number
1	ALTERNATOR \$	1	-					LR029981
2	BRACKET - ALTERNATOR \$	1	-					LR031362
3	BOLT, M10 X 110 \$	3	-					FB110226
4	BOLT, M8 X 30 \$	5	Y					FS108307L
5	BOLT, M8 X 50 \$	4	-					FB108106
6	SPACER \$	1	-					LR029982
7	HEAT SHIELD, ALTERNATOR \$	1	-					LR029990
8	HEAT SHIELD, LOWER, ALTERNATOR \$	1	-					LR029905
9	BOLT, M8 X 14MM \$	1	-					FS108146
10	BOLT, M8 X 16MM \$	3	-					FS108166
11	BOLT, M8 X 100MM \$	1	-					FB108206

With compliments from ,

Catalogue: Defender 2007-

Section: G07.010 PULLEYS AND DRIVE BELTS (2.4L DURATORQ-TDCI HPCR(140PS)-PUMA, LESS AIR  
CONDITIONING FROM (V)7A000001 TO (V)BA999999)




G07.010  
08-2008  
L8  
LB0192A



Callout	Description	Qty	OSI	From	To	E	Number
1	BELT, LESS AIR CONDITIONING \$	1	-				PQ5500610
2	BRACKET AND BEARING \$	1	Y		(V)8A756883		PQ5500520
2	BRACKET AND BEARING \$	1	-	(V)8A756884			PQ5500620
3	IDLER \$	1	-				PQH500100
4	TENSIONER \$	1	Y				PQG500210
5	PULLEY - CRANKSHAFT \$	1	Y		(V)9A999999		LR005344
5	PULLEY - CRANKSHAFT \$	1	Y	(V)AA000001			LR019351
6	BOLT, M12 X 80MM \$	3	-				LR004382
7	BOLT, M10 X 30MM, FLANGED HEAD \$	3	-				FS110306
8	IDLER \$	1	-				PQH500100
9	IDLER \$	1	-				PQH500120
10	BOLT, M8 X 30 \$	2	-				FS108306

Section: G07.011 PULLEYS AND DRIVE BELTS (2.4L DURATORQ-TDCI HPCR(140PS)-PUMA, WITH MANUAL AIR CONDITIONING FROM (V)7A000001 TO (V)BA999999)



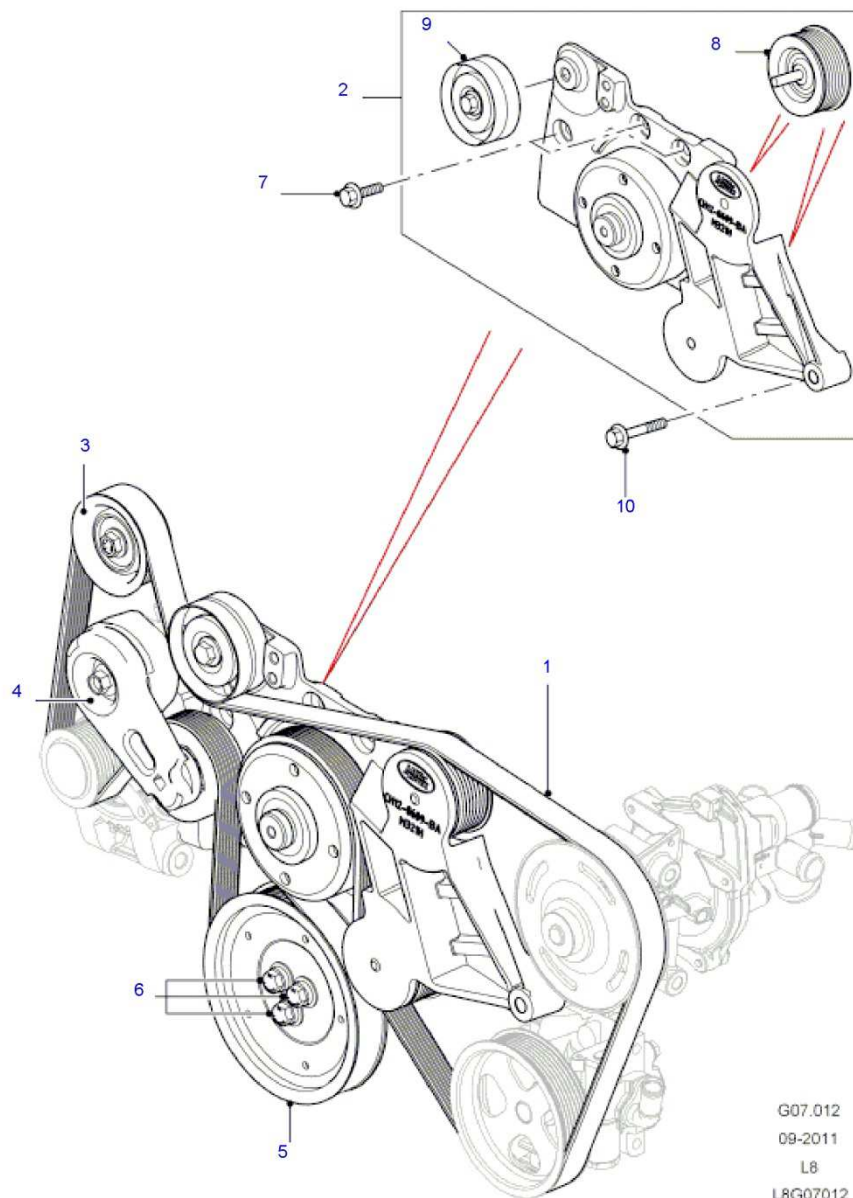
676

Callout	Description	Qty	DSI	From	To		E	Number
1	BELT, WITH MANUAL AIR CONDITIONING \$	1	-					PQS500600
2	BRACKET AND BEARING \$	1	Y		(V)8A756883			PQS500520
2	BRACKET AND BEARING \$	1	-	(V)8A756884				PQS500620
3	IDLER, DRIVE, PRIMARY \$	1	-					PQR500230
4	TENSIONER \$	1	Y					PQG500210
5	PULLEY - CRANKSHAFT \$	1	Y		(V)9A999999			LR005344
5	PULLEY - CRANKSHAFT \$	1	Y	(V)AA000001				LR019351
6	BOLT, M12 X 80MM \$	3	-					LR004382
7	BOLT, M10 X 30MM, FLANGED HEAD \$	3	-					FS110306
8	IDLER \$	1	-					PQH500100
9	IDLER \$	1	-					PQH500120
10	BOLT, M8 X 30 \$	2	-					FS108306

With compliments from ,

Catalogue: Defender 2007-

Section: G07.012 PULLEYS AND DRIVE BELTS (2.2L 16V TC I4 DSL 122PS PUMA, LESS AIR  
CONDITIONING FROM (V)CA000001)

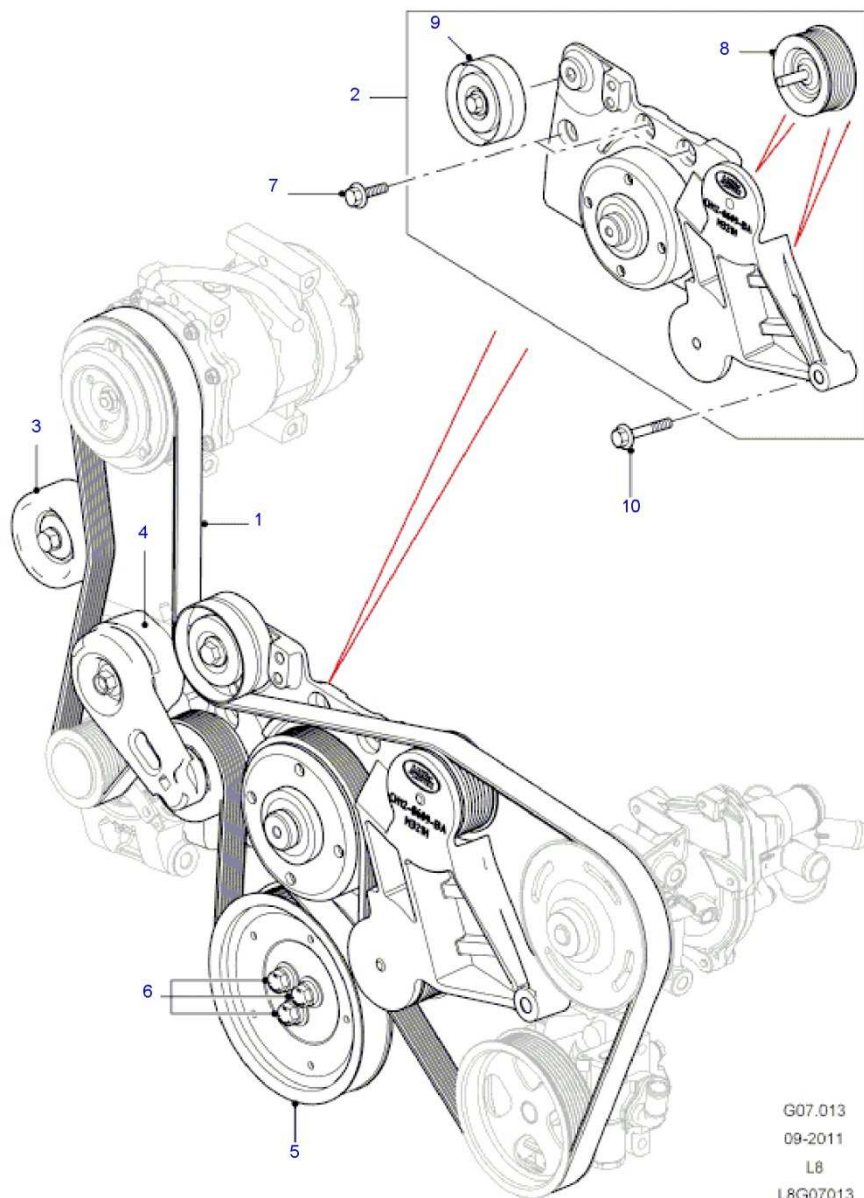


Callout	Description	Qty	OSI	From	To		E	Number
1	BELT \$	1	-					LR031361
2	BRACKET AND BEARING \$	1	-					LR031367
3	IDLER \$	1	-					PQH500100
4	TENSIONER \$	1	-					LR033497
5	PULLEY - CRANKSHAFT \$	1	-	(V)CA000001				LR029988
6	BOLT, M12 X 80MM \$	3	-					LR023101
7	SCREW, M8 X 30MM, FLANGED HEAD \$	3	Y					<del>FS108307L</del>
8	IDLER \$	2	-					PQH500100
9	IDLER \$	1	-					PQH500120
10	BOLT, M10 X 55MM \$	1	-					FC110116

With compliments from ,

Catalogue: Defender 2007-

Section: G07.013 PULLEYS AND DRIVE BELTS (2.2L 16V TC I4 DSL 122PS PUMA, WITH MANUAL AIR  
CONDITIONING FROM (V)CA000001)

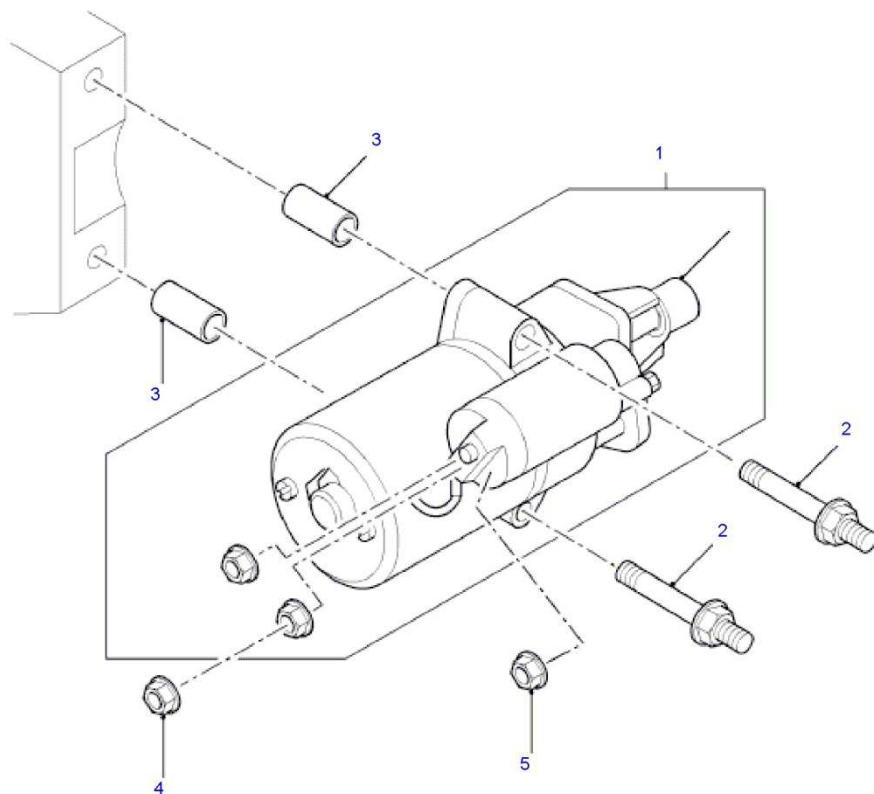


Callout	Description	Qty	OSI	From	To		E	Number
1	BELT \$	1	-					LR031360
2	BRACKET AND BEARING \$	1	-					LR031367
3	IDLER, DRIVE, PRIMARY \$	1	-					PQR500230
4	TENSIONER \$	1	-					LR033497
5	PULLEY - CRANKSHAFT \$	1	-					LR029988
6	BOLT, M12 X 80MM \$	3	-					LR023101
7	SCREW, M8 X 30MM, FLANGED HEAD \$	3	Y					<i>FS108307L</i>
8	IDLER \$	2	-					PQH500100
9	IDLER \$	1	-					PQH500120
10	BOLT, M10 X 55MM \$	1	-					FC110116

With compliments from ,

Catalogue: Defender 2007-

Section: G07.015 STARTER MOTOR (FROM (V)7A000001)



G07.015  
01-2007  
L8  
LB0177A

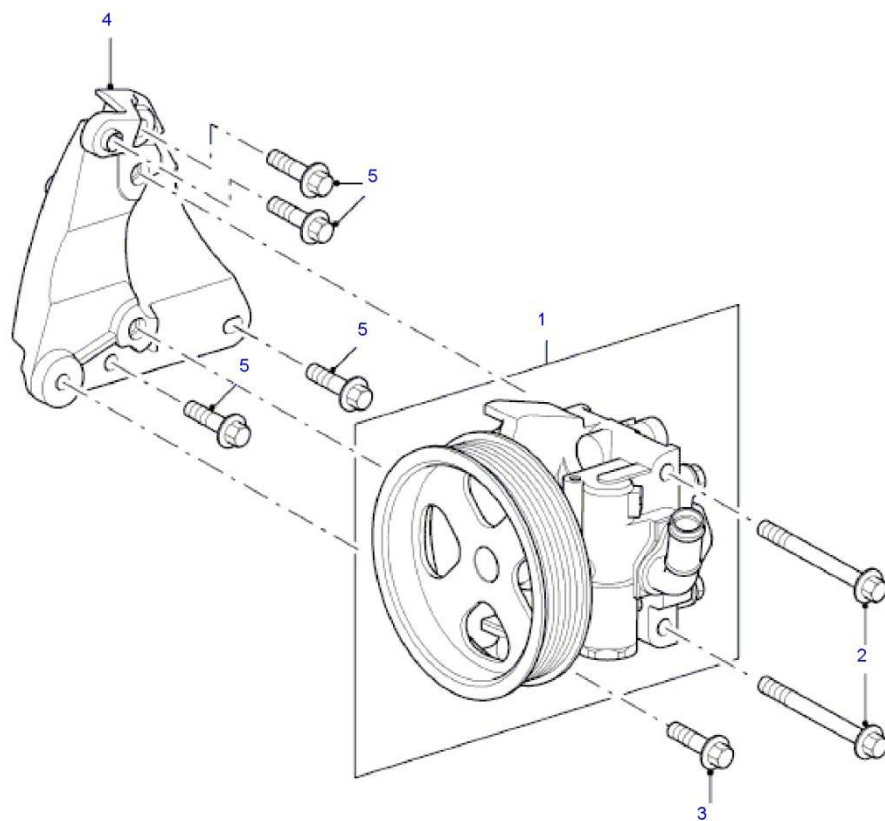


Callout	Description	Qty	OSI	From	To	E	Number
1	STARTER MOTOR, NEW, BEFORE ORDERING PLEASE CHECK FOR SERVICE EXCHANGE VERSION \$	1	Y		(V)8A766665	S	<i>NAD500270</i>
1	STARTER MOTOR, EXCHANGE PART (RE-MANUFACTURED) \$	1	-		(V)8A766665	E	LR008855
1	STARTER MOTOR, NEW, BEFORE ORDERING PLEASE CHECK FOR SERVICE EXCHANGE VERSION \$	1	Y	(V)8A766666	(V)8A799573	S	<i>LR010547</i>
1	STARTER MOTOR, EXCHANGE PART (RE-MANUFACTURED) \$	1	-	(V)8A766666		E	LR015017
1	STARTER MOTOR, NEW, BEFORE ORDERING PLEASE CHECK FOR SERVICE EXCHANGE VERSION \$	1	-	(V)8A799574		S	LR025840
1	STARTER MOTOR, EXCHANGE PART (RE-MANUFACTURED) \$	1	-	(V)8A799574		E	LR040669
2	STUD, M6 X 12MM, M10 X 60 \$	2	-				<i>NYR500010</i>
3	DOWEL \$	2	-				<i>TYT500020</i>
4	NUT, M8 \$	1	-				<i>FX108046</i>
5	NUT, M6 \$	1	-	(V)8A000001			FN106042
5	NUT, M6 \$	1	-		(V)7A999999		RYH500320

With compliments from ,

Catalogue: Defender 2007-

Section: G07.020 POWER STEERING PUMP (FROM (V)7A000001)



G07.020  
01-2007  
L8  
LB0195

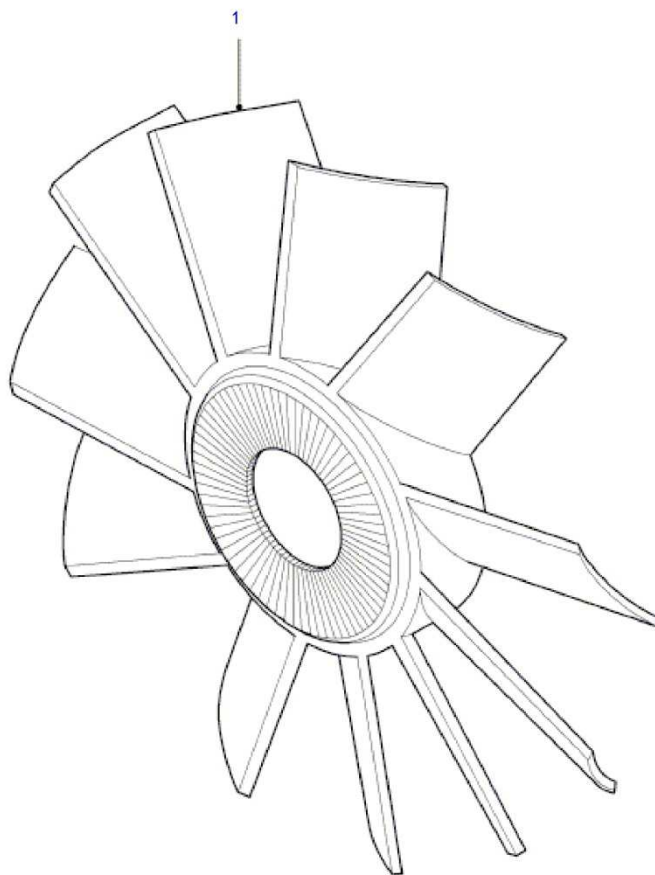
Callout	Description	Qty	OSI	From	To		E	Number
1	PUMP - POWER STEERING, NEW, BEFORE ORDERING PLEASE CHECK FOR SERVICE EXCHANGE VERSION \$	1	Y		(V)BA402911		S	<i>PEB500100</i>
1	PUMP - POWER STEERING, EXCHANGE \$	1	-		(V)BA402911		E	LR009817
1	PUMP - POWER STEERING, NEW \$	1	-	(V)BA402912				LR031518
2	BOLT, M8 X 90 \$	2	-					FB108186
3	BOLT, M8 X 40 \$	1	-					FB108086
4	BRACKET - POWER STEERING PUMP \$	1	Y		(V)AA820575			<i>QVU500360</i>
4	BRACKET - POWER STEERING PUMP \$	1	Y	(V)AA820576	(V)BA406317			<i>QVU500360</i>
4	BRACKET - POWER STEERING PUMP \$	1	-	(V)BA406318	(V)BA999999			LR031916
4	BRACKET - POWER STEERING PUMP \$	1	-	(V)CA000001				LR029992
5	BOLT, M8 X 30 \$	4	-					FS108306

With compliments from ,

Catalogue: Defender 2007-

Section: G07.025 FAN - COOLING (FROM (V)7A000001)

---



G07.025  
01-2007  
L8  
LB0196

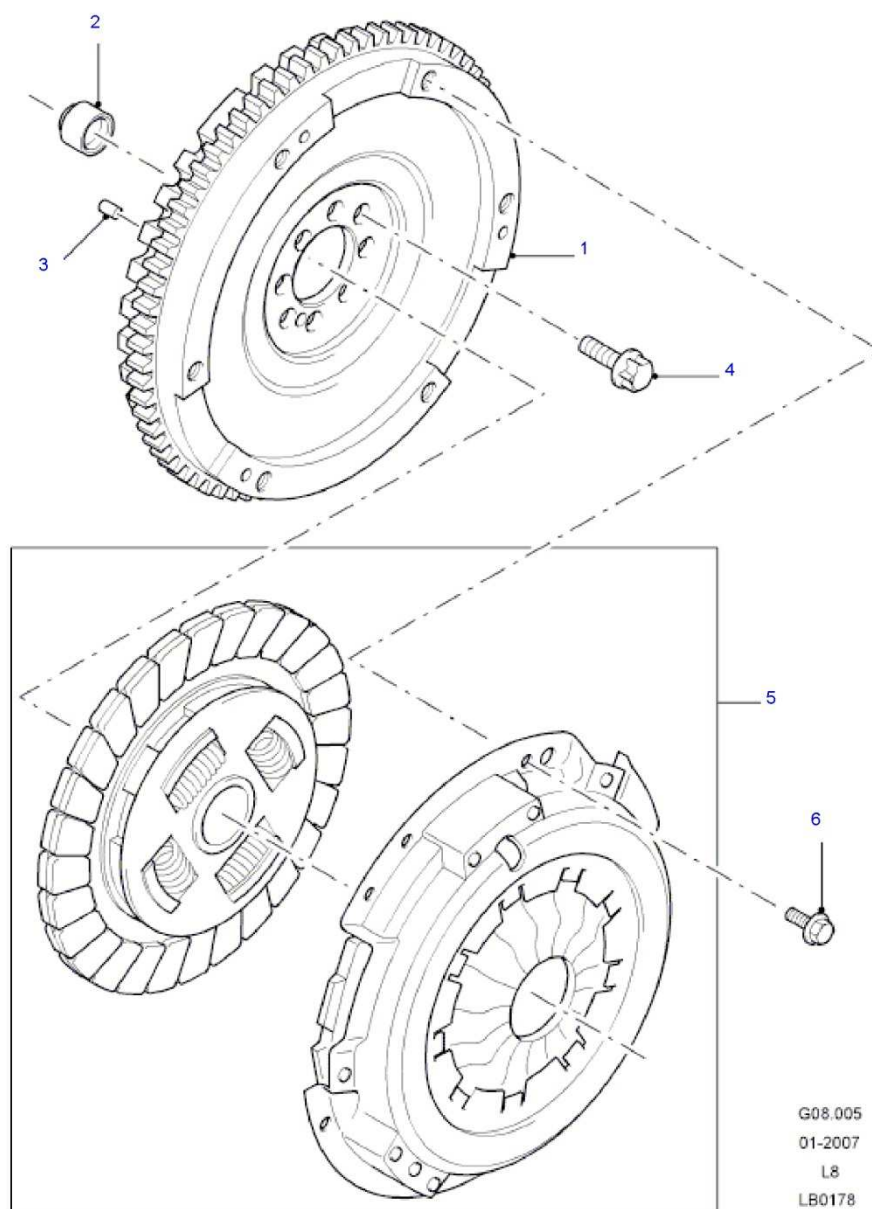
© 2004 - 2012 Infomedia Ltd and its licensors.

Callout	Description	Qty	OSI	From	To	E	Number
1	FAN \$	1	-		(V)BA999999		PGG500340
1	FAN \$	1	-	(V)CA000001			LR029997

With compliments from ,

Catalogue: Defender 2007-

Section: G08.005 CLUTCH AND FLYWHEEL (FROM (V)7A000001)



Callout	Description	Qty	OSI	From	To	E	Number
1	FLYWHEEL \$	1	-		(V)BA401519		LR006953
1	FLYWHEEL \$	1	-	(V)BA401520	(V)BA999999		LR033026
1	FLYWHEEL \$	1	-	(V)CA000001			LR031818
2	BEARING - INPUT SHAFT \$	1	-				LR004390
3	DOWEL - PIN \$	1	-				LR004357
4	BOLT - SPECIAL \$	8	-				LR004373
5	KIT - CLUTCH REPAIR \$	1	Y		(V)CA444443		LR012199
5	KIT - CLUTCH REPAIR \$	1	-	(V)CA444444			LR037956
5	KIT - CLUTCH REPAIR, ALTERNATIVE PART \$	1	-				LR029894
6	BOLT, M8 X 13MM \$	6	-		(V)BA999999		URC000030
6	BOLT, M8 X 16MM \$	6	-	(V)CA000001			LR030000



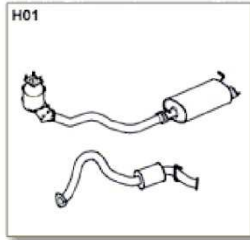






With compliments from ,  
Catalogue: Defender 2007-  
Section: GRAPHIC INDEX

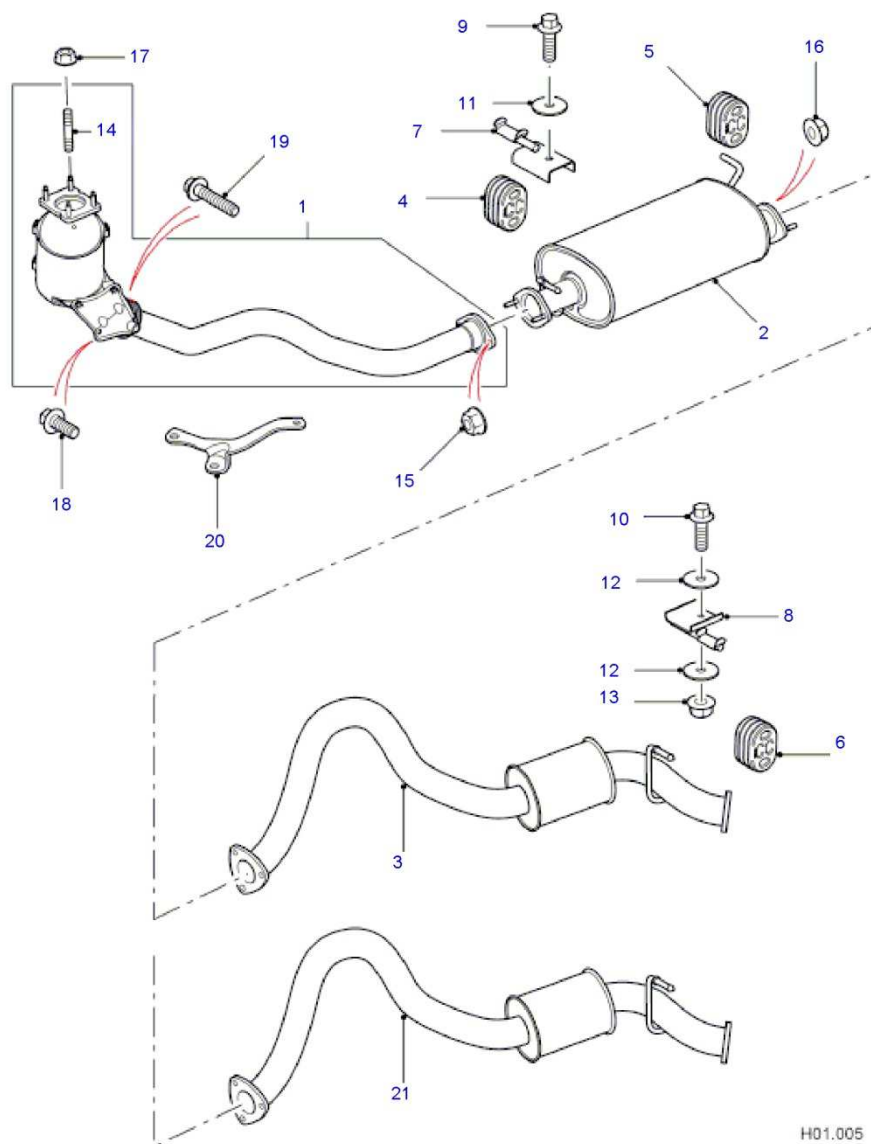
---



With compliments from ,

Catalogue: Defender 2007-

Section: H01.005 EXHAUST SYSTEM ('90" WHEELBASE' FROM (V)7A000001 TO (V)BA999999)



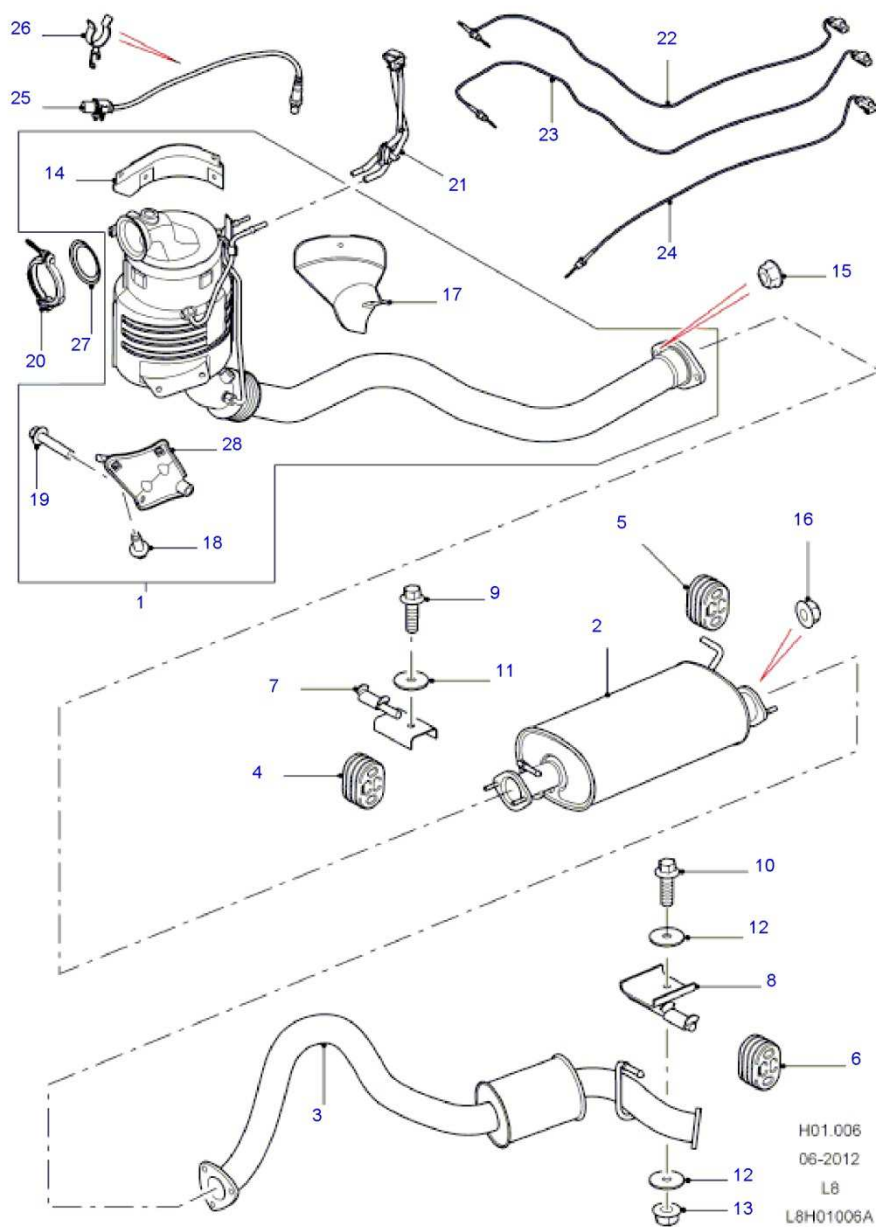
H01.005  
09-2012  
L8  
LK0275E

Callout	Description	Qty	OSI	From	To		E	Number
1	CATALYST, EURO STAGE 4 EMISSIONS \$	1	Y		(V)AA794050			WCD502500
1	CATALYST, EURO STAGE 4 EMISSIONS \$	1	-	(V)AA794051				LR020683
1	CATALYST, EU2 \$	1	Y		(V)BA825137			WCD501910
1	CATALYST, EU2 \$	1	-	(V)BA825138				WCD502340
2	MUFFLER - CENTER \$	1	Y					WCE500480
3	MUFFLER AND PIPE - REAR, '(-)'AUS"' \$	1	-					WCG500070
4	MOUNTING - RUBBER \$	1	-					ESR3172
5	MOUNTING - RUBBER \$	1	-					ESR3172
6	MOUNTING - RUBBER \$	1	-					ESR3172
7	BRACKET \$	1	Y					NTC7348
8	BRACKET \$	1	-					ESR3294
9	BOLT - HEX.HEAD, M8 X 25 \$	1	-					FS108256
10	BOLT - HEX.HEAD, M8 X 25 \$	1	-					FS108256
11	WASHER \$	1	-					WJ600056
12	WASHER \$	2	-					WJ600056
13	NUT, M8 \$	1	-					ESR2033
14	STUD, M10 X 14 + M10 X 26 \$	4	-					LR010517
15	NUT, M10 \$	2	-					FX110046
16	NUT, M10 \$	3	Y					WYH500020
17	NUT, M10 \$	4	-					FX110046
18	BOLT, M8 X 20MM \$	1	-					FS108206
19	BOLT, M8 X 40 \$	1	-					FB108086
20	BRACKET - EXHAUST PIPE MOUNTING \$	1	-					PMB500040
21	MUFFLER AND PIPE - REAR, '(+)'AUS"' \$	1	-					LR019002

With compliments from ,

Catalogue: Defender 2007-

Section: H01.006 EXHAUST SYSTEM ('90" WHEELBASE' FROM (V)CA000001)



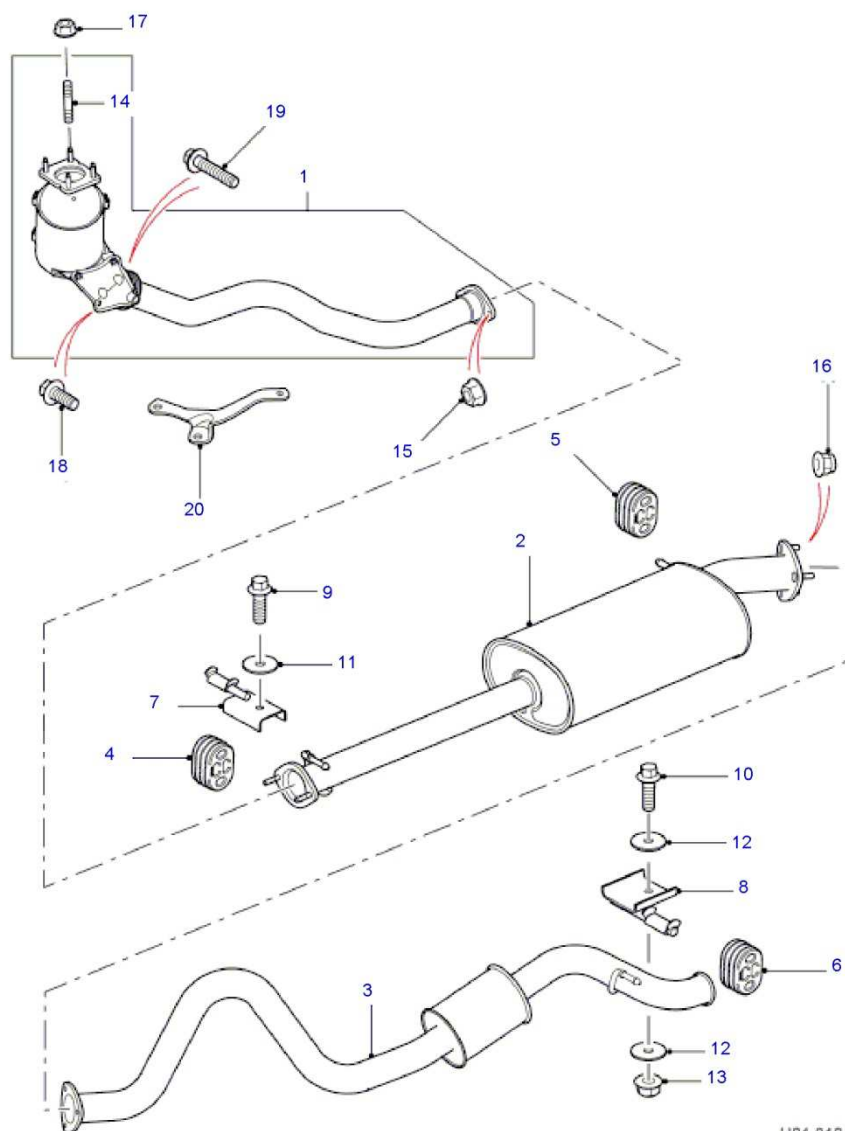
© 2004 - 2012 Infomedia Ltd and its licensors.

Callout	Description	Qty	DSI	From	To	E	Number
1	CATALYST, STAGE V PLUS DPF \$	1	-		(V)CA444443		LR030001
1	CATALYST, STAGE V PLUS DPF \$	1	-	(V)CA444444			LR041312
1	CATALYST, EURO STAGE 4 EMISSIONS \$	1	-		(V)CA444443		LR030002
1	CATALYST, EURO STAGE 4 EMISSIONS \$	1	-	(V)CA444444			LR041316
2	MUFFLER - CENTER \$	1	Y		(V)CA422221		WCE500480
2	MUFFLER - CENTER \$	1	-	(V)CA422222			LR040909
3	MUFFLER AND PIPE - REAR, "(-)"AUS" \$	1	-				WCG500070
3	MUFFLER AND PIPE - REAR, "(+)"AUS" \$	1	-				LR019002
4	MOUNTING - RUBBER \$	1	-				ESR3172
5	MOUNTING - RUBBER \$	1	-				ESR3172
6	MOUNTING - RUBBER \$	1	-				ESR3172
7	BRACKET \$	1	Y				NTC7348
8	BRACKET \$	1	-				ESR3294
9	BOLT - HEX.HEAD, M8 X 25 \$	1	-				FS108256
10	BOLT - HEX.HEAD, M8 X 25 \$	1	-				FS108256
11	WASHER \$	1	-				WJ600056
12	WASHER \$	2	-				WJ600056
13	NUT, M8 \$	1	-				ESR2033
14	SHIELD - EXHAUST MANIFOLD HEAT, UPPER \$	1	-				LR030008
15	NUT, M10 \$	2	Y				WYH500020
16	NUT, M10 \$	3	Y				WYH500020
17	SHIELD - EXHAUST MANIFOLD HEAT, LOWER \$	1	-				LR031502
18	BOLT, M8 X 20MM \$	2	-				FS108206
19	BOLT, M8 X 40 \$	1	-				FB108086
20	CLAMP - EXHAUST \$	1	-				LR032345
21	SENSOR - EXHAUST GAS PRESSURE \$	1	-				LR030030
22	SENSOR - EXHAUST GAS - TEMPERATURE, ORANGE, PRE CATALYST, STAGE V PLUS DPF \$	1	-				LR030003
23	SENSOR - EXHAUST GAS - TEMPERATURE, GREEN, POST CATALYST, STAGE V PLUS DPF \$	1	-				LR030004
24	SENSOR - EXHAUST GAS - TEMPERATURE, BLACK, STAGE V PLUS DPF \$	1	-				LR030005
25	SENSOR - HEGO, OXYGEN SENSOR, STAGE V PLUS DPF \$	1	-				LR030006
26	CLIP - CONTROL CABLE, OXYGEN SENSOR \$	2	-				LR032878
27	GASKET - EXHAUST PIPE \$	1	-				LR000954
28	BRACKET - EXHAUST PIPE MOUNTING \$	1	-				LR030009

With compliments from ,

Catalogue: Defender 2007-

Section: H01.010 EXHAUST SYSTEM ('110" WHEELBASE' FROM (V)7A000001 TO (V)BA999999)



H01.010  
09-2012  
L8  
LK0276D

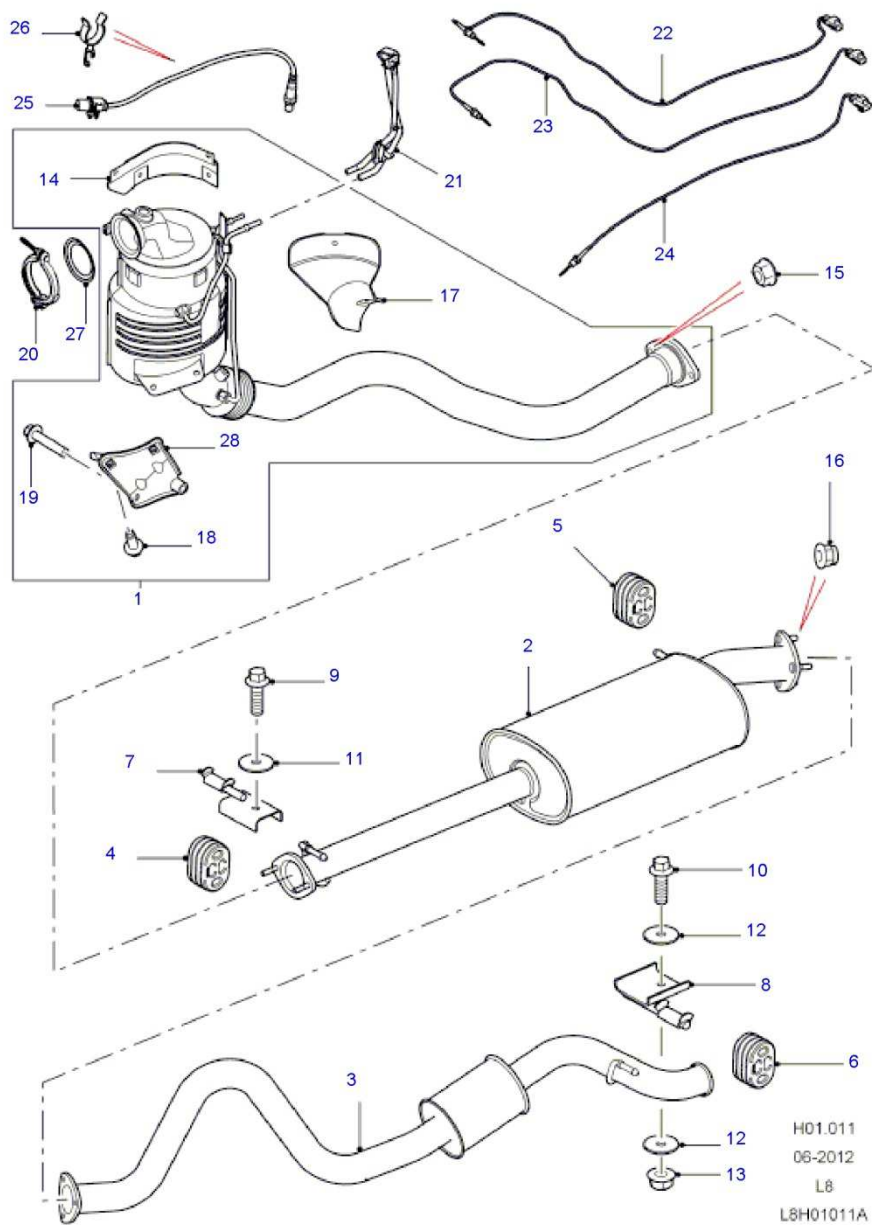


Callout	Description	Qty	OSI	From	To	E	Number
1	CATALYST, EURO STAGE 4 EMISSIONS \$	1	Y		(V)AA794050		WCD502500
1	CATALYST, EURO STAGE 4 EMISSIONS \$	1	-	(V)AA794051			LR020683
1	CATALYST, EU2 \$	1	Y		(V)BA825137		WCD501910
1	CATALYST, EU2 \$	1	-	(V)BA825138			WCD502340
2	MUFFLER - CENTER \$	1	Y				WCE500490
3	MUFFLER AND PIPE - REAR \$	1	-				WCG103020
4	MOUNTING - RUBBER \$	1	-				ESR3172
5	MOUNTING - RUBBER \$	2	-				ESR3172
6	MOUNTING - RUBBER \$	2	-				ESR3172
7	BRACKET \$	1	Y				NTC7348
8	BRACKET \$	1	-				ESR3294
9	BOLT - HEX.HEAD, M8 X 25 \$	1	-				FS108256
10	BOLT - HEX.HEAD, M8 X 25 \$	1	-				FS108256
11	WASHER \$	1	-				WJ600056
12	WASHER \$	2	-				WJ600056
13	NUT, M8 \$	1	-				ESR2033
14	STUD, M10 X 14 + M10 X 26 \$	4	-				LR010517
15	NUT, M10 \$	2	-				FX110046
16	NUT, M10 \$	3	Y				WYH500020
17	NUT, M10 \$	4	-				FX110046
18	BOLT, M8 X 20MM \$	1	-				FS108206
19	BOLT, M8 X 40 \$	1	-				FB108086
20	BRACKET - EXHAUST PIPE MOUNTING \$	1	-				PMB500040

With compliments from ,

Catalogue: Defender 2007-

Section: H01.011 EXHAUST SYSTEM ('110" WHEELBASE' FROM (V)CA000001)

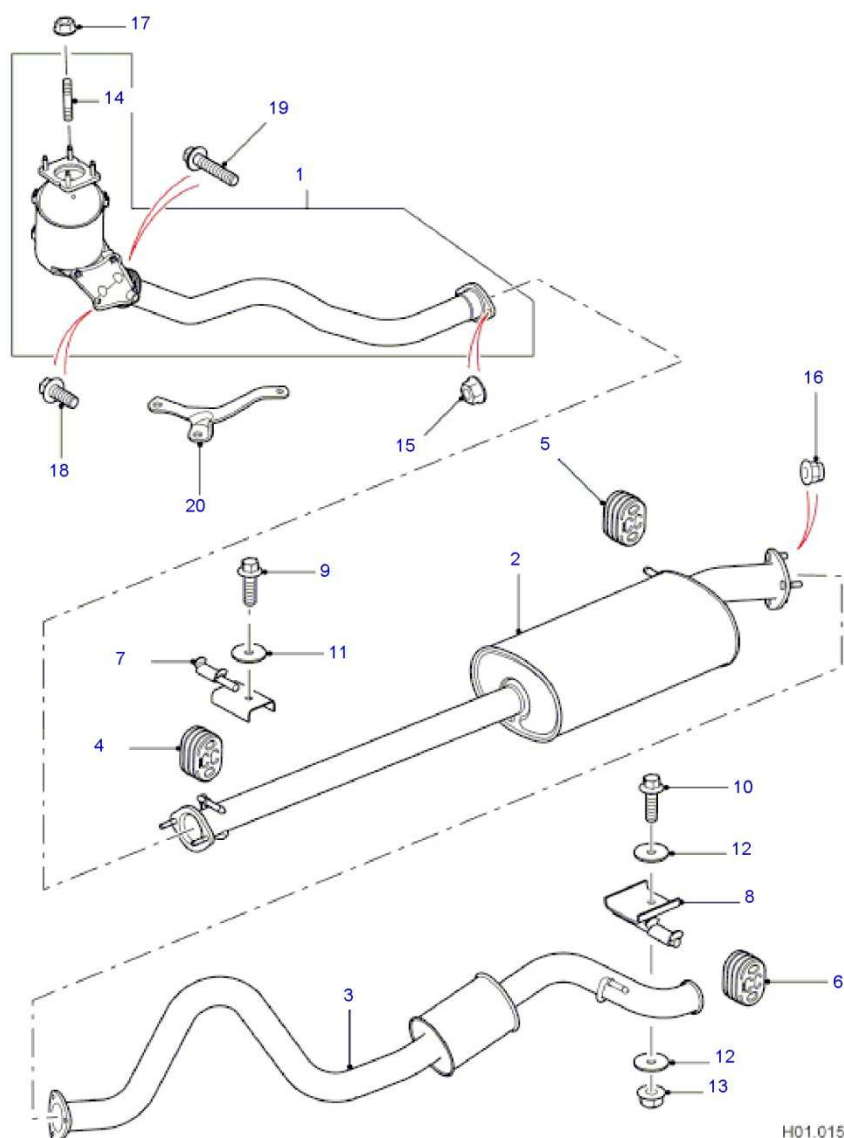


Callout	Description	Qty	OSI	From	To		E	Number
1	CATALYST, STAGE V PLUS DPF \$	1	-		(V)CA444443			LR030001
1	CATALYST, STAGE V PLUS DPF \$	1	-	(V)CA444444				LR041312
1	CATALYST, EURO STAGE 4 EMISSIONS \$	1	-		(V)CA444443			LR030002
1	CATALYST, EURO STAGE 4 EMISSIONS \$	1	-	(V)CA444444				LR041316
2	MUFFLER - CENTER \$	1	Y		(V)CA422221			WCE500490
2	MUFFLER - CENTER \$	1	-	(V)CA422222				LR040910
3	MUFFLER AND PIPE - REAR \$	1	-					WCG103020
4	MOUNTING - RUBBER \$	1	-					ESR3172
5	MOUNTING - RUBBER \$	2	-					ESR3172
6	MOUNTING - RUBBER \$	2	-					ESR3172
7	BRACKET \$	1	Y					NTC7348
8	BRACKET \$	1	-					ESR3294
9	BOLT - HEX.HEAD, M8 X 25 \$	1	-					FS108256
10	BOLT - HEX.HEAD, M8 X 25 \$	1	-					FS108256
11	WASHER \$	1	-					WJ600056
12	WASHER \$	2	-					WJ600056
13	NUT, M8 \$	1	-					ESR2033
14	SHIELD - EXHAUST MANIFOLD HEAT, UPPER \$	1	-					LR030008
15	NUT, M10 \$	2	Y					WYH500020
16	NUT, M10 \$	3	Y					WYH500020
17	SHIELD - EXHAUST MANIFOLD HEAT, LOWER \$	1	-					LR031502
18	BOLT, M8 X 20MM \$	2	-					FS108206
19	BOLT, M8 X 40 \$	1	-					FB108086
20	CLAMP - EXHAUST \$	1	-					LR032345
21	SENSOR - EXHAUST GAS PRESSURE \$	1	-					LR030030
22	SENSOR - EXHAUST GAS - TEMPERATURE, ORANGE, PRE CATALYST, STAGE V PLUS DPF \$	1	-					LR030003
23	SENSOR - EXHAUST GAS - TEMPERATURE, GREEN, POST CATALYST, STAGE V PLUS DPF \$	1	-					LR030004
24	SENSOR - EXHAUST GAS - TEMPERATURE, BLACK, STAGE V PLUS DPF \$	1	-					LR030005
25	SENSOR - HEGO, OXYGEN SENSOR, STAGE V PLUS DPF \$	1	-					LR030006
26	CLIP - CONTROL CABLE, OXYGEN SENSOR \$	2	-					LR032878
27	GASKET - EXHAUST PIPE \$	1	-					LR000954
28	BRACKET - EXHAUST PIPE MOUNTING \$	1	-					LR030009

With compliments from ,

Catalogue: Defender 2007-

Section: H01.015 EXHAUST SYSTEM ('130" WHEELBASE' FROM (V)7A000001 TO (V)BA999999)



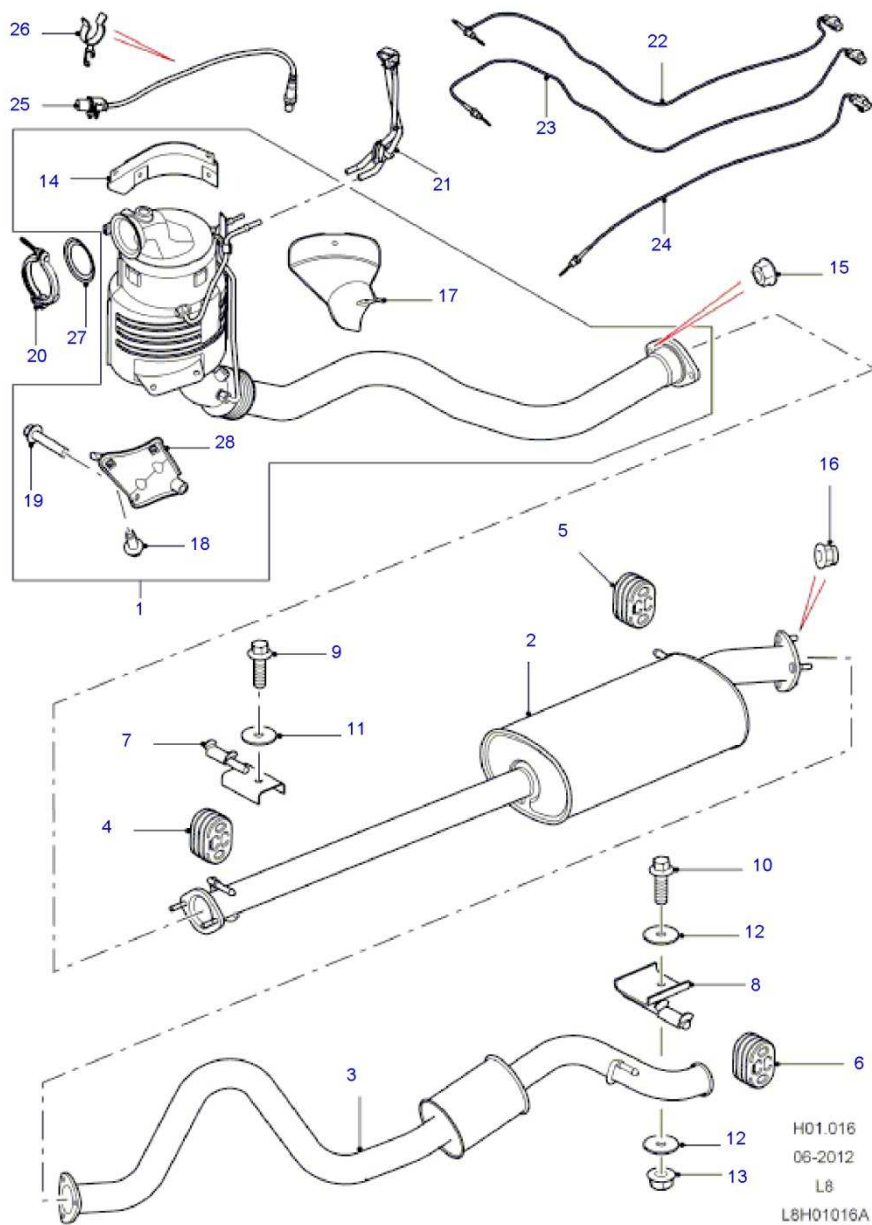
H01.015  
09-2012  
L8  
LK0277D

Callout	Description	Qty	OSI	From	To	E	Number
1	CATALYST, EURO STAGE 4 EMISSIONS \$	1	Y		(V)AA794050		WCD502500
1	CATALYST, EURO STAGE 4 EMISSIONS \$	1	-	(V)AA794051			LR020683
1	CATALYST, EU2 \$	1	Y		(V)BA825137		WCD501910
1	CATALYST, EU2 \$	1	-	(V)BA825138			WCD502340
2	MUFFLER - CENTER \$	1	Y				WCE500500
3	MUFFLER AND PIPE - REAR \$	1	-				WCG103020
4	MOUNTING - RUBBER \$	1	-				ESR3172
5	MOUNTING - RUBBER \$	2	-				ESR3172
6	MOUNTING - RUBBER \$	2	-				ESR3172
7	BRACKET \$	1	Y				NTC7348
8	BRACKET \$	1	-				ESR3294
9	BOLT - HEX.HEAD, M8 X 25 \$	1	-				FS108256
10	BOLT - HEX.HEAD, M8 X 25 \$	1	-				FS108256
11	WASHER \$	1	-				WJ600056
12	WASHER \$	2	-				WJ600056
13	NUT, M8 \$	1	-				ESR2033
14	STUD, M10 X 14 + M10 X 26 \$	4	-				LR010517
15	NUT, M10 \$	2	-				FX110046
16	NUT, M10 \$	3	Y				WYH500020
17	NUT, M10 \$	4	-				FX110046
18	BOLT, M8 X 20MM \$	1	-				FS108206
19	BOLT, M8 X 40 \$	1	-				FB108086
20	BRACKET - EXHAUST PIPE MOUNTING \$	1	-				PMB500040

With compliments from ,

Catalogue: Defender 2007-

Section: H01.016 EXHAUST SYSTEM ('130" WHEELBASE' FROM (V)CA000001)



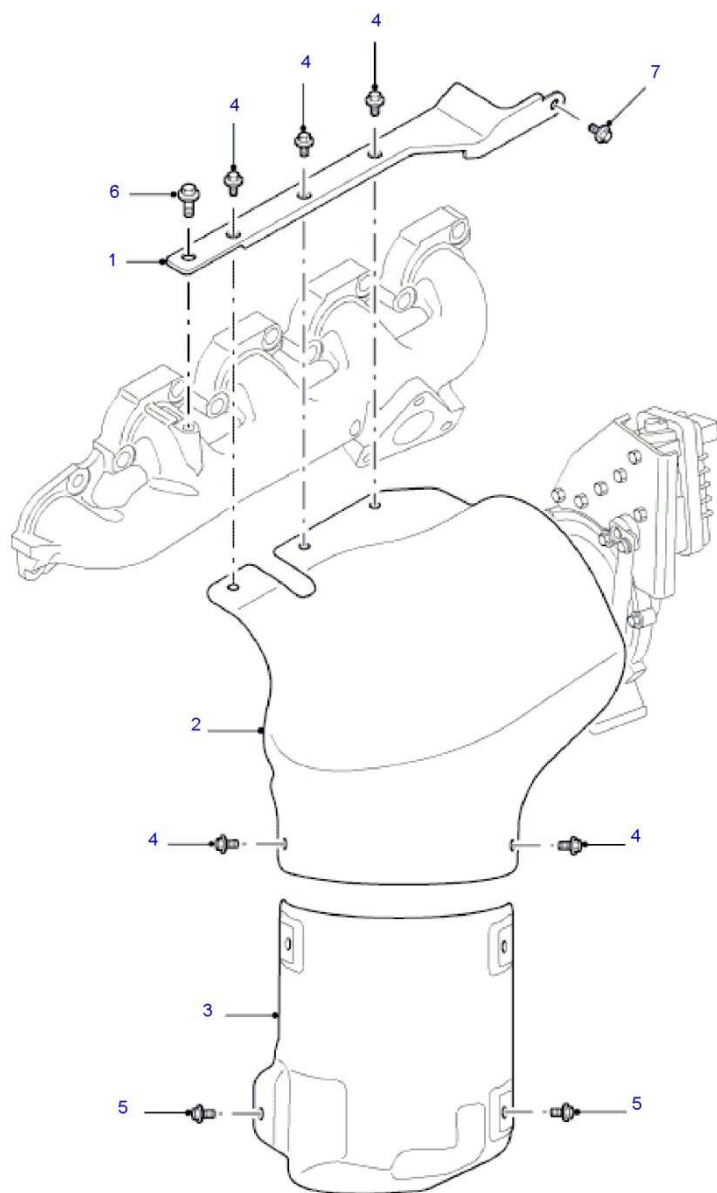
© 2004 - 2012 Infomedia Ltd and its licensors.

Callout	Description	Qty	OSI	From	To	E	Number
1	CATALYST, STAGE V PLUS DPF \$	1	-		(V)CA444443		LR030001
1	CATALYST, STAGE V PLUS DPF \$	1	-	(V)CA444444			LR041312
1	CATALYST, EURO STAGE 4 EMISSIONS \$	1	-		(V)CA444443		LR030002
1	CATALYST, EURO STAGE 4 EMISSIONS \$	1	-	(V)CA444444			LR041316
2	MUFFLER - CENTER \$	1	Y		(V)CA422221		WCE500500
2	MUFFLER - CENTER \$	1	-	(V)CA422222			LR040911
3	MUFFLER AND PIPE - REAR \$	1	-				WCG103020
4	MOUNTING - RUBBER \$	1	-				ESR3172
5	MOUNTING - RUBBER \$	2	-				ESR3172
6	MOUNTING - RUBBER \$	2	-				ESR3172
7	BRACKET \$	1	Y				NTC7348
8	BRACKET \$	1	-				ESR3294
9	BOLT - HEX.HEAD, M8 X 25 \$	1	-				FS108256
10	BOLT - HEX.HEAD, M8 X 25 \$	1	-				FS108256
11	WASHER \$	1	-				WJ600056
12	WASHER \$	2	-				WJ600056
13	NUT, M8 \$	1	-				ESR2033
14	SHIELD - EXHAUST MANIFOLD HEAT, UPPER \$	1	-				LR030008
15	NUT, M10 \$	2	Y				WYH500020
16	NUT, M10 \$	3	Y				WYH500020
17	SHIELD - EXHAUST MANIFOLD HEAT, LOWER \$	1	-				LR031502
18	BOLT, M8 X 20MM \$	2	-				FS108206
19	BOLT, M8 X 40 \$	2	-				FB108086
20	CLAMP - EXHAUST \$	1	-				LR032345
21	SENSOR - EXHAUST GAS PRESSURE \$	1	-				LR030030
22	SENSOR - EXHAUST GAS - TEMPERATURE, ORANGE, PRE CATALYST, STAGE V PLUS DPF \$	1	-				LR030003
23	SENSOR - EXHAUST GAS - TEMPERATURE, GREEN, POST CATALYST, STAGE V PLUS DPF \$	1	-				LR030004
24	SENSOR - EXHAUST GAS - TEMPERATURE, BLACK, STAGE V PLUS DPF \$	1	-				LR030005
25	SENSOR - HEGO, OXYGEN SENSOR, STAGE V PLUS DPF \$	1	-				LR030006
26	CLIP - CONTROL CABLE, OXYGEN SENSOR \$	2	-				LR032878
27	GASKET - EXHAUST PIPE \$	1	-				LR000954
28	BRACKET - EXHAUST PIPE MOUNTING \$	1	-				LR030009

With compliments from ,

Catalogue: Defender 2007-

Section: H01.020 HEAT SHIELDS - EXHAUST SYSTEM (FROM (V)7A000001 TO (V)BA999999)



H01.020  
01-2007  
L8  
LK0278



Callout	Description	Qty	OSI	From	To	E	Number
1	BRACKET, HEATSHIELD \$	1	-				LWQ500190
2	HEAT SHIELD \$	1	-				JPY500060
3	HEAT SHIELD \$	1	-				WEB500670
4	BOLT, M6 X 12MM \$	5	-				FS106126
5	BOLT, M6 X 12MM \$	2	-				FS106126
6	BOLT, M8 X 20MM \$	1	-				FS108206
7	BOLT, M6 X 12MM \$	1	-				FS106126

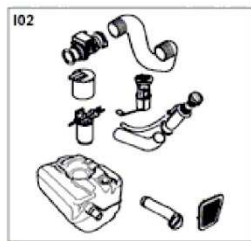
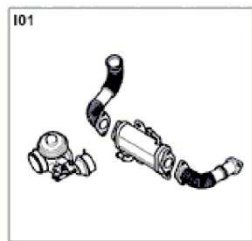


Page left blank



With compliments from ,  
Catalogue: Defender 2007-  
Section: GRAPHIC INDEX

---

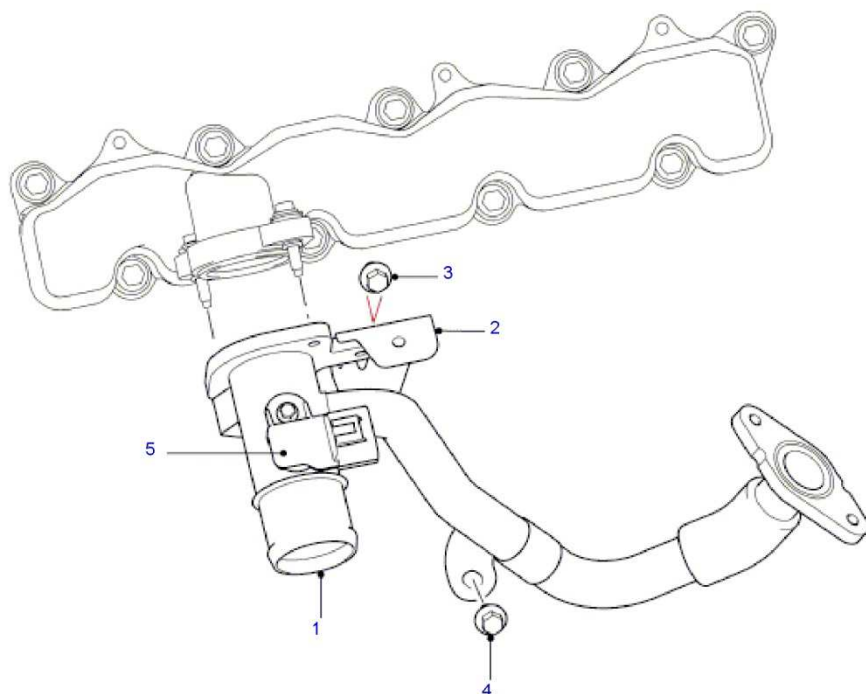


With compliments from ,

Catalogue: Defender 2007-

Section: I01.005 EMISSION CONTROL - VALVES/HOSES (FROM (V)7A000001 TO (V)BA999999)

---



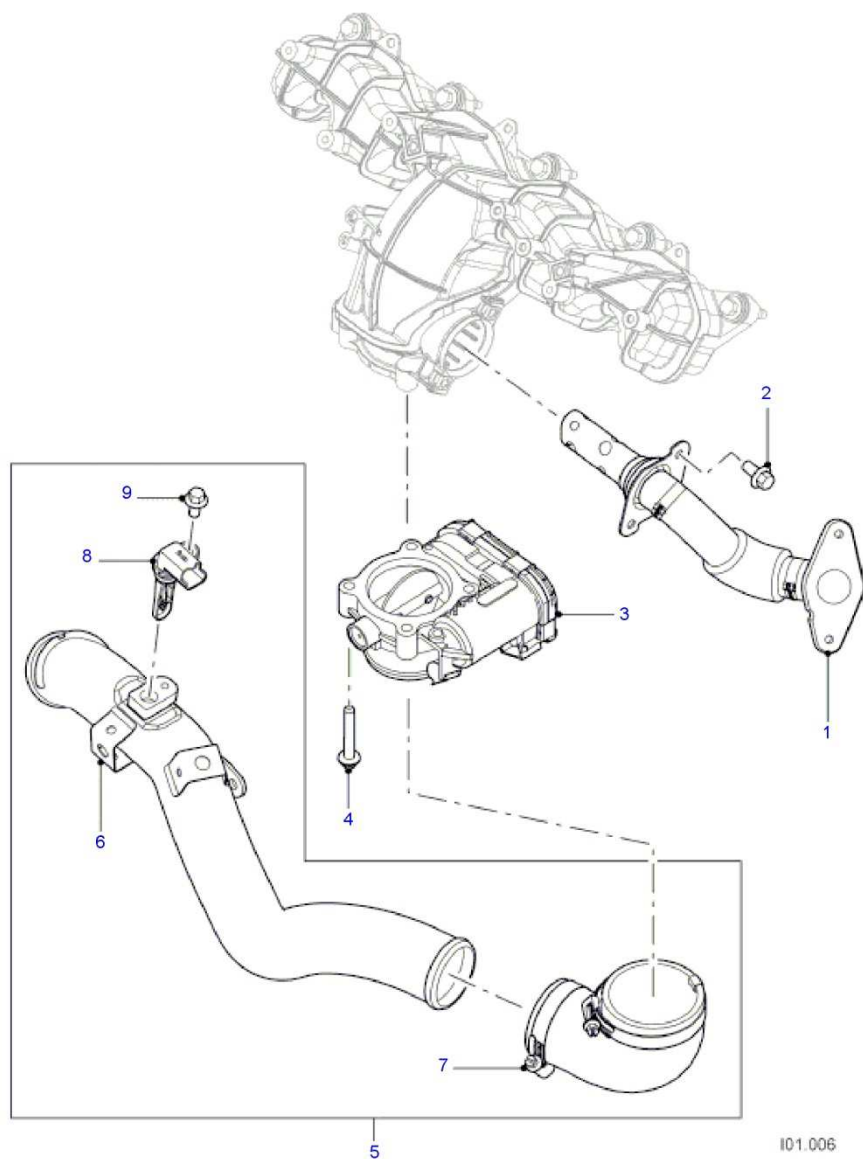
I01.005  
11-2010  
L8  
LJ0070A

Callout	Description	Qty	OSI	From	To	E	Number
1	TUBE - CONNECTING \$	1	-				LR010456
2	BRACKET \$	1	-				LR004464
3	BOLT, M6 X 14MM \$	1	-				LR004330
4	BOLT, M8 X 16 \$	1	-				4622661
5	SENSOR, MAP SENSOR \$	1	-				LR022164

With compliments from ,

Catalogue: Defender 2007-

Section: I01.006 EMISSION CONTROL - VALVES/HOSES (FROM (V)CA000001)



I01.006  
09-2011  
L8  
L8I01006

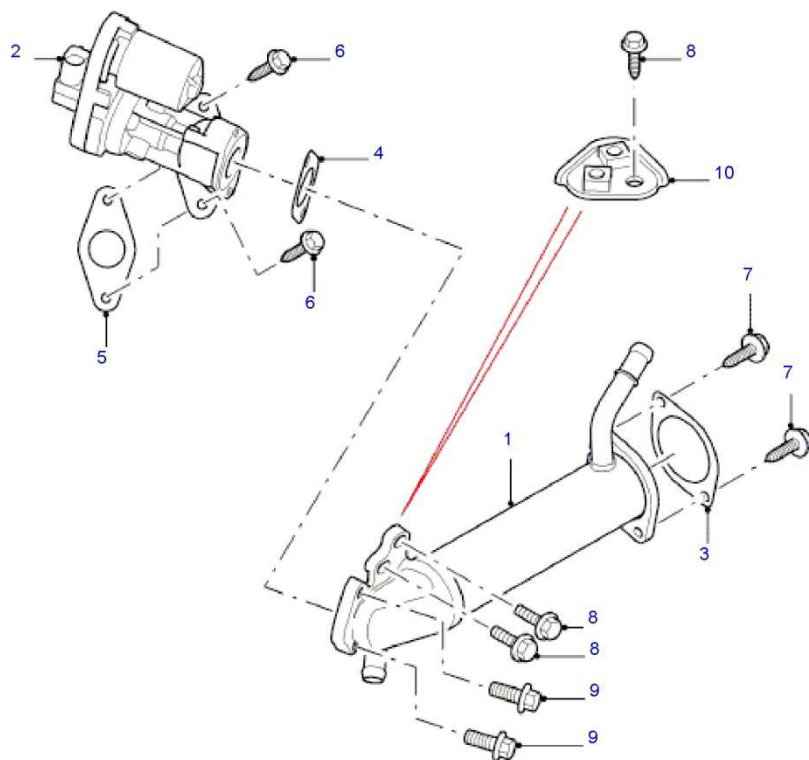


Callout	Description	Qty	OSI	From	To	E	Number
1	TUBE - CONNECTING \$	1	-				LR030010
2	BOLT, M6 X 12MM \$	2	-				LR000622
3	BODY - CARBURETTOR THROTTLE \$	1	-		(V)CA555554		LR030033
3	BODY - CARBURETTOR THROTTLE \$	1	-	(V)CA555555			LR041167
4	SCREW, M6 X 40MM \$	4	-				LR030034
5	DUCT - AIR \$	1	-				LR030032
6	TUBE - AIR INLET \$	1	-				LR032214
7	CONNECTION - AIR INLET \$	1	-				LR032215
8	SENSOR - AIR CHARGE \$	1	-				LR032216
9	SCREW, M6 X 16MM \$	1	-				FS106026

With compliments from ,

Catalogue: Defender 2007-

Section: I01.010 EXHAUST GAS RECIRCULATION (FROM (V)7A000001 TO (V)BA999999)



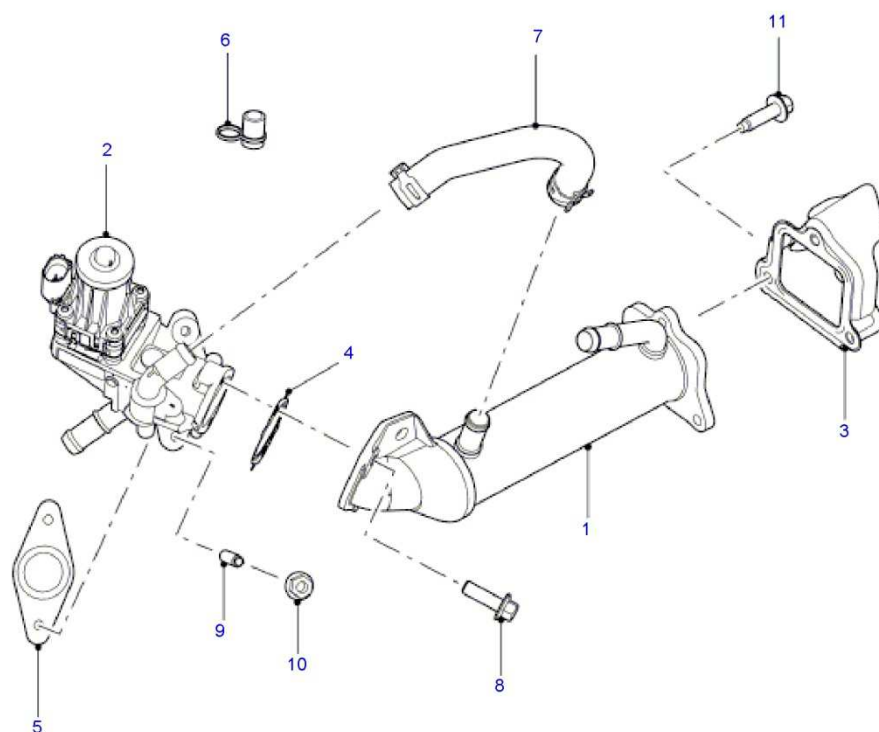
I01.010  
05-2007  
L8  
LJ0071A

Callout	Description	Qty	OSI	From	To	E	Number
1	COOLER - EGR \$	1	Y				<del>LR004870</del>
2	VALVE - EXHAUST GAS RECIRCULATION \$	1	-				LR006650
3	GASKET \$	1	-				LR004477
4	GASKET \$	1	-				LR004476
5	GASKET \$	1	-				LR004471
6	BOLT, M6 X 20MM \$	2	-				4558527
7	SCREW, M8 X 20MM \$	2	-				LR000631
8	BOLT, M8 X 25 \$	3	-				FS108252
9	BOLT, M8 X 20MM \$	2	Y				<del>4409298</del>
10	BRACKET \$	1	-				LR004475

With compliments from ,

Catalogue: Defender 2007-

Section: I01.011 EXHAUST GAS RECIRCULATION (FROM (V)CA000001)



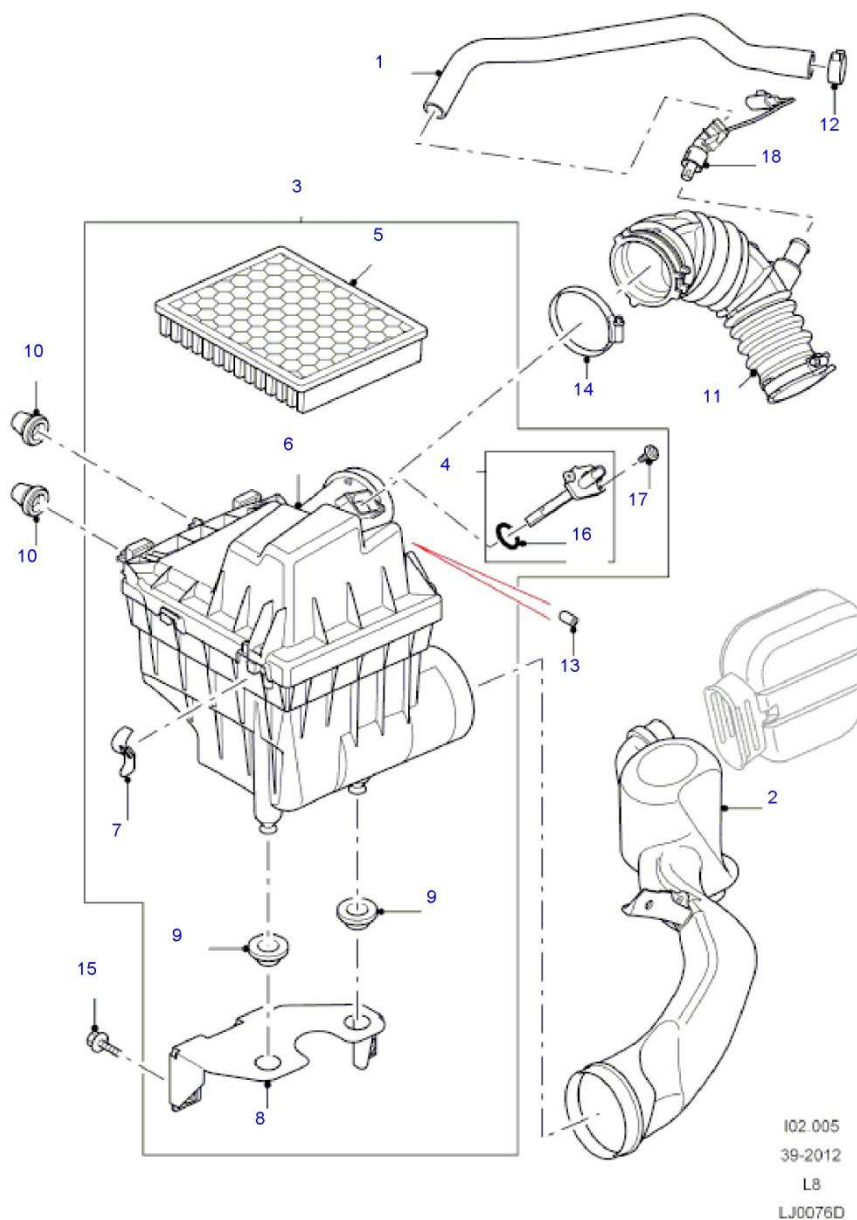
I01.011  
09-2011  
L8  
L8I01011

Callout	Description	Qty	OSI	From	To	E	Number
1	COOLER - EGR \$	1	Y		(V)CA555554		LR031503
1	COOLER - EGR \$	1	-	(V)CA555555			LR039100
2	VALVE - EXHAUST GAS RECIRCULATION \$	1	-				LR030027
3	GASKET \$	1	-				LR030028
4	GASKET \$	1	Y		(V)CA433333		LR031879
4	GASKET \$	1	Y	(V)CA433334	(V)CA500001		LR034077
4	GASKET \$	1	-	(V)CA500002			LR037955
5	GASKET \$	1	-				LR034076
6	PLUG - BLANKING, OUTLET, EGR COOLER \$	1	-				LR032210
7	HOSE, INLET, EGR COOLER \$	1	-		(V)CA417102		LR030029
7	HOSE, INLET, EGR COOLER \$	1	-	(V)CA417103	(V)CA444443		LR038703
7	HOSE, INLET, EGR COOLER \$	1	-	(V)CA444444			LR045283
8	BOLT, M8 X 25 \$	2	-				FS108252
9	STUD, M6 X 12MM \$	2	-				LR005629
10	NUT, M6 \$	2	-				YYH500020
11	BOLT - HEX.HEAD, M8 X 25 \$	3	-				RYG500460

With compliments from ,

Catalogue: Defender 2007-

Section: I02.005 AIR CLEANER (FROM (V)7A000001)

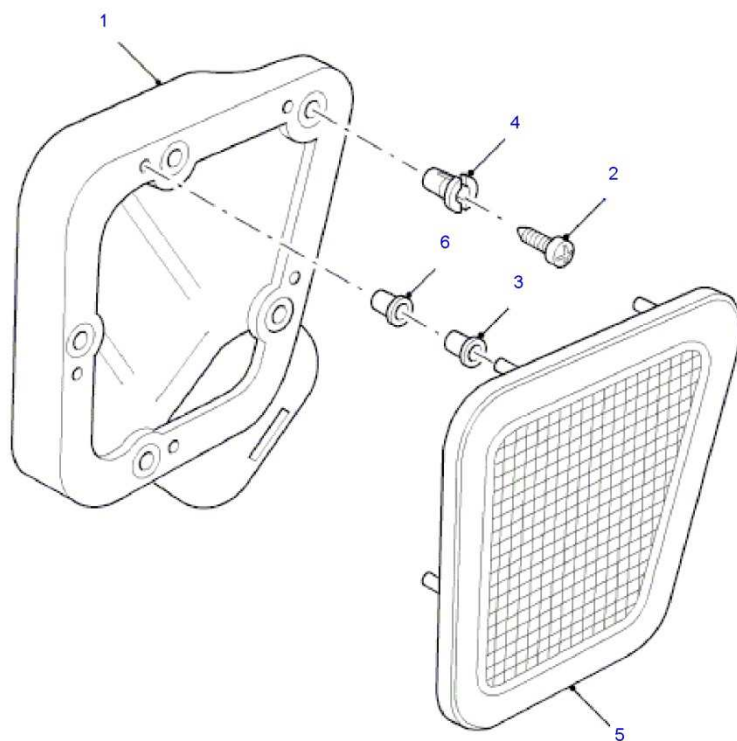


Callout	Description	Qty	OSI	From	To		E	Number
1	HOSE \$	1	-		(V)BA999999			LLN500030
1	HOSE \$	1	-	(V)CA000001				LR030031
2	DUCT - AIR, LOWER \$	1	Y		(V)7A739846			PHD500930
2	DUCT - AIR, LOWER \$	1	-	(V)7A739847				PHD500950
3	CLEANER - AIR \$	1	Y		(V)7A755186			PHB500320
3	CLEANER - AIR \$	1	Y	(V)7A755187	(V)BA999999			PHB500340
3	CLEANER - AIR \$	1	-	(V)CA000001				LR031342
4	SENSOR, AIR FLOW \$	1	-		(V)BA999999			MHK501040
4	SENSOR, AIR FLOW \$	1	-	(V)CA000001				LR019830
5	ELEMENT - AIR CLEANER \$	1	-					PHE500060
6	COVER \$	1	-		(V)8A761643			PHC500060
6	COVER \$	1	-	(V)8A761644				PHC500070
7	CLIP - RETAINING \$	2	-					IPN500230
8	BRACKET - AIR CLEANER \$	1	-					PHU500060
9	MOUNTING - RUBBER \$	2	-					PYA10008L
10	ISOLATOR \$	2	-					PJQ500030
11	DUCT - AIR \$	1	Y		(V)BA999999			PHD500940
11	DUCT - AIR \$	1	-	(V)CA000001				LR031365
12	CLIP - HOSE \$	1	-		(V)BA999999			PYC101410L
13	CAP - BLANKING \$	1	-					ESR2965
14	CLIP - HOSE \$	1	-					CN100909
15	BOLT AND WASHER - HEX.HEAD \$	3	-					PYG500050
16	"O" RING', SERVICED IN ASSEMBLY ONLY \$	1	Y					LR027188
17	SCREW, 4 X 12MM \$	2	-					LR000044
18	HEATER ELEMENT, '(+)"RU" \$	1	-	(V)CA000001				LR020052

With compliments from ,

Catalogue: Defender 2007-

Section: I02.010 AIR INTAKE SYSTEM (FROM (V)7A000001)



I02.010  
01-2007  
L8  
LJ0068

© 2004 - 2012 Infomedia Ltd and its licensors.

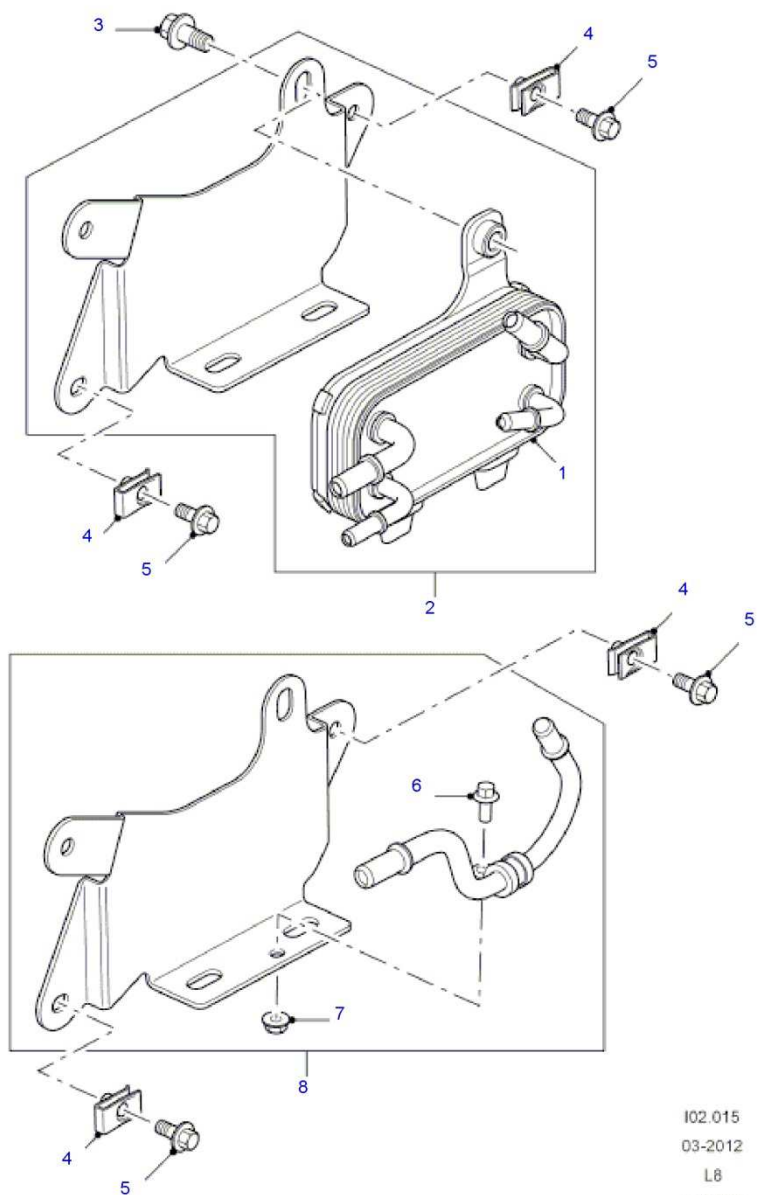


Callout	Description	Qty	OSI	From	To	E	Number
1	DUCT - AIR, UPPER \$	1	-				PHD500920
2	SCREW - SELF-TAPPING \$	5	-				PYP500140
3	INSERT \$	5	-				AJU1136L
4	NUT - CAGE \$	5	-				AFU1926L
5	GRILLE - AIR INLET \$	1	-				BTR6188
6	BUSH \$	5	-				359526

With compliments from ,

Catalogue: Defender 2007-

Section: I02.015 FUEL COOLER ASSEMBLY (FROM (V)7A000001)



I02.015  
03-2012  
L8  
LJ0072A

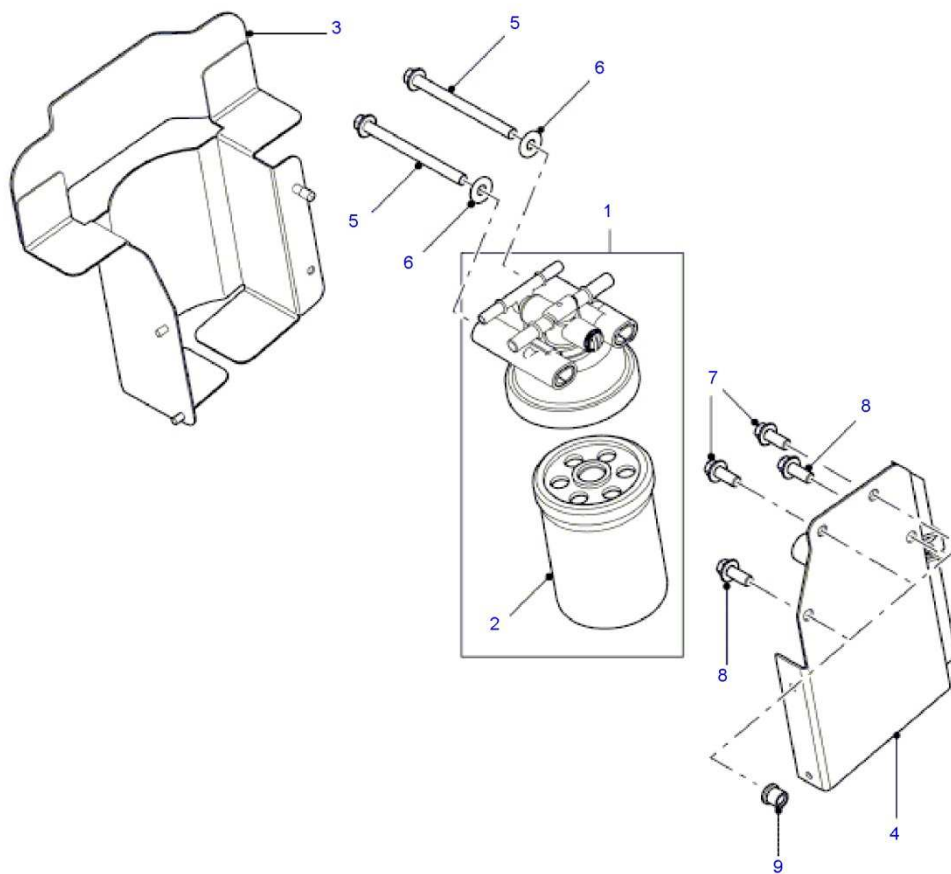
© 2004 - 2012 Infomedia Ltd and its licensors.

Callout	Description	Qty	OSI	From	To	E	Number
1	COOLER - FUEL, FUEL COOLER REPLACED BY BRIDGE PIPE AND BRACKET ASSY IN VEHICLES COMPLIANT WITH EU5 LEVEL EMISSIONS, (EU2 OR EURO STAGE 4 EMISSIONS) \$	1	Y				<i>PIB500052</i>
2	COOLER - FUEL, WITH BRACKET, FUEL COOLER REPLACED BY BRIDGE PIPE AND BRACKET ASSY IN VEHICLES COMPLIANT WITH EU5 LEVEL EMISSIONS, (EU2 OR EURO STAGE 4	1	-		(V)BA999999		PIB500180
2	COOLER - FUEL, WITH BRACKET, FUEL COOLER REPLACED BY BRIDGE PIPE AND BRACKET ASSY IN VEHICLES COMPLIANT WITH EU5 LEVEL EMISSIONS, (EU2 OR EURO STAGE 4	1	-	(V)CA000001			LR038702
3	BOLT, M8 X 20MM, (EU2 OR EURO STAGE 4 EMISSIONS) \$	1	-				FS108206
4	NUT - FLANGED \$	2	Y				<i>LR000053</i>
5	BOLT, M8 X 20MM \$	2	-				FS108206
6	SCREW, M6 X 14MM, STAGE V PLUS DPF \$	1	-				FS106146
7	NUT, M6, STAGE V PLUS DPF \$	1	-				FN106046
8	BRACKET AND BRIDGE PIPE, FUEL COOLER REPLACED BY BRIDGE PIPE AND BRACKET ASSY IN VEHICLES COMPLIANT WITH EU5 LEVEL EMISSIONS, STAGE V PLUS DPF \$	1	-				LR038701

With compliments from ,

Catalogue: Defender 2007-

Section: I02.020 FUEL FILTER (FROM (V)7A000001)



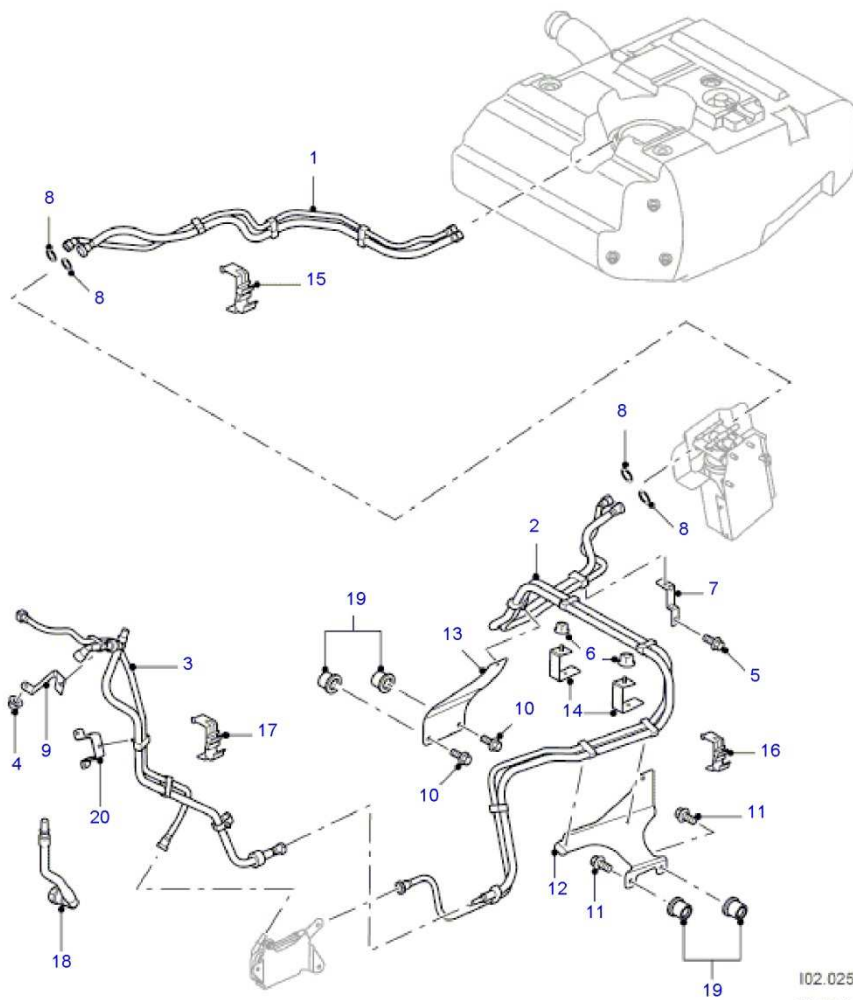
I02.020  
06-2011  
L8  
LJ0073A

Callout	Description	Qty	OSI	From	To	E	Number
1	FILTER \$	1	-				WJN500190
2	ELEMENT - FUEL FILTER \$	1	-				WJI500040
3	SHIELD - FUEL FILTER, FRONT \$	1	-				JEU500060
4	SHIELD - FUEL FILTER, REAR \$	1	-				WJU500280
5	BOLT, FLANGED HEAD \$	2	-				FB108206
6	WASHER, M8 \$	2	-				WC108056
7	SCREW, FLANGED HEAD, M8 X 20MM \$	2	-				FS108206
8	SCREW, FLANGED HEAD, M8 X 20MM \$	2	-				FS108206
9	NUTSERT-BLIND, M8, HEXAGONAL \$	4	-				ANR6563

**With compliments from ,**

**Catalogue: Defender 2007-**

Section: 102.025 FUEL LINES (FROM (V)7A000001)



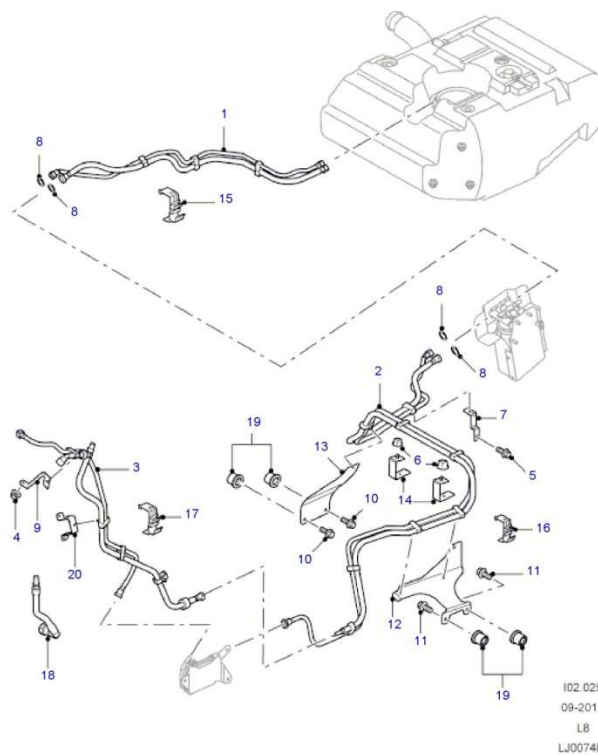
102.025  
09-2011  
L8  
LJ0074E

Callout	Description	Qty	OSI	From	To	E	Number
1	TUBE - FUEL, TANK TO FUEL FILTER, '90" WHEELBASE' \$	1	Y		(V)9A777776		WJP502330
1	TUBE - FUEL, TANK TO FUEL FILTER, '90" WHEELBASE' \$	1	-	(V)9A777777	(V)BA999999		LR016980
1	TUBE - FUEL, TANK TO FUEL FILTER, '90" WHEELBASE' \$	1	-	(V)CA000001			LR031343
1	TUBE - FUEL, TANK TO FUEL FILTER, '110" WHEELBASE' \$	1	Y		(V)9A777776		WJP502370
1	TUBE - FUEL, TANK TO FUEL FILTER, '110" WHEELBASE' \$	1	-	(V)9A777777	(V)BA999999		LR016984
1	TUBE - FUEL, TANK TO FUEL FILTER, '110" WHEELBASE' \$	1	-	(V)CA000001			LR031344
1	TUBE - FUEL, TANK TO FUEL FILTER, '130" WHEELBASE' \$	1	Y		(V)9A777776		WJP502370
1	TUBE - FUEL, TANK TO FUEL FILTER, '130" WHEELBASE' \$	1	-	(V)9A777777	(V)BA999999		LR016984
1	TUBE - FUEL, TANK TO FUEL FILTER, '130" WHEELBASE' \$	1	-	(V)CA000001			LR031344
2	TUBE - FUEL, INTERMEDIATE, '90" WHEELBASE' \$	1	Y		(V)9A777776		WJP502340
2	TUBE - FUEL, INTERMEDIATE, '90" WHEELBASE' \$	1	Y	(V)9A777777	(V)BA999999		LR016981
2	TUBE - FUEL, INTERMEDIATE, '90" WHEELBASE' \$	1	-	(V)CA000001			LR031345
2	TUBE - FUEL, INTERMEDIATE, '110" WHEELBASE' \$	1	Y		(V)9A777776		WJP502350
2	TUBE - FUEL, INTERMEDIATE, '110" WHEELBASE' \$	1	Y	(V)9A777777	(V)BA999999		LR016982
2	TUBE - FUEL, INTERMEDIATE, '110" WHEELBASE' \$	1	-	(V)CA000001			LR031346
2	TUBE - FUEL, INTERMEDIATE, '130" WHEELBASE' \$	1	Y		(V)9A777776		WJP502360
2	TUBE - FUEL, INTERMEDIATE, '130" WHEELBASE' \$	1	-	(V)9A777777	(V)BA999999		LR016983
2	TUBE - FUEL, INTERMEDIATE, '130" WHEELBASE' \$	1	-	(V)CA000001			LR031347
3	TUBE - FUEL, FRONT \$	1	Y		(V)9A777776		WJP502300
3	TUBE - FUEL, FRONT \$	1	-	(V)9A777777	(V)BA999999		LR016979
3	TUBE - FUEL, FRONT \$	1	-	(V)CA000001			LR031348
4	NUT - HEX., M6, HEXAGONAL HEAD, NYLOC \$	1	-				FY106046
5	BOLT, M8 X 14, WITH 4 SEATS - 2+2 CONFIGURATION \$	1	-				FS108146
6	NUT - FLANGED \$	2	-				FX106046

➤ See following page

With compliments from ,  
Catalogue: Defender 2007 -  
Section: I02.025 FUEL LINES (FROM (V)7A000001)

---

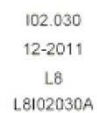




➤ Continued

7	BRACKET, WITH 4 SEATS - 2+2 CONFIGURATION \$	1	Y		(V)7A735849		WJU500400
7	BRACKET, WITH 4 SEATS - 2+2 CONFIGURATION \$	1	-	(V)7A735250			WJU500450
8	WASHER, M8 \$	4	-		(V)BA999999		WC108056
9	BRACKET \$	1	-		(V)BA999999		WJU500440
9	BRACKET \$	1	-	(V)CA000001			LR031349
10	BOLT, M8 X 14 \$	2	-				FS108146
11	BOLT, M8 X 14 \$	2	-				FS108146
12	BRACKET, LH \$	1	-				WJU500390
13	BRACKET, RH \$	1	Y		(V)7A735849		WJU500380
13	BRACKET, RH \$	1	-	(V)7A735250			WJU500460
14	BRACKET \$	2	-				WJU500370
15	CLIP \$	3	-				WJC500260
16	CLIP \$	7	-				WJC500260
17	CLIP \$	2	-				WJC500260
18	TUBE - FUEL, PIPE TO FUEL PUMP \$	1	-		(V)BA999999		LR006249
18	TUBE - FUEL, PIPE TO FUEL PUMP \$	1	-	(V)CA000001			LR031351
19	NUTSERT-BLIND, M8, HEXAGONAL \$	4	-				ANR6563
20	BRACKET \$	1	-	(V)CA000001			LR031350

Section: 102.030 FUEL TANK &amp; RELATED PARTS (FROM (V)7A000001 TO (V)BA999999)



732

Callout	Description	Qty	OSI	From	To	E	Number
1	TANK - FUEL, '90" WHEELBASE' \$	1	-		(V)8A760581		WHK100040
1	TANK - FUEL, '90" WHEELBASE' \$	1	-	(V)8A760582			LR013168
1	TANK - FUEL, '110" WHEELBASE' \$	1	Y		(V)8A760303		WHK100050
1	TANK - FUEL, '110" WHEELBASE' \$	1	-	(V)8A760304			LR013167
1	TANK - FUEL, '130" WHEELBASE' \$	1	Y		(V)8A760303		WHK100050
1	TANK - FUEL, '130" WHEELBASE' \$	1	-	(V)8A760304			LR013167
2	SENDER - FUEL TANK, '90" WHEELBASE' \$	1	-				WQB100430
2	SENDER - FUEL TANK, '110" WHEELBASE' \$	1	-				WQB100440
2	SENDER - FUEL TANK, '130" WHEELBASE' \$	1	-				WQB100440
3	SEAL-FUEL PUMP UNIT TANK \$	1	-				ESR3808
4	SEAL-FUEL PUMP UNIT TANK \$	1	Y				WQG500020
5	ADAPTOR, ADAPTOR \$	1	-				ESR3807
6	HOSE-VENT FUEL TANK, '90" WHEELBASE' \$	1	Y		(V)8A760581		WFH101790
6	HOSE-VENT FUEL TANK, '90" WHEELBASE' \$	1	Y	(V)8A760582			LR016190
6	HOSE-VENT FUEL TANK, '110" WHEELBASE' \$	1	Y		(V)8A760303		WFH101730
6	HOSE-VENT FUEL TANK, '110" WHEELBASE' \$	1	Y	(V)8A760304			LR016191
6	HOSE-VENT FUEL TANK, '130" WHEELBASE' \$	1	Y		(V)8A760303		WFH101730
6	HOSE-VENT FUEL TANK, '130" WHEELBASE' \$	1	Y	(V)8A760304			LR016191
7	CRADLE-FUEL TANK SUPPORT, '90" WHEELBASE' \$	1	-				WFI100070
7	CRADLE-FUEL TANK SUPPORT, '110" WHEELBASE' \$	1	-				WFI100100
7	CRADLE-FUEL TANK SUPPORT, '130" WHEELBASE' \$	1	-				WFI100100
8	SCREW, M10 X 30, '90" WHEELBASE' \$	4	-				FS110307
8	SCREW, M10 X 30, '110" WHEELBASE' \$	2	-				FS110307
8	SCREW, M10 X 30, '130" WHEELBASE' \$	2	-				FS110307
9	NUT-FLANGE-NYLOC \$	2	-				FY110056

➤ See following page

[illegible]

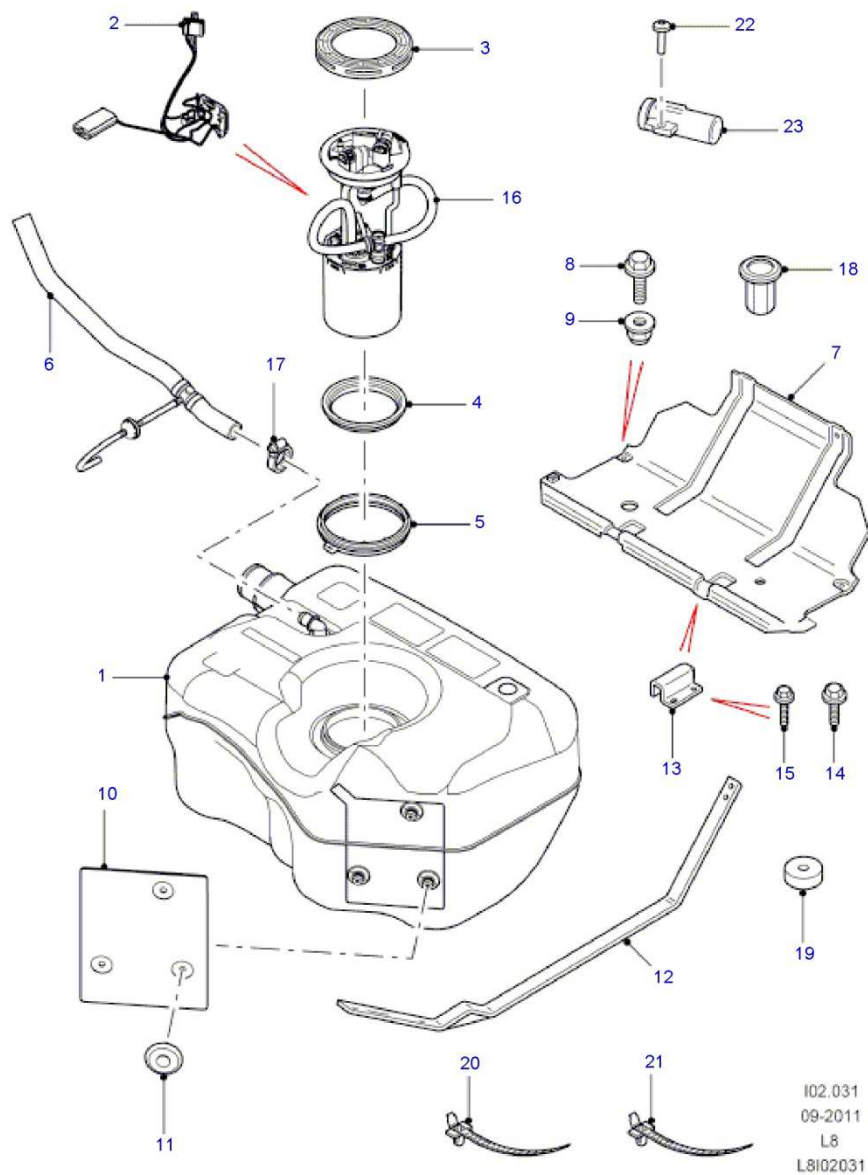
➤ Continued

10	PAD-INSULATION-FUEL TANK, '90" WHEELBASE' \$	1	-		(V)7A753761			WGE100120
10	PAD-INSULATION-FUEL TANK, '90" WHEELBASE' \$	1	-	(V)7A753762				WFE501390
10	PAD-INSULATION-FUEL TANK, '110" WHEELBASE' \$	1	-					WGE100110
10	PAD-INSULATION-FUEL TANK, '130" WHEELBASE' \$	1	-					WGE100110
11	RIVET-PLASTIC-SNAP IN \$	3	-					WYQ100040
12	STRAP - FUEL TANK, '110" WHEELBASE' \$	1	-					WFS100530
12	STRAP - FUEL TANK, '130" WHEELBASE' \$	1	-					WFS100530
13	BRACKET-FUEL PIPE \$	1	-					WFU500030
14	BOLT, FLANGED HEAD, M8 X 20MM, '90" WHEELBASE' \$	2	Y					FA108207
14	BOLT, FLANGED HEAD, M8 X 20MM, '110" WHEELBASE' \$	4	Y					FA108207
14	BOLT, FLANGED HEAD, M8 X 20MM, '130" WHEELBASE' \$	4	Y					FA108207
15	SCREW, M5 X 20 \$	1	-					FA105201
16	CLIP-HOSE \$	1	-					WYC100570
17	CLIP-HOSE-WORM DRIVE \$	1	-					PYC102070
18	NUT-RIVET-STEEL, M10, HEXAGONAL, '110" WHEELBASE' \$	2	-					WYH100470
18	NUT-RIVET-STEEL, M10, HEXAGONAL, '130" WHEELBASE' \$	2	-					WYH100470
19	PAD-INSULATION-FUEL TANK, '90" WHEELBASE' \$	2	-					MXC5714
19	PAD-INSULATION-FUEL TANK, '110" WHEELBASE' \$	4	-					MXC5714
19	PAD-INSULATION-FUEL TANK, '130" WHEELBASE' \$	4	-					MXC5714
20	STRAP - CABLE \$	1	-					ADU8981
21	CLIP - HOSE \$	1	-					WYC500150
22	CLIP \$	2	-					MXC1848

With compliments from ,

Catalogue: Defender 2007-

Section: I02.031 FUEL TANK & RELATED PARTS (FROM (V)CA000001)



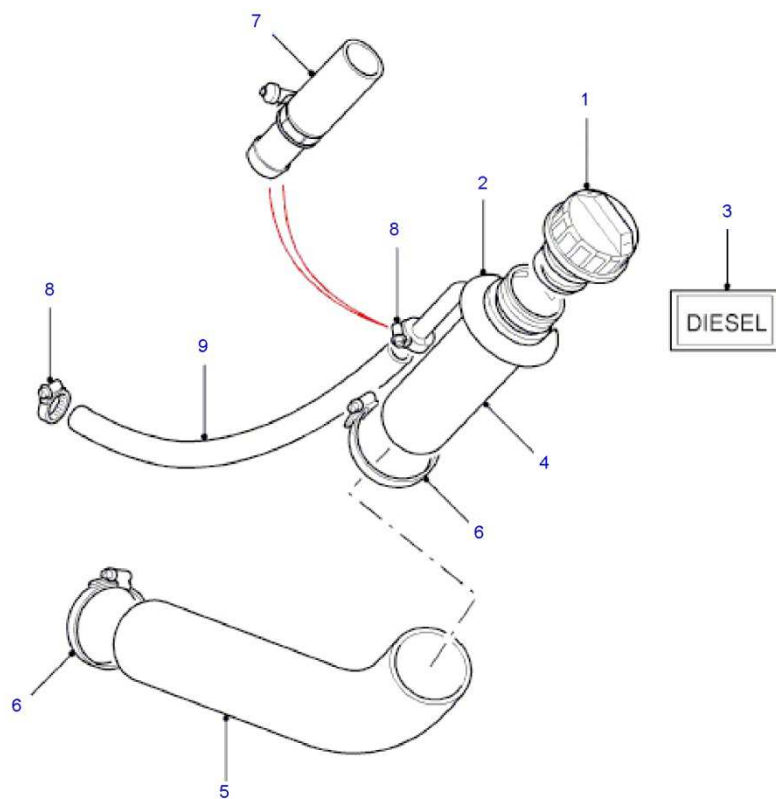
© 2004 - 2012 Infomedia Ltd and its licensors.

Callout	Description	Qty	OSI	From	To		E	Number
1	TANK - FUEL, '90" WHEELBASE' \$	1	-					LR030035
1	TANK - FUEL, ('110" WHEELBASE' OR '130" WHEELBASE') \$	1	-					LR030036
2	SENDER - FUEL TANK, '90" WHEELBASE' \$	1	-					LR030037
2	SENDER - FUEL TANK, ('110" WHEELBASE' OR '130" WHEELBASE') \$	1	-					LR030038
3	SEAL-FUEL PUMP UNIT TANK \$	1	-					ESR3808
4	SEAL-FUEL PUMP UNIT TANK \$	1	Y					W6Q500020
5	ADAPTOR, ADAPTOR \$	1	-					ESR3807
6	HOSE-VENT FUEL TANK, '90" WHEELBASE' \$	1	-					LR032393
6	HOSE-VENT FUEL TANK, ('110" WHEELBASE' OR '130" WHEELBASE') \$	1	-					LR032394
7	CRADLE-FUEL TANK SUPPORT, '90" WHEELBASE' \$	1	-					WFI100070
7	CRADLE-FUEL TANK SUPPORT, ('110" WHEELBASE' OR '130" WHEELBASE') \$	1	-					WFI100100
8	SCREW, M10 X 30, '90" WHEELBASE' \$	4	-					FS110307
8	SCREW, M10 X 30, ('110" WHEELBASE' OR '130" WHEELBASE') \$	2	-					FS110307
9	NUT-FLANGE-NYLOC, '90" WHEELBASE' \$	4	-					FY110056
9	NUT-FLANGE-NYLOC, ('110" WHEELBASE' OR '130" WHEELBASE') \$	2	-					FY110056
10	PAD-INSULATION-FUEL TANK, '90" WHEELBASE' \$	1	-					WFE501390
10	PAD-INSULATION-FUEL TANK, ('110" WHEELBASE' OR '130" WHEELBASE') \$	1	-					WGE100110
11	RIVET-PLASTIC-SNAP IN \$	3	-					WYQ100040
12	STRAP - FUEL TANK, '110" WHEELBASE' \$	1	-					WFS100530
12	STRAP - FUEL TANK, '130" WHEELBASE' \$	1	-					WFS100530
13	BRACKET-FUEL PIPE \$	1	-					WFO500030
14	BOLT, FLANGED HEAD, M8 X 20MM, '90" WHEELBASE' \$	2	Y					FA100207
14	BOLT, FLANGED HEAD, M8 X 20MM, ('110" WHEELBASE' OR '130" WHEELBASE') \$	4	Y					FA100207
15	SCREW, M5 X 20 \$	1	-					FA105201
16	PUMP - FUEL \$	1	-					LR030039
17	CLIP-HOSE-WORM DRIVE \$	1	-					PYC102070
18	NUT-RIVET-STEEL, M10, HEXAGONAL, ('110" WHEELBASE' OR '130" WHEELBASE') \$	2	-					WYH100470
19	PAD-INSULATION-FUEL TANK, '90" WHEELBASE' \$	2	-					MXC5714
19	PAD-INSULATION-FUEL TANK, ('110" WHEELBASE' OR '130" WHEELBASE') \$	4	-					MXC5714
20	STRAP - CABLE \$	1	-					ADU8981
21	CLIP - HOSE \$	1	-					WYC500150
22	SCREW, 4.8 X 16MM \$	2	-					LR030041
23	SWITCH - FUEL SHUT-OFF, MOUNTED TO BULKHEAD \$	1	-					LR030040

With compliments from ,

Catalogue: Defender 2007-

Section: I02.035 FUEL TANK FILLER (FROM (V)7A000001)



I02.035  
08-2007  
L8  
LJ0075A



Callout	Description	Qty	OSI	From	To	E	Number
1	CAP-FILLER FUEL FILLER, LOCKING, INCLUDES KEY \$	1	Y		(V)8A999999		WLD500200
1	CAP-FILLER FUEL FILLER, LOCKING, INCLUDES KEY \$	1	-	(V)CA000001			LR032977
2	GROMMET \$	1	-				WLR000020
3	LABEL-CAUTION FUEL FILLER \$	1	-				WLE000020
4	HOSE-FILLER FUEL FILLER \$	1	-				WLH100570
5	HOSE-MOULDED FUEL TANK, (WITH HIGH CAPACITY TAILGATE, '110" WHEELBASE' OR '130" WHEELBASE') \$	1	-				WLH500050
5	HOSE-MOULDED FUEL TANK, '90" WHEELBASE' \$	1	-		(V)8A760581		WLH500060
5	HOSE-MOULDED FUEL TANK, '90" WHEELBASE' \$	1	-	(V)8A760582			WLH500100
5	HOSE-MOULDED FUEL TANK, (LESS TAILGATE, '110" WHEELBASE' OR WITH LOWER TAILGATE, '110" WHEELBASE') \$	1	-				WLH500070
6	CLIP-HOSE, 50-70MM \$	2	-				PYC102350
7	BREATHER FUEL FILLER, ('130" WHEELBASE' OR WITH HIGH CAPACITY TAILGATE, '110" WHEELBASE') \$	1	Y		(V)8A888887		WLK100110
7	BREATHER FUEL FILLER, ('130" WHEELBASE' OR WITH HIGH CAPACITY TAILGATE, '110" WHEELBASE') \$	1	-	(V)8A888888			LR033313
8	CLIP-HOSE-WORM DRIVE \$	2	-				PYC102070
9	BREATHER-ASSEMBLY, CUT TO THE REQUIRED LENGTH \$	1	-		(V)8A760581		ESR4290
9	BREATHER-ASSEMBLY, '90" WHEELBASE' \$	1	Y	(V)8A760582			LR016190
9	BREATHER-ASSEMBLY, ('110" WHEELBASE' OR '130" WHEELBASE') \$	1	Y	(V)8A760582			LR016191

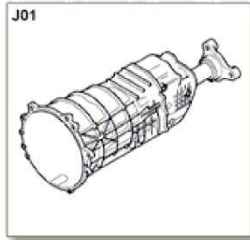


Page left blank



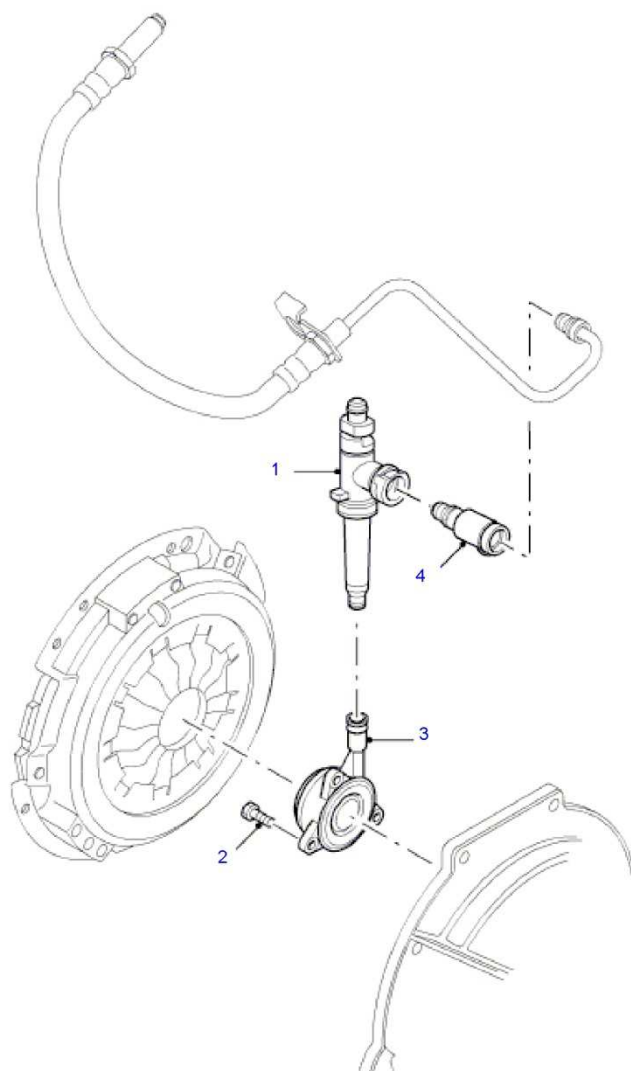
With compliments from ,  
Catalogue: Defender 2007-  
Section: GRAPHIC INDEX

---



With compliments from ,  
Catalogue: Defender 2007-  
Section: J01.005 CLUTCH RELEASE MECHANISM (FROM (V)7A000001)

---



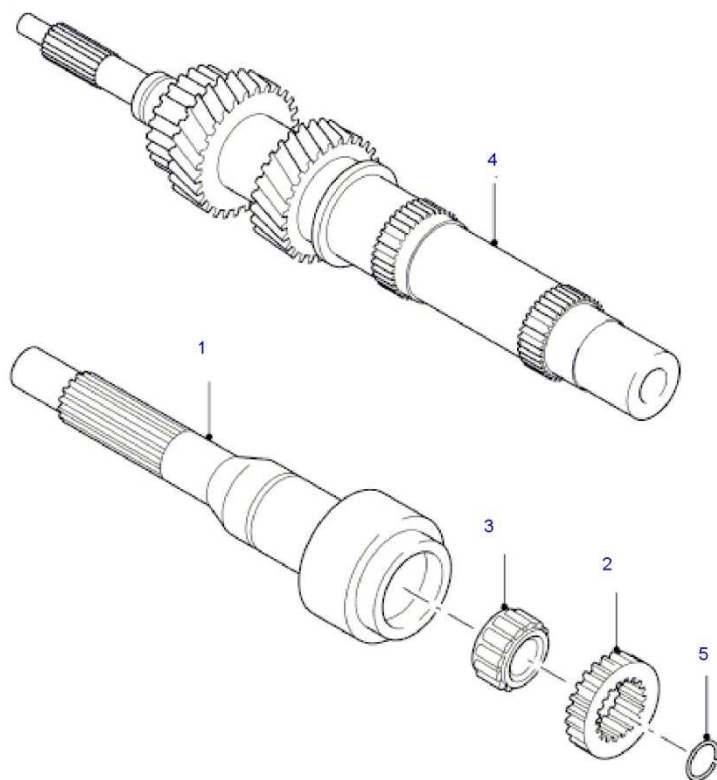
J01.005  
01-2007  
L8  
LC0053

Callout	Description	Qty	OSI	From	To	E	Number
1	ADAPTOR \$	1	Y		(V)BA401237		U6N500020
1	ADAPTOR \$	1	-	(V)BA401238			LR031188
2	SCREW \$	3	-				UYP500070
3	CYLINDER - CLUTCH SLAVE \$	1	Y		(V)8A999999		UUB500040
3	CYLINDER - CLUTCH SLAVE \$	1	Y	(V)9A000001	(V)BA403641		LR019597
3	CYLINDER - CLUTCH SLAVE \$	1	Y	(V)BA403642	(V)CA555554		LR031455
3	CYLINDER - CLUTCH SLAVE \$	1	-	(V)CA555555			LR040773
4	VALVE, SLAVE CYLINDER \$	1	-				UUG500040

With compliments from ,

Catalogue: Defender 2007-

Section: J01.010 INPUT SHAFT, GEAR SETS & BEARINGS (FROM (V)7A000001)



J01.010  
06-2010  
L8  
LC0052A

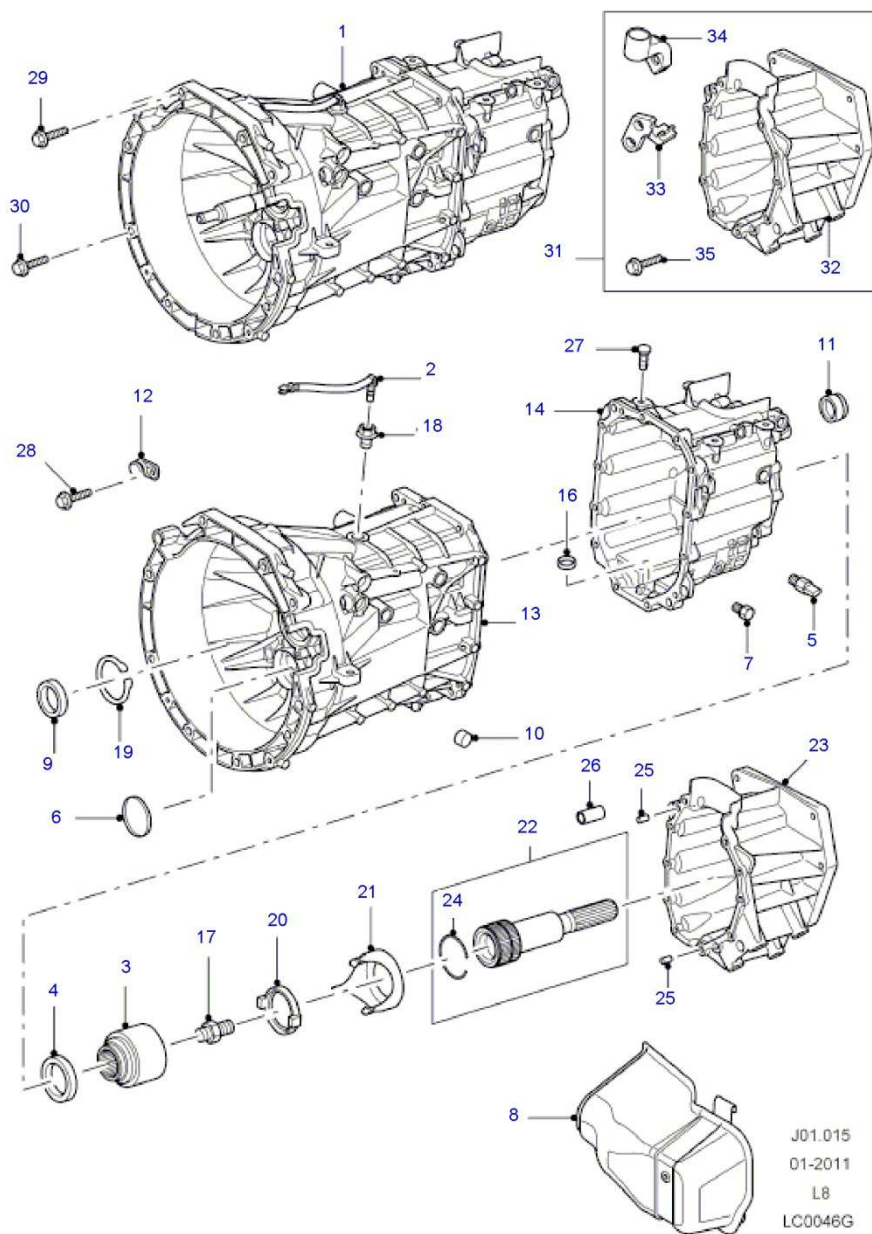


Callout	Description	Qty	DSI	From	To	E	Number
1	SHAFT - INPUT, 27 TEETH \$	1	-		(V)7A743839		LR005154
1	SHAFT - INPUT, 27 TEETH \$	1	Y	(V)7A743840			LR007318
2	RING - CLUTCH \$	1	-		(V)7A743839		LR005150
2	RING - CLUTCH \$	1	-	(V)7A743840			LR007003
3	BEARING - INPUT SHAFT \$	1	-				LR005029
4	SHAFT AND BEARING \$	1	-		(V)7A743839		LR019935
4	SHAFT AND BEARING \$	1	-	(V)7A743840			LR019936
5	SNAP RING \$	1	-	(V)AA784098			LR019193

With compliments from ,

Catalogue: Defender 2007-

Section: J01.015 MANUAL TRANSAXLE AND CASE (FROM (V)7A000001)

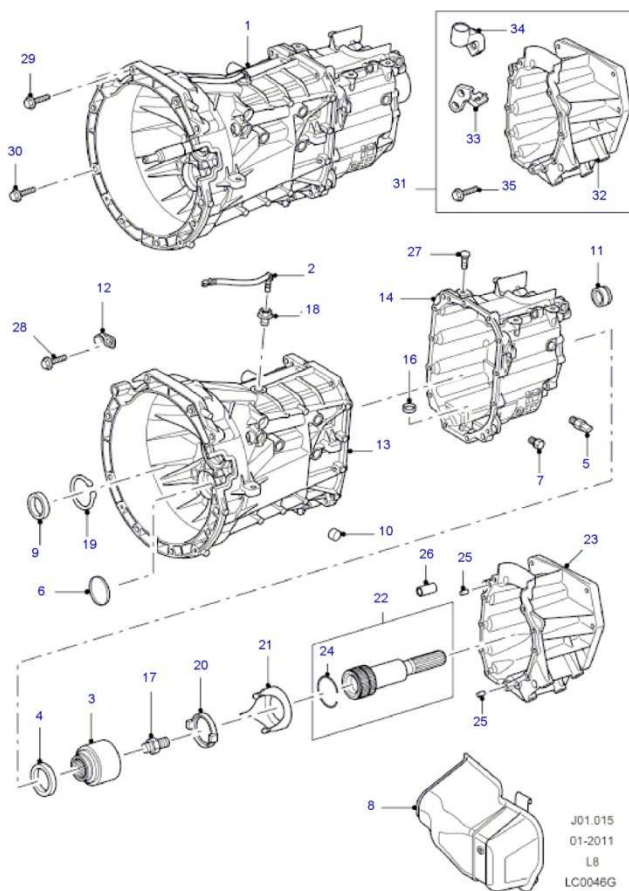


© 2004 - 2012 Infomedia Ltd and its licensors.

Callout	Description	Qty	OSI	From	To	E	Number
1	TRANSMISSION, NEW \$	1	Y		(V)7A719428		TRC500110
1	TRANSMISSION, REMANUFACTURED \$	1	Y		(V)7A719428		LR008129
1	TRANSMISSION, NEW \$	1	Y	(V)7A719429	(V)7A743839		TRC500140
1	TRANSMISSION, REMANUFACTURED \$	1	Y	(V)7A719429	(V)7A743839		LR008997
1	TRANSMISSION, NEW \$	1	Y	(V)7A743840	(V)9A999999		TRC500150
1	TRANSMISSION, REMANUFACTURED \$	1	Y	(V)7A743840	(V)9A999999		LR008998
1	TRANSMISSION, NEW \$	1	Y	(V)AA000001	(V)BA402795		LR019963
1	TRANSMISSION, REMANUFACTURED \$	1	-	(V)AA000001	(V)BA402795		LR020329
1	TRANSMISSION, NEW \$	1	Y	(V)BA402796	(V)BA406700	S	LR030744
1	TRANSMISSION, REMANUFACTURED \$	1	-	(V)BA402796	(V)BA500001	E	LR031752
1	TRANSMISSION, NEW \$	1	Y	(V)BA406701	(V)BA500001		LR031954
1	TRANSMISSION, NEW \$	1	-	(V)BA500002		S	LR033342
1	TRANSMISSION, REMANUFACTURED \$	1	-	(V)BA500002		E	LR039149
2	TUBE - VENTILATION \$	1	-				LR005149
3	FLANGE - DRIVE \$	1	Y		(V)BA555554		LR006090
3	FLANGE - DRIVE \$	1	-	(V)BA555555			LR030054
4	SEAL - OIL \$	1	-				LR0058800
5	SWITCH - REVERSING LAMP \$	1	-				LR005160
6	COVER - ACCESS HOLE, CLUTCH HOUSING \$	1	-				LR005002
6	COVER - ACCESS HOLE, COUNTERSHAFT \$	1	-				LR005031
7	PLUG, OIL FILLER PLUG, PLUG - OIL DRAIN \$	2	-				LR005008
8	HEAT SHIELD, FOR CRANKSHAFT SENSOR \$	1	-				KR0500330
9	SEAL - INPUT SHAFT \$	1	-				LR005024
10	COVER - OPENING, PLUG - TACHOGRAPH HOLE \$	1	-				LR005009
11	SEAL - GEARSHIFT LEVER \$	1	Y		(V)8A999999		LR005030
11	SEAL - GEARSHIFT LEVER \$	1	-	(V)9A000001			LR010842
12	PLUG - BLANKING \$	1	-		(V)7A735837		TRL500010
12	PLUG - BLANKING \$	1	-	(V)7A735838			TRL500020
13	CASE - TRANSMISSION AND CLUTCH \$	1	-		(V)7A743839		LR005153
13	CASE - TRANSMISSION AND CLUTCH \$	1	Y	(V)7A743840	(V)BA999554		LR007317
13	CASE - TRANSMISSION AND CLUTCH \$	1	Y	(V)BA999555			LR030058
14	CASE - TRANSMISSION \$	1	-		(V)7A753336		LR006082

➤ See following page

With compliments from ,  
Catalogue: Defender 2007-  
Section: J01.015 MANUAL TRANSAXLE AND CASE (FROM (V)7A000001)



J01.015  
01-2011  
L8  
LC0046G

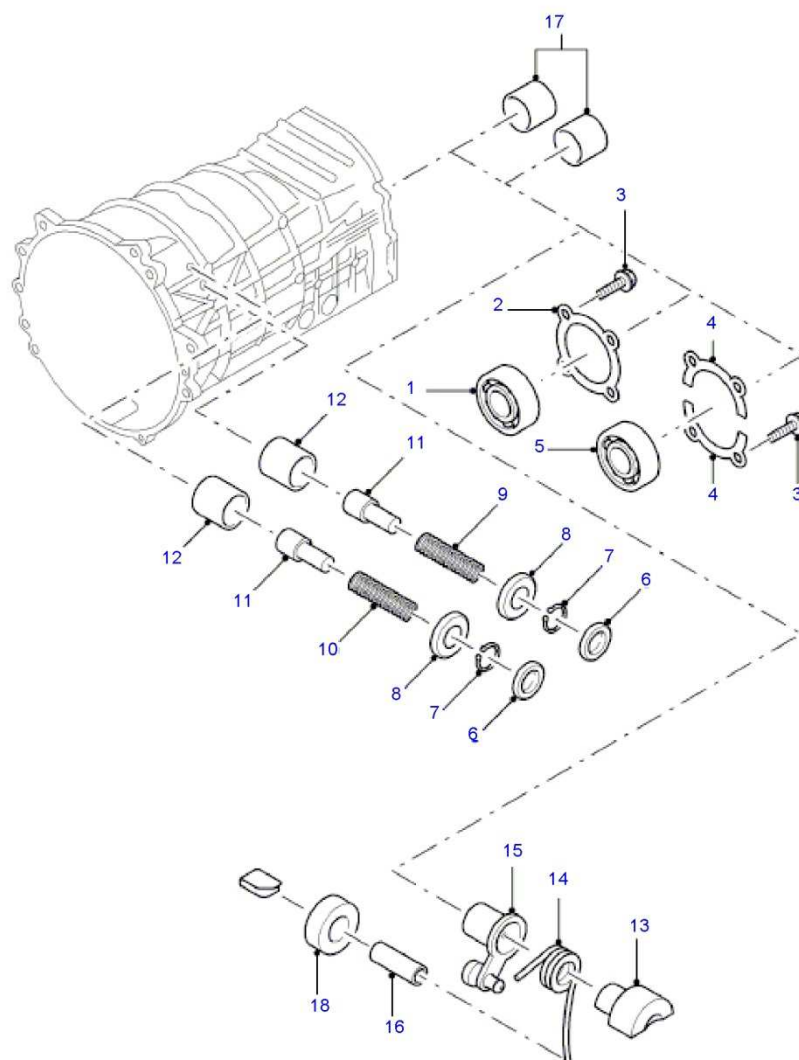
➤ continued

14	CASE - TRANSMISSION \$	1	-	(V)7A753337			LR009013
16	MAGNET \$	1	-				LR005033
17	BOLT - SPECIAL, FLANGE - REAR OUTPUT \$	1	-				LR006096
18	VENT \$	1	-				LR005014
19	CIRCLIP \$	1	-				LR005137
20	SEAL \$	1	-				TZB500140
21	CLIP - RETAINING \$	1	-				TYC500160
22	SHAFT, OUTPUT \$	1	-				TUD500020
23	CASE - TRANSMISSION \$	1	Y		(V)BA999554		<i>TRF500060</i>
23	CASE - TRANSMISSION \$	1	-	(V)BA999555			LR030060
24	RING \$	1	-				TDL500080
25	DOWEL \$	2	-				TYU500010
26	DOWEL \$	2	-				TYT500020
27	RETAINER \$	1	Y				<i>LR004975</i>
28	BOLT \$	1	-				TYP500210
29	BOLT, M10 X 70MM \$	2	-				FB110146
30	BOLT, M10 X 45MM \$	8	-				FB110096
31	KIT - REPAIR \$	1	-	(V)7A732615	(V)9A787001		LR023718
32	CASE - TRANSMISSION \$	1	-	(V)7A732615	(V)9A787001		LR023925
33	SHAFT - MANUAL LEVER CONTROL \$	1	-	(V)7A732615	(V)9A787001		LR023924
34	LINK \$	1	-	(V)7A732615	(V)9A787001		LR023926
35	BOLT, M10 X 20MM \$	X	-	(V)7A732615	(V)9A787001		FS110206

With compliments from ,

Catalogue: Defender 2007-

Section: J01.020 MANUAL TRANSMISSION COMPONENTS (FROM (V)7A000001)



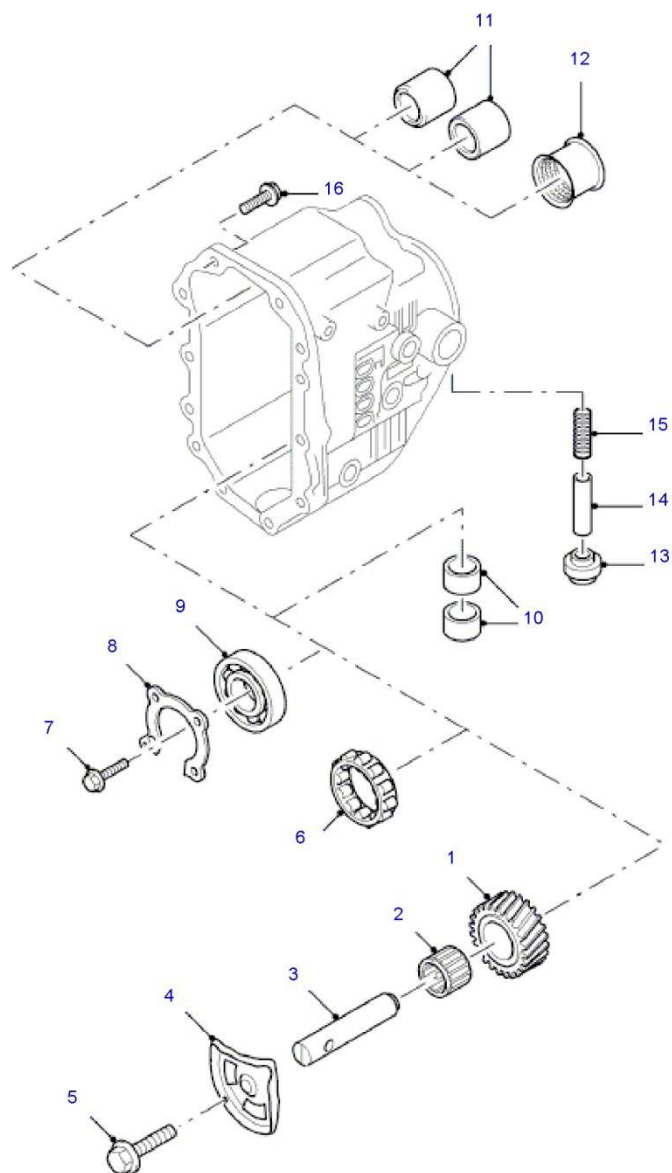
J01.020  
06-2008  
L8  
LC0047A

Callout	Description	Qty	OSI	From	To		E	Number
1	BEARING - INPUT SHAFT \$	1	Y		(V)7A743839			LR004982
1	BEARING - INPUT SHAFT \$	1	-	(V)7A743840				LR006730
2	RETAINER - INPUT SHAFT BEARING \$	1	-					LR004985
3	SCREW \$	X	-					LR004942
4	RETAINER - COUNTERSHAFT BEARING \$	2	-					LR004983
5	BEARING - COUNTERSHAFT \$	1	-					LR006731
6	PLUG - BLANKING, 20MM \$	2	-					LR005002
7	CIRCLIP \$	2	-					LR004948
8	WASHER \$	2	-					LR004946
9	SPRING - PLUNGER \$	1	-					LR006089
10	SPRING - PLUNGER \$	1	-					LR006088
11	PLUNGER - GEAR CHANGE SHAFT LOCK \$	1	-					LR005360
12	BEARING \$	2	-					LR005063
13	PIVOT - GEARSHIFT LEVER \$	1	-					LR004956
14	SPRING - GEAR CHANGE LEVER \$	1	-					LR006087
15	LEVER - GEAR SHIFT \$	1	-					LR004957
16	PIN - SPRING STOP \$	1	-					LR005144
17	BUSHING - BRACKET \$	2	-					LR004947
18	BEARING \$	1	-					LR005147

With compliments from ,

Catalogue: Defender 2007-

Section: J01.021 MANUAL TRANSMISSION EXTERNAL CMPNTS (FROM (V)7A000001)




J01.021  
08-2008  
L8  
LC0048A



Callout	Description	Qty	OSI	From	To	E	Number
1	GEAR - REVERSE IDLER \$	1	Y		(V)7A743839		LR004992
1	GEAR - REVERSE IDLER \$	1	-	(V)7A743840			LR007018
2	BEARING - IDLER GEAR \$	1	-				LR004993
3	SHAFT - REVERSE IDLER GEAR \$	1	-				LR004991
4	BRACKET - IDLER SUPPORT \$	1	-				LR005003
5	SCREW \$	1	-				LR004944
6	BEARING - COUNTERSHAFT \$	1	-				LR004990
7	SCREW \$	4	-				LR004942
8	RETAINER - BEARING \$	1	-				LR004984
9	BEARING - OUTPUT SHAFT \$	1	-				LR004987
10	BUSHING, 12 MM \$	2	-				LR004999
11	BUSHING, 17MM LONG \$	2	-				LR005000
12	BEARING, SERVICED IN ASSEMBLY ONLY \$	1	Y				LR005034
13	PLUNGER - MANUAL VALVE DETENT \$	1	-				LR005016
14	RETAINER - SPRING \$	1	-				LR005062
15	SPRING \$	1	-				LR005061
16	BOLT, M8 X 45 \$	13	-				LR005010

Section: J01.025 MANUAL TRANSMISSION GEAR SHIFT (FROM (V)7A000001)

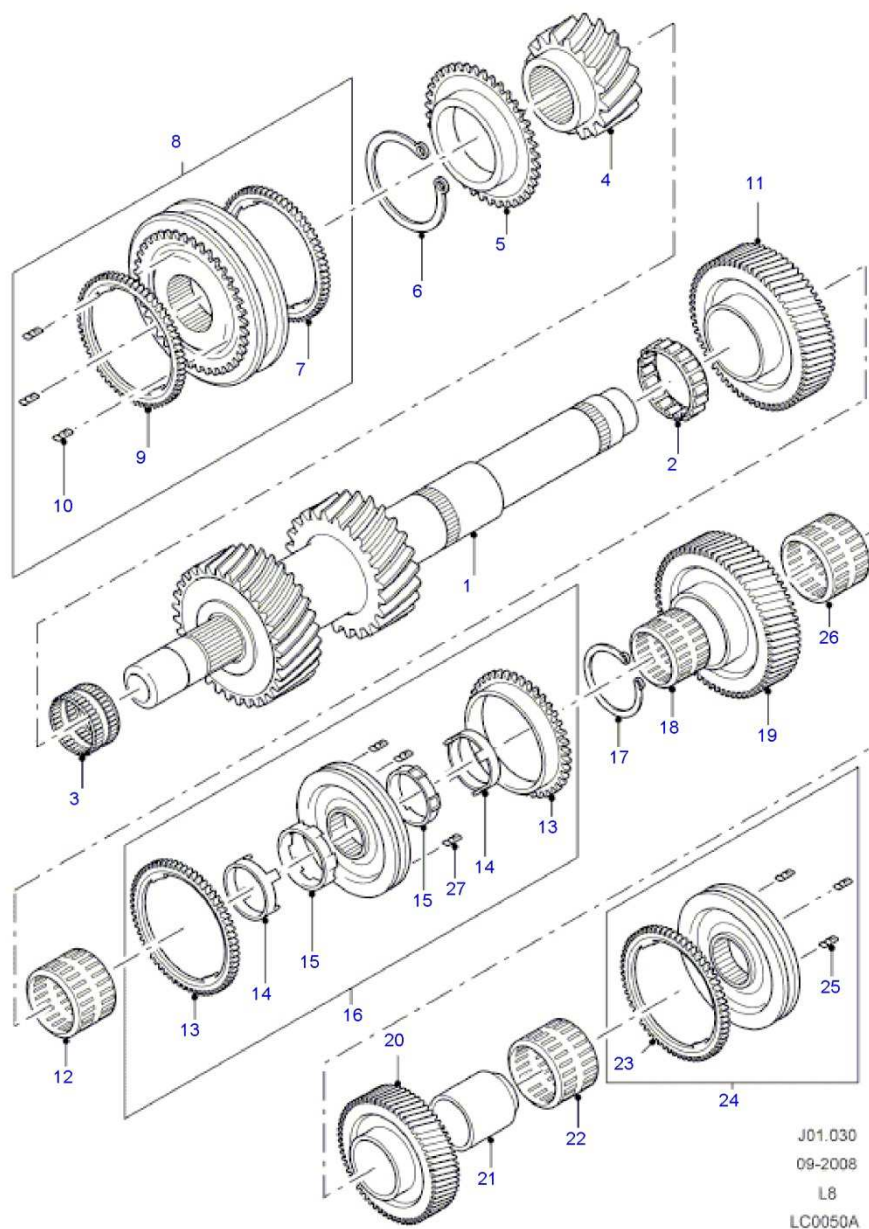


Callout	Description	Qty	OSI	From	To	E	Number
1	PIVOT \$	6	-		[V]7A999999		LR004966
1	PIVOT \$	6	-	[V]8A000001			LR008204
2	RETAINER \$	3	Y		[V]9A777777		LR004975
2	RETAINER \$	3	Y	[V]9A777778			LR016957
3	PLATE - INTERMEDIATE \$	1	-		[V]7A743839		LR005146
3	PLATE - INTERMEDIATE \$	1	-	[V]7A743840			LR007400
4	PLATE - INTERLOCK \$	1	Y				LR004952
5	SPACER \$	2	-				LR004965
6	SCREW - SPECIAL \$	2	-				LR004945
7	SHAFT - 3RD AND 4TH SPEED \$	1	-		[V]7A743839		LR005148
7	SHAFT - 3RD AND 4TH SPEED \$	1	-	[V]7A743840	[V]9A888887		LR007103
7	SHAFT - 3RD AND 4TH SPEED \$	1	-	[V]9A888888			LR016730
8	SHAFT - 5TH & 6TH \$	1	-		[V]7A999999		LR004962
8	SHAFT - 5TH & 6TH \$	1	-	[V]8A000001			LR008840
9	SHAFT - 1ST AND 2ND SPEED \$	1	-		[V]7A999999		LR004998
9	SHAFT - 1ST AND 2ND SPEED \$	1	-	[V]8A000001			LR008957
10	SHAFT - REVERSE \$	1	Y		[V]7A743839		LR004960
10	SHAFT - REVERSE \$	1	-	[V]7A743840			LR006854
11	SHAFT - TRANSMISSION GEAR SHIFT \$	1	-				LR005001
12	FORK - 5TH AND 6TH SPEED \$	1	-				LR004968
13	FORK - 3RD AND 4TH SPEED \$	1	-				LR004969
14	FORK - 1ST AND 2ND SPEED \$	1	-		[V]CA412385		LR004981
14	FORK - 1ST AND 2ND SPEED \$	1	-	[V]CA412386			LR038704
15	FORK - REVERSE GEAR \$	1	-				LR004968
16	SCREW, M8 X 40MM \$	3	-				LR004943
17	RETAINER - INTERLOCK SPRING \$	1	Y				LR016958
18	PIN \$	1	-				LR005136
19	REPAIR KIT - DETENTS \$	1	-				LR017294
20	DOWEL \$	1	-		[V]8A404358		LR019111
20	DOWEL \$	1	-	[V]8A404359			LR031459

With compliments from ,

Catalogue: Defender 2007-

Section: J01.030 OUTPUT SHAFT 1 (FROM (V)7A000001)

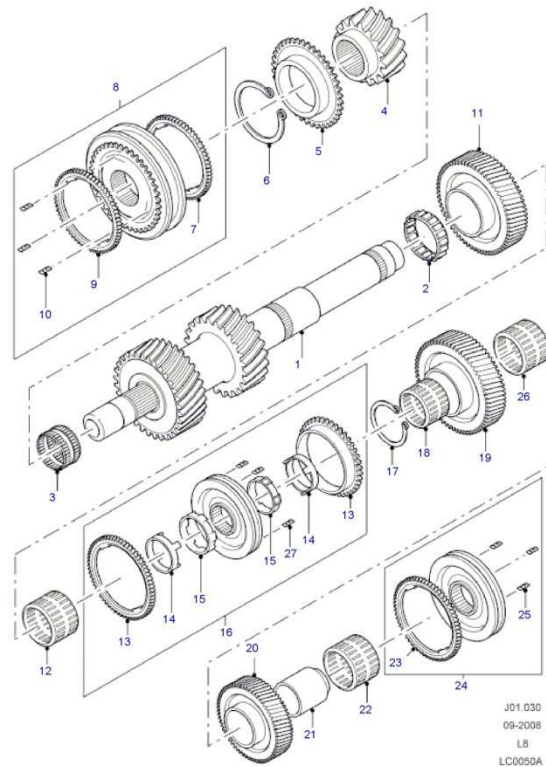


© 2004 - 2012 Infomedia Ltd and its licensors.

Callout	Description	Qty	OSI	From	To	E	Number
1	SHAFT - OUTPUT 1 \$	1	-		(V)BA999999		LR008359
1	SHAFT - OUTPUT 1 \$	1	-	(V)CA000001			LR033341
2	BEARING - ROLLER \$	1	-		(V)7A743839		LR005015
2	BEARING - ROLLER \$	1	-	(V)7A743840			LR007000
3	BEARING - NEEDLE \$	1	-				LR005021
4	GEAR - 6TH SPEED \$	1	Y		(V)7A743839		LR006091
4	GEAR - 6TH SPEED \$	1	Y	(V)7A743840	(V)BA999554		LR007439
4	GEAR - 6TH SPEED \$	1	-	(V)BA999555			LR030057
5	RING - SYNCHRONIZER \$	1	-		(V)7A743839		LR005151
5	RING - SYNCHRONIZER \$	1	-	(V)7A743840			LR007004
6	RING - RETAINING \$	1	-				LR005138
7	RING - SYNCHRONIZER \$	1	Y		(V)7A743839		LR005028
7	RING - SYNCHRONIZER \$	1	-	(V)7A743840			LR007015
8	SYNCHRONIZER - 5TH AND 6TH SPD \$	1	-		(V)7A743839		LR005142
8	SYNCHRONIZER - 5TH AND 6TH SPD \$	1	Y	(V)7A743840	(V)9A777776		LR006998
8	SYNCHRONIZER - 5TH AND 6TH SPD \$	1	-	(V)9A777777			LR013330
9	RING - SYNCHRONIZER \$	1	Y		(V)7A743839		LR005028
9	RING - SYNCHRONIZER \$	1	-	(V)7A743840			LR007015
10	INSERT - SYNCHRONIZER \$	3	-				LR005145
11	GEAR - 2ND SPEED \$	1	-		(V)7A743839		LR004977
11	GEAR - 2ND SPEED \$	1	Y	(V)7A743840	(V)9A999999		LR007006
11	GEAR - 2ND SPEED \$	1	Y	(V)AA000001	(V)BA777776		LR023264
11	GEAR - 2ND SPEED \$	1	-	(V)BA777777			LR033044
12	BEARING - NEEDLE \$	1	-				LR004972
13	RING - SYNCHRONIZER \$	2	-		(V)7A743839		LR004988
13	RING - SYNCHRONIZER \$	2	-	(V)7A743840			LR007012
14	INNER - RING - SYNCHRONIZER \$	2	-		(V)7A743839		LR005027
14	INNER - RING - SYNCHRONIZER \$	2	-	(V)7A743840			LR007013

➤ See following page

With compliments from ,  
Catalogue: Defender 2007-  
Section: J01.030 OUTPUT SHAFT 1 (FROM (V)7A000001)



J01.030  
09-2008  
L8  
LC0050A

© 2004 - 2012 Infomedia Ltd and its licensors.

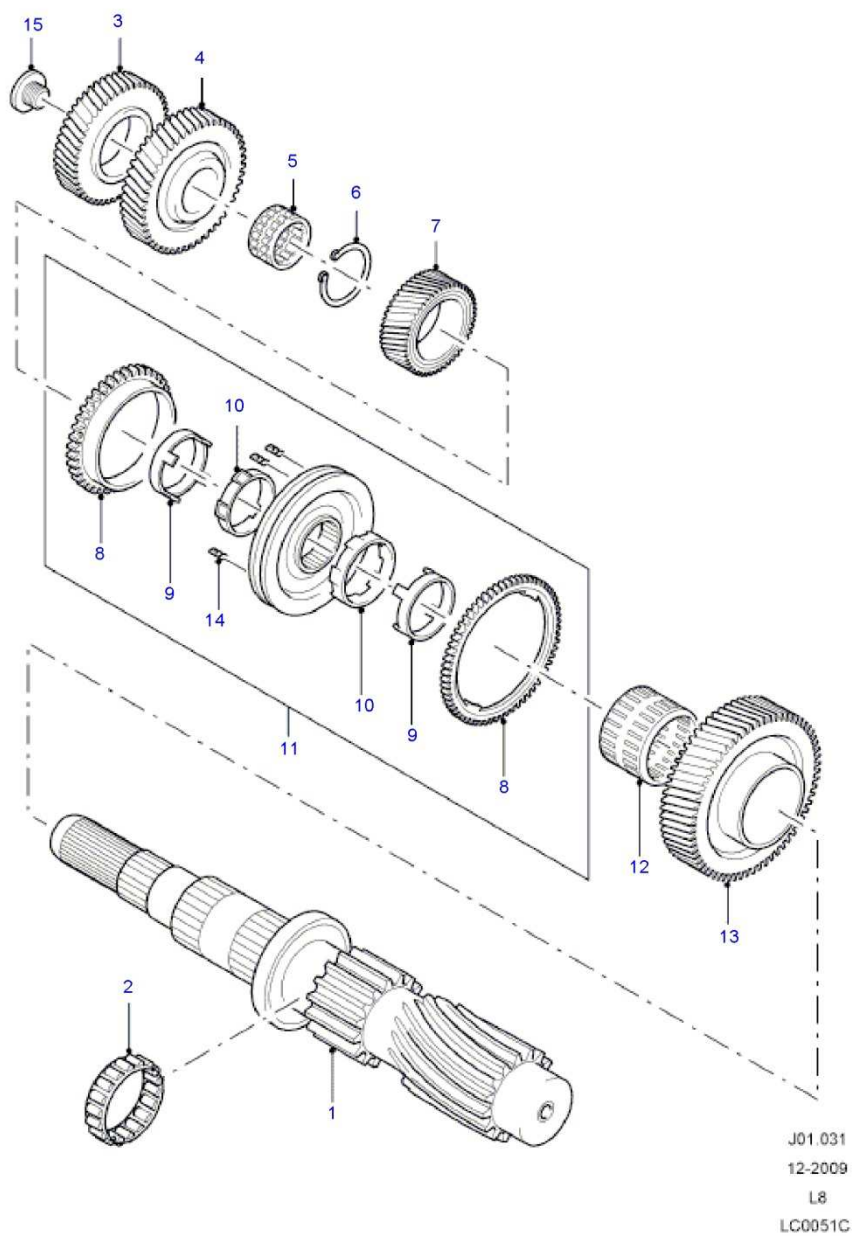
➤ Continued

15	CONE - RING - SYNCHRONIZER \$	2	-		(V)7A743839		LR005018
15	CONE - RING - SYNCHRONIZER \$	2	Y	(V)7A743840	(V)8A999999		LR007002
15	CONE - RING - SYNCHRONIZER \$	2	Y	(V)9A000001			LR012739
16	SYNCHRONIZER - 1ST AND 2ND SPD \$	1	-		(V)7A743839		LR005140
16	SYNCHRONIZER - 1ST AND 2ND SPD \$	1	Y	(V)7A743840	(V)8A999999		LR006996
16	SYNCHRONIZER - 1ST AND 2ND SPD \$	1	Y	(V)9A000001			LR012737
17	CIRCLIP \$	1	-		(V)CA444443		LR004949
17	CIRCLIP \$	1	-	(V)CA444444			LR023165
18	BEARING - NEEDLE \$	1	-				LR004972
19	GEAR - 1ST SPEED \$	1	-		(V)7A743839		LR004976
19	GEAR - 1ST SPEED \$	1	Y	(V)7A743840	(V)9A999999		LR007005
19	GEAR - 1ST SPEED \$	1	-	(V)AA000001	(V)BA777776		LR023263
19	GEAR - 1ST SPEED \$	1	-	(V)BA777777			LR033043
20	GEAR - REVERSE \$	1	Y		(V)AA999999		LR004971
20	GEAR - REVERSE \$	1	Y	(V)BA000001	(V)CA555554		LR023261
20	GEAR - REVERSE \$	1	-	(V)CA555555			LR042747
21	BUSH - NEEDLE BEARING \$	1	-				LR004980
22	BEARING - NEEDLE \$	1	-				LR004972
23	RING - SYNCHRONIZER \$	1	Y		(V)7A743839		LR005028
23	RING - SYNCHRONIZER \$	1	-	(V)7A743840			LR007015
24	SYNCHRONIZER \$	1	-		(V)7A743839		LR005143
24	SYNCHRONIZER, REVERSE \$	1	-	(V)7A743840			LR006999
25	INSERT - SYNCHRONIZER \$	3	-				LR004958
26	BEARING - NEEDLE \$	1	-				LR005152
27	INSERT - SYNCHRONIZER \$	3	-				LR004958

With compliments from ,

Catalogue: Defender 2007-

Section: J01.031 OUTPUT SHAFT 2 (FROM (V)7A000001)



© 2004 - 2012 Infomedia Ltd and its licensors.



Callout	Description	Qty	OSI	From	To	E	Number
1	COUNTERSHAFT - TRANSMISSION CLUSTER \$	1	-				LR005157
2	BEARING - ROLLER \$	1	-		(V)7A743839		LR004964
2	BEARING - ROLLER \$	1	-	(V)7A743840			LR007001
3	GEAR - 5TH SPEED, 41 TEETH \$	1	-		(V)7A743839		LR004994
3	GEAR - 5TH SPEED, 41 TEETH \$	1	-	(V)7A743840			LR007136
4	GEAR - 6TH SPEED, 47 TEETH \$	1	Y		(V)7A743839		LR006086
4	GEAR - 6TH SPEED, 47 TEETH \$	1	-	(V)7A743840	(V)BA999554		LR007438
4	GEAR - 6TH SPEED, 47 TEETH \$	1	-	(V)BA999555			LR030056
5	BEARING - NEEDLE \$	1	-				LR004973
6	CIRCLIP \$	1	-		(V)7A743839		LR004950
6	CIRCLIP \$	1	-	(V)7A743840			LR007229
7	GEAR - COUNTERSHAFT 3RD SPEED, 30 TEETH \$	1	-		(V)7A743839		LR004978
7	GEAR - COUNTERSHAFT 3RD SPEED, 30 TEETH \$	1	Y	(V)7A743840			LR007007
8	RING - SYNCHRONIZER \$	2	-		(V)7A743839		LR004988
8	RING - SYNCHRONIZER \$	2	-	(V)7A743840			LR007012
9	INNER - RING - SYNCHRONIZER \$	2	-		(V)7A743839		LR005156
9	INNER - RING - SYNCHRONIZER \$	2	Y	(V)7A743840	(V)BA999999		LR007014
9	INNER - RING - SYNCHRONIZER \$	2	-	(V)9A000001			LR012736
10	CONE - RING - SYNCHRONIZER \$	2	-		(V)7A743839		LR005018
10	CONE - RING - SYNCHRONIZER \$	2	Y	(V)7A743839			LR007002
11	SYNCHRONIZER - 3RD AND 4TH SPD \$	1	-		(V)7A743839		LR005141
11	SYNCHRONIZER - 3RD AND 4TH SPD \$	1	Y	(V)7A743840	(V)BA999999		LR006997
11	SYNCHRONIZER - 3RD AND 4TH SPD \$	1	-	(V)9A000001	(V)BA999999		LR012738
11	SYNCHRONIZER - 3RD AND 4TH SPD \$	1	-	(V)CA000001			LR037502
12	BEARING - NEEDLE \$	1	-				LR004974
13	GEAR - COUNTERSHAFT 4TH SPEED \$	1	-		(V)7A743839		LR004979
13	GEAR - COUNTERSHAFT 4TH SPEED \$	1	Y	(V)7A743839			LR007008
13	GEAR - COUNTERSHAFT 4TH SPEED \$	1	-		(V)7A743839		LR004979
13	GEAR - COUNTERSHAFT 4TH SPEED \$	1	Y	(V)7A743839			LR007008
14	INSERT - SYNCHRONIZER \$	3	-				LR005145
15	BOLT, M20 X 1.5MM \$	1	-				LR005630

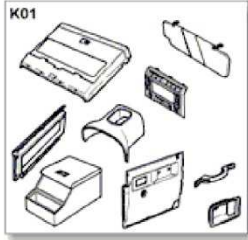






With compliments from ,  
Catalogue: Defender 2007-  
Section: GRAPHIC INDEX

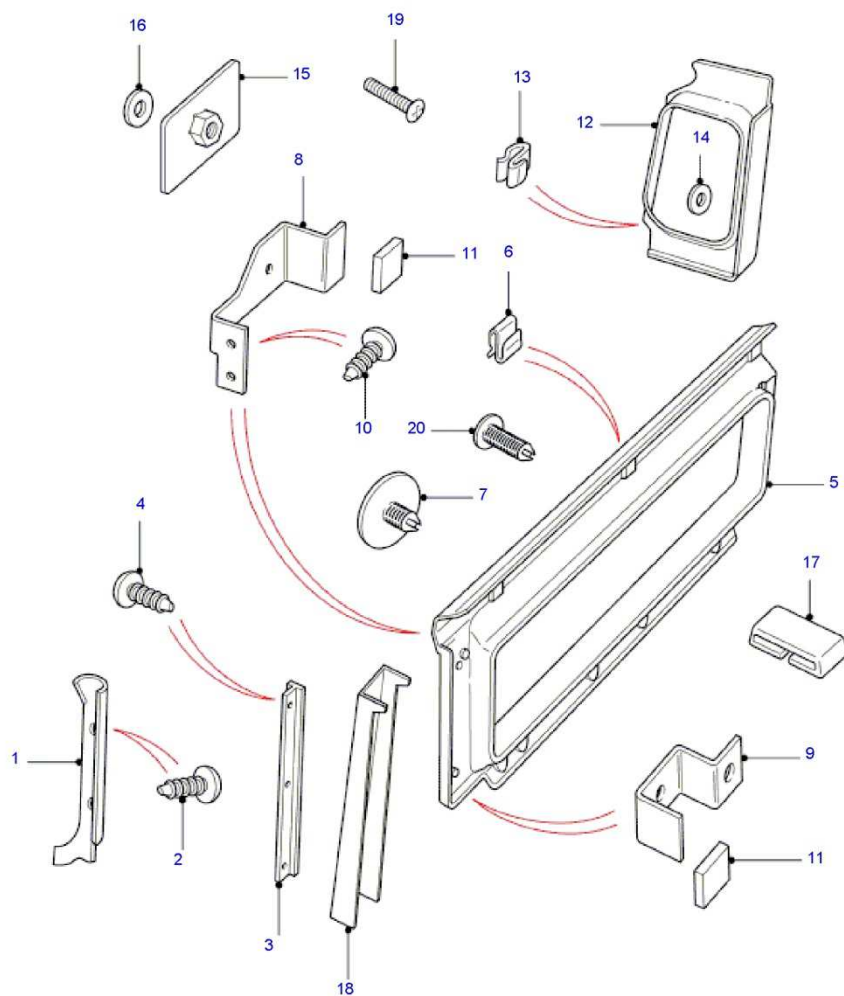
---



With compliments from ,

Catalogue: Defender 2007-

Section: K01.005 BODY TRIM (STATION WAGON - 3 DOOR FROM (V)7A000001 OR STATION WAGON - 5 DOOR FROM (V)7A000001 OR STATION WAGON UTILITY - 5 DOOR FROM (V)7A000001 OR HARD TOP FROM (V)7A000001 OR CHASSIS CREW CAB FROM (V)7A000001 OR CREW CAB PICK UP FROM (V)7A000001)



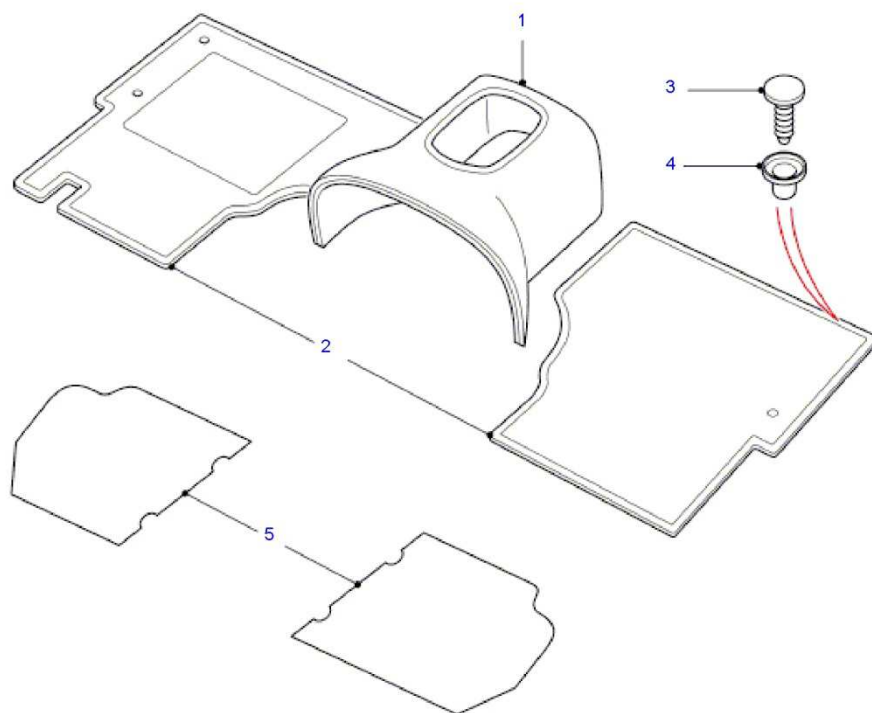
K01.005  
07-2011  
L8  
LP0098D

Callout	Description	Qty	OSI	From	To	E	Number
1	FINISHER-WINDSCREEN A POST, RH \$	1	-				MTC5212
1	FINISHER-WINDSCREEN A POST, LH \$	1	-				MWC2314
2	SCREW, SELF TAPPING, 'NO 6 X 1" \$	4	-				AB606084
3	TRIM PANEL, FRONT, DARK GRANITE, (STATION WAGON - 3 DOOR, '90" WHEELBASE' OR STATION WAGON - 5 DOOR, '110" WHEELBASE') \$	2	-				MXC3319LOY
4	SCREW, BLACK, M5 \$	6	-				SE105165L
5	PANEL-BODYSIDE TRIM, RH, DARK GRANITE, (STATION WAGON - 3 DOOR, '90" WHEELBASE', LESS ANTI-THEFT ALARM OR STATION WAGON - 3 DOOR, '90" WHEELBASE', WITH PERIMETER	1	-				EQT500480LOY
5	PANEL-BODYSIDE TRIM, DARK GRANITE, LH, STATION WAGON - 3 DOOR, '90" WHEELBASE' \$	1	-		(V)8A999999		EQT500490LOY
5	PANEL-BODYSIDE TRIM, DARK GRANITE, LH, STATION WAGON - 3 DOOR, '90" WHEELBASE', WITH SLIDING REAR SIDE WINDOW \$	1	-	(V)9A000001			EQT500490LOY
5	PANEL-BODYSIDE TRIM, RH, DARK GRANITE, STATION WAGON - 3 DOOR, '90" WHEELBASE', PERIMETER / VOLUME THEFT SYSTEM \$	1	-				EQT500470LOY
5	PANEL-BODYSIDE TRIM, RH, DARK GRANITE, (STATION WAGON - 5 DOOR, '110" WHEELBASE', WITH SLIDING REAR SIDE WINDOW, WITH 7 SEAT CONFIGURATION OR STATION WAGON - 5 DOOR,	1	-				EQT500500LOY
5	PANEL-BODYSIDE TRIM, DARK GRANITE, LH, (STATION WAGON - 5 DOOR, '110" WHEELBASE', WITH SLIDING REAR SIDE WINDOW, WITH 7 SEAT CONFIGURATION OR STATION WAGON - 5 DOOR,	1	-				EQT500510LOY
5	PANEL-BODYSIDE TRIM, RH, DARK GRANITE, '110" WHEELBASE', LESS REAR SIDE WINDOW \$	1	-				EQT500560LOY
5	PANEL-BODYSIDE TRIM, DARK GRANITE, LH, '110" WHEELBASE', LESS REAR SIDE WINDOW \$	1	-				EQT500570LOY
5	PANEL-BODYSIDE TRIM, RH, DARK GRANITE, '110" WHEELBASE', WITH SLIDING REAR SIDE WINDOW, WITH 5 SEAT CONFIGURATION \$	1	-				EQT500640LOY
5	PANEL-BODYSIDE TRIM, DARK GRANITE, LH, '110" WHEELBASE', WITH SLIDING REAR SIDE WINDOW, WITH 5 SEAT CONFIGURATION \$	1	-				EQT500650LOY
6	CLIP-EDGE HARNESS \$	6	-				MWC6203
7	FASTENER-FIR TREE, DARK GRANITE \$	2	-				MWC5763LOY
8	BRACKET, RH, UPPER, STATION WAGON - 5 DOOR, '110" WHEELBASE' \$	1	-				MXC3278
8	BRACKET, UPPER, LH, STATION WAGON - 5 DOOR, '110" WHEELBASE' \$	1	-				MXC3279
9	BRACKET, LOWER, STATION WAGON - 3 DOOR, '90" WHEELBASE' \$	2	-				MXC3276
9	BRACKET, LOWER, STATION WAGON - 5 DOOR, '110" WHEELBASE' \$	2	-				MXC3277
10	SCREW - SELF-TAPPING \$	4	-				RYP500500
11	SEAL, CORNER, (STATION WAGON - 3 DOOR, '90" WHEELBASE' OR STATION WAGON - 5 DOOR, '110" WHEELBASE') \$	4	-				MUC6400
12	FINISHER-TRIM RETENTION, RH, DARK GRANITE \$	1	-				EQT500620LOY
12	FINISHER-TRIM RETENTION, DARK GRANITE, LH \$	1	-				EQT500630LOY
13	CLIP-EDGE HARNESS \$	4	-				BTR6682
14	COVER-RIVET-HEAD \$	16	-				STC3165
15	NUT PLATE \$	6	-				AHR710280
16	WASHER, 1/4 DIA, PLAIN \$	2	-				WC600045L
17	PAD - RUBBER \$	2	Y		(V)8A999999		VTO500090
17	PAD - RUBBER \$	2	-	(V)9A000001			LR015514
18	FINISHER-BC POST, DARK GRANITE, '110" WHEELBASE' \$	2	-				MWC8901LOY
19	SCREW-PAN, M6 X 40MM \$		Y				SE106401
20	FASTENER-FIR TREE, DARK GRANITE, (STATION WAGON - 3 DOOR, '90" WHEELBASE' OR STATION WAGON - 5 DOOR, '110" WHEELBASE') \$	6	-				EZM100340LOY

With compliments from ,

Catalogue: Defender 2007-

Section: K01.010 CARPETS - FRONT FLOOR (WITH CARPET FLOOR COVERING LEVEL 1 FROM (V)7A000001)



K01.010  
09-2011  
L8  
LP0099A

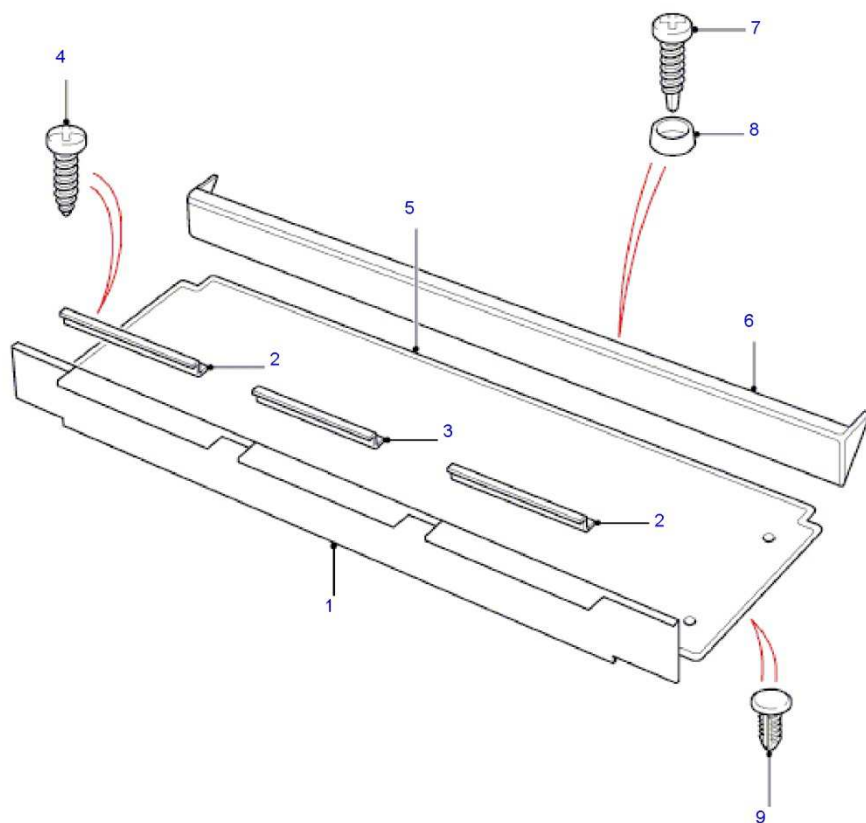


Callout	Description	Qty	OSI	From	To	E	Number
1	CARPET-TUNNEL, EBONY BLACK, CARPET \$	1	-				EAD500550PVJ
2	CARPET-FRONT FLOOR, EBONY BLACK, RH, FOR DRIVERS SIDE, RHD \$	1	-		(V)BA999999		EAD500410PVJ
2	CARPET-FRONT FLOOR, PASSENGER SIDE, EBONY BLACK, LH, RHD \$	1	-		(V)BA999999		EAD500430PVJ
2	CARPET-FRONT FLOOR, EBONY BLACK, LH, FOR DRIVERS SIDE, LHD \$	1	-		(V)BA999999		EAD500440PVJ
2	CARPET-FRONT FLOOR, PASSENGER SIDE, EBONY BLACK, RH, LHD \$	1	-		(V)BA999999		EAD500460PVJ
2	CARPET-FRONT FLOOR, RH, RHD \$	1	-	(V)CA000001			LR031352
2	CARPET-FRONT FLOOR, LH, RHD \$	1	-	(V)CA000001			LR031382
2	CARPET-FRONT FLOOR, RH, LHD \$	1	-	(V)CA000001			LR031353
2	CARPET-FRONT FLOOR, LH, LHD \$	1	-	(V)CA000001			LR031383
3	FASTENER-DRIVE, EBONY BLACK \$	4	-				ADU8026PMA
4	INSERT \$	4	-				AJU1136L
5	PAD, RH, SOUND DEADENING \$	1	-	(V)CA000001			LR031505
5	PAD, LH, SOUND DEADENING \$	1	-	(V)CA000001			LR031506

With compliments from ,

Catalogue: Defender 2007-

Section: K01.015 CARPETS-INTERMEDIATE FLOOR (STATION WAGON - 5 DOOR, '110" WHEELBASE'  
FROM (V)7A000001 OR '130" WHEELBASE' FROM (V)7A000001 OR CREW CAB PICK UP,  
'110" WHEELBASE' FROM (V)7A000001)



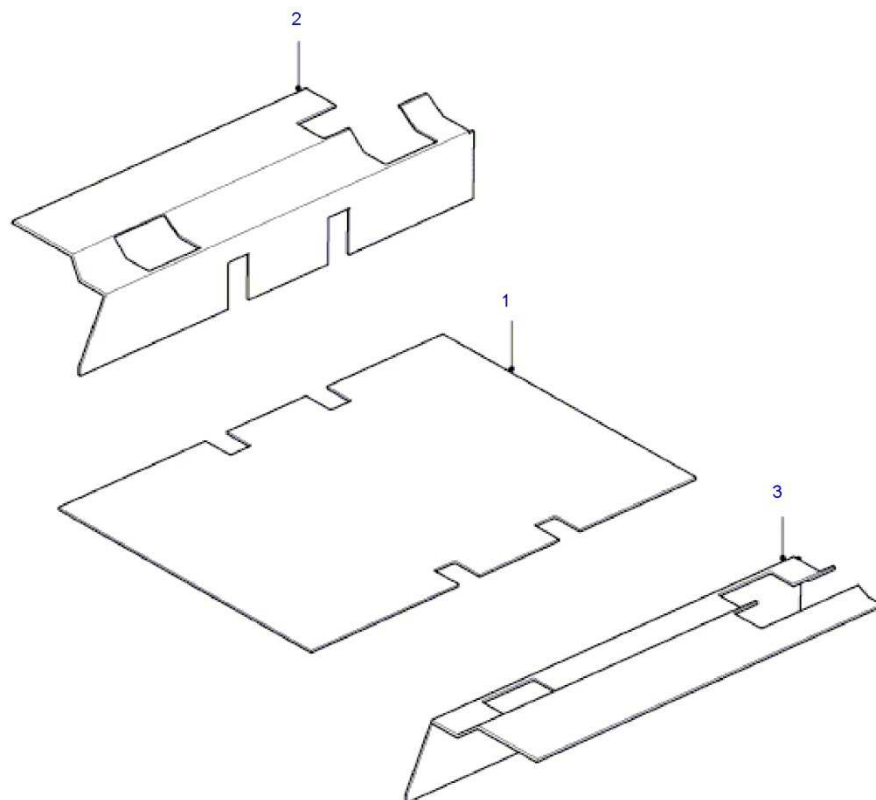
K01.015  
01-2007  
L8  
LP0100

Callout	Description	Qty	OSI	From	To	E	Number
1	CARPET-TOE PANEL, REAR, EBONY BLACK, ('110" WHEELBASE' OR '130" WHEELBASE') \$	1	Y		(V)7A747120		EAD500151PVJ
1	CARPET-TOE PANEL, REAR, EBONY BLACK, ('110" WHEELBASE' OR '130" WHEELBASE') \$	1	Y	(V)7A747121	(V)BA999999		EAD500600PVJ
1	CARPET-TOE PANEL, REAR, EBONY BLACK, (CHASSIS CREW CAB, '130" WHEELBASE', WITH CARPET FLOOR COVERING LEVEL 1 OR CREW CAB PICK UP, '110" WHEELBASE', WITH CARPET FLOOR	1	-	(V)CA000001			LR031452
2	RETAINER, OUTER, '110" WHEELBASE' \$	2	-				396541
3	RETAINER, CENTRE, '110" WHEELBASE' \$	1	-				396542
4	SCREW, '110" WHEELBASE' \$	6	Y		(V)7A735841		AB606041
4	SCREW, '110" WHEELBASE' \$	6	-	(V)7A735842			AB606042
5	CARPET - FLOOR, EBONY BLACK, '110" WHEELBASE' \$	1	-		(V)BA999999		EAD500160PVJ
5	CARPET - FLOOR, EBONY BLACK, '130" WHEELBASE' \$	1	-		(V)BA999999		EAD500250PVJ
5	CARPET - FLOOR, EBONY BLACK, (CREW CAB PICK UP, '110" WHEELBASE', WITH CARPET FLOOR COVERING LEVEL 1 OR STATION WAGON - 5 DOOR, '110" WHEELBASE', WITH CARPET	1	-	(V)CA000001			LR031440
5	CARPET - FLOOR, EBONY BLACK, (CHASSIS CREW CAB, '130" WHEELBASE', WITH CARPET FLOOR COVERING LEVEL 1 OR CREW CAB HCPU, '130" WHEELBASE', WITH CARPET FLOOR	1	-	(V)CA000001			LR031441
6	CARPET-CENTRE FLOOR HEELBOARD, EBONY BLACK, (CREW CAB PICK UP, '110" WHEELBASE' OR STATION WAGON - 5 DOOR, '110" WHEELBASE') \$	1	-		(V)BA999999		EAD500350PVJ
6	CARPET-CENTRE FLOOR HEELBOARD, EBONY BLACK, '130" WHEELBASE' \$	1	-		(V)BA999999		EAD500171PVJ
6	CARPET-CENTRE FLOOR HEELBOARD, EBONY BLACK, (CREW CAB PICK UP, '110" WHEELBASE', WITH CARPET FLOOR COVERING LEVEL 1 OR STATION WAGON - 5 DOOR, '110" WHEELBASE', WITH	1	-	(V)CA000001	(V)CA555554		LR031445
6	CARPET-CENTRE FLOOR HEELBOARD, EBONY BLACK, (CREW CAB PICK UP, '110" WHEELBASE', WITH CARPET FLOOR COVERING LEVEL 1 OR STATION WAGON - 5 DOOR, '110" WHEELBASE', WITH	1	-	(V)CA555555			LR037062
7	SCREW, ('110" WHEELBASE' OR '130" WHEELBASE') \$	12	-				MTC9428
8	WASHER-CUP, ('110" WHEELBASE' OR '130" WHEELBASE') \$	12	-				MTC9429
9	FASTENER, EBONY BLACK, ('110" WHEELBASE' OR '130" WHEELBASE') \$	4	-				ADU8026PMA

With compliments from ,

Catalogue: Defender 2007-

Section: K01.020 CARPETS-REAR FLOOR ('110" WHEELBASE' FROM (V)7A000001 OR '90" WHEELBASE' FROM (V)7A000001)



K01.020  
01-2007  
L8  
LP0097

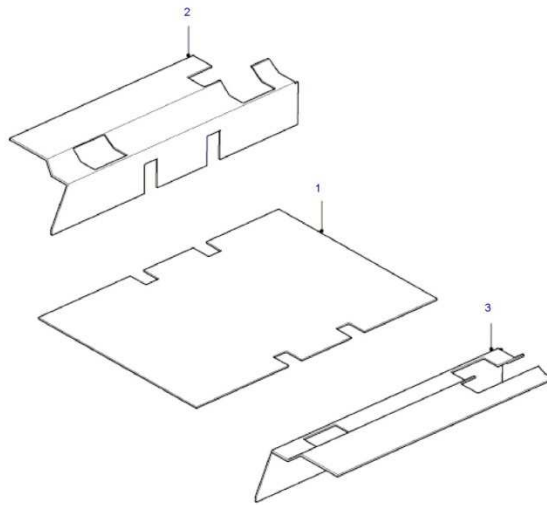
© 2004 - 2012 Infomedia Ltd and its licensors.

Callout	Description	Qty	OSI	From	To	E	Number
1	CARPET-REAR FLOOR, EBONY BLACK, HARD TOP, '90" WHEELBASE' \$	1	-		(V)8A999999		EAE500050PVJ
1	CARPET-REAR FLOOR, EBONY BLACK, STATION WAGON - 3 DOOR, '90" WHEELBASE' \$	1	-		(V)9A763507		EAG500090PVJ
1	CARPET-REAR FLOOR, EBONY BLACK, STATION WAGON - 3 DOOR, '90" WHEELBASE', WITH 4 SEATS - 2+2 CONFIGURATION \$	1	Y	(V)9A763508	(V)8A999999		EAG500150PVJ
1	CARPET-REAR FLOOR, EBONY BLACK, STATION WAGON - 5 DOOR, '110" WHEELBASE', WITH 5 SEAT CONFIGURATION \$	1	-		(V)7A999999		EAG500130PVJ
1	CARPET-REAR FLOOR, EBONY BLACK, STATION WAGON - 5 DOOR, '110" WHEELBASE', WITH 5 SEAT CONFIGURATION \$	1	Y	(V)8A000001	(V)8A999999		EAG500160PVJ
1	CARPET-REAR FLOOR, EBONY BLACK, STATION WAGON - 5 DOOR, '110" WHEELBASE', WITH 7 SEAT CONFIGURATION \$	1	-		(V)9A763507		EAG500080PVJ
1	CARPET-REAR FLOOR, EBONY BLACK, STATION WAGON - 5 DOOR, '110" WHEELBASE', WITH 7 SEAT CONFIGURATION \$	1	Y	(V)9A763508	(V)8A999999		EAG500140PVJ
1	CARPET-REAR FLOOR, EBONY BLACK, STATION WAGON UTILITY - 5 DOOR, '110" WHEELBASE' \$	1	-		(V)7A999999		EAG500130PVJ
1	CARPET-REAR FLOOR, EBONY BLACK, STATION WAGON UTILITY - 5 DOOR, '110" WHEELBASE' \$	1	Y	(V)8A000001	(V)8A999999		EAG500160PVJ
1	CARPET-REAR FLOOR, EBONY BLACK, STATION WAGON - 5 DOOR, WITH CARPET FLOOR COVERING LEVEL 1, WITH 7 SEAT CONFIGURATION \$	1	-	(V)CA000001			LR031442
1	CARPET-REAR FLOOR, EBONY BLACK, STATION WAGON - 3 DOOR, WITH CARPET FLOOR COVERING LEVEL 1, WITH 4 SEATS - 2+2 CONFIGURATION \$	1	-	(V)CA000001			LR031443
1	CARPET-REAR FLOOR, EBONY BLACK, STATION WAGON - 5 DOOR, WITH CARPET FLOOR COVERING LEVEL 1, WITH 5 SEAT CONFIGURATION \$	1	-	(V)CA000001			LR031444
2	CARPET-REAR FLOOR WHEELARCH, EBONY BLACK, RH, HARD TOP, '90" WHEELBASE' \$	1	-		(V)9A763507		EAE500080PVJ
2	CARPET-REAR FLOOR WHEELARCH, EBONY BLACK, RH, HARD TOP, '90" WHEELBASE' \$	1	-	(V)9A763508	(V)8A999999		EAE500340PVJ
2	CARPET-REAR FLOOR WHEELARCH, RH, EBONY BLACK, STATION WAGON - 3 DOOR, '90" WHEELBASE' \$	1	-		(V)9A763507		EAE500200PVJ
2	CARPET-REAR FLOOR WHEELARCH, RH, EBONY BLACK, STATION WAGON - 3 DOOR, '90" WHEELBASE' \$	1	-	(V)9A763508	(V)8A999999		EAE500400PVJ
2	CARPET-REAR FLOOR WHEELARCH, RH, EBONY BLACK, STATION WAGON - 5 DOOR, '110" WHEELBASE', WITH 5 SEAT CONFIGURATION \$	1	-		(V)9A763507		EAE500320PVJ
2	CARPET-REAR FLOOR WHEELARCH, RH, EBONY BLACK, STATION WAGON - 5 DOOR, '110" WHEELBASE', WITH 5 SEAT CONFIGURATION \$	1	Y	(V)9A763508	(V)8A999999		EAE500420PVJ
2	CARPET-REAR FLOOR WHEELARCH, RH, EBONY BLACK, (STATION WAGON - 5 DOOR, '110" WHEELBASE', WITH 7 SEAT CONFIGURATION OR STATION WAGON - 5 DOOR,	1	-		(V)9A773258		EAE500180PVJ
2	CARPET-REAR FLOOR WHEELARCH, RH, EBONY BLACK, STATION WAGON - 5 DOOR, '110" WHEELBASE', WITH 7 SEAT CONFIGURATION \$	1	Y	(V)9A773259	(V)8A999999		EAE500360PVJ
2	CARPET-REAR FLOOR WHEELARCH, RH, EBONY BLACK, STATION WAGON UTILITY - 5 DOOR, '110" WHEELBASE' \$	1	-		(V)9A763507		EAE500320PVJ
2	CARPET-REAR FLOOR WHEELARCH, RH, EBONY BLACK, STATION WAGON UTILITY - 5 DOOR, '110" WHEELBASE' \$	1	Y	(V)9A763508	(V)8A999999		EAE500420PVJ
2	CARPET-REAR FLOOR WHEELARCH, EBONY BLACK, RH, STATION WAGON - 5 DOOR, WITH CARPET FLOOR COVERING LEVEL 1, WITH 7 SEAT CONFIGURATION \$	1	-	(V)CA000001			LR031446
2	CARPET-REAR FLOOR WHEELARCH, EBONY BLACK, RH, STATION WAGON - 5 DOOR, WITH CARPET FLOOR COVERING LEVEL 1, WITH 5 SEAT CONFIGURATION \$	1	-	(V)CA000001			LR031447

➤ See following page

With compliments from ,  
Catalogue: Defender 2007 -  
Section: K01.020 CARPETS-REAR FLOOR ('110" WHEELBASE' FROM (V)7A000001 OR '90" WHEELBASE'  
FROM (V)7A000001)

---



K01.020  
01-2007  
L8  
LP0097

© 2004 - 2012 Infomedia Ltd and its licensors.

➤ Continued

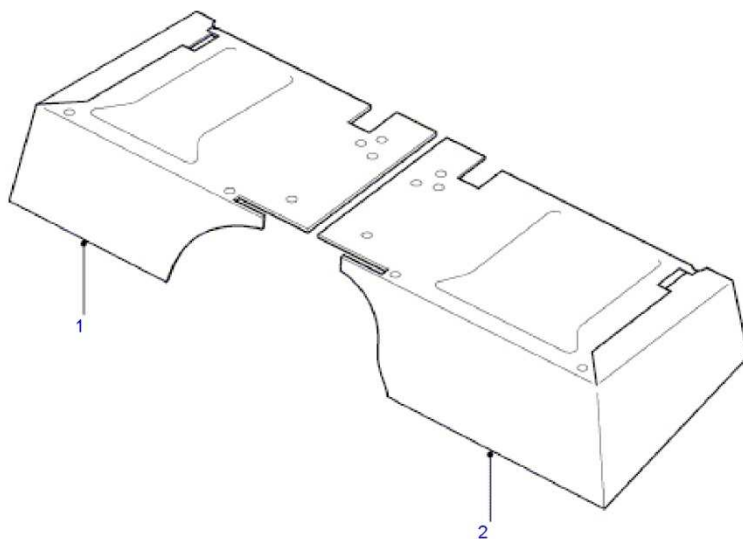
2	CARPET-REAR FLOOR WHEELARCH, EBONY BLACK, RH, STATION WAGON - 3 DOOR, LESS BULKHEAD, WITH CARPET FLOOR COVERING LEVEL 1 \$	1	-	(V)CA000001				LR031450
3	CARPET-REAR FLOOR WHEELARCH, EBONY BLACK, LH, HARD TOP, '90" WHEELBASE' \$	1	-		(V)9A763507			EAE500090PVJ
3	CARPET-REAR FLOOR WHEELARCH, EBONY BLACK, LH, HARD TOP, '90" WHEELBASE' \$	1	Y	(V)9A763508	(V)BA999999			<del>EAE500350PVJ</del>
3	CARPET-REAR FLOOR WHEELARCH, EBONY BLACK, LH, STATION WAGON - 3 DOOR, '90" WHEELBASE' \$	1	-		(V)9A763507			EAE500210PVJ
3	CARPET-REAR FLOOR WHEELARCH, EBONY BLACK, LH, STATION WAGON - 3 DOOR, '90" WHEELBASE' \$	1	-	(V)9A763508	(V)BA999999			EAE500410PVJ
3	CARPET-REAR FLOOR WHEELARCH, EBONY BLACK, LH, STATION WAGON - 5 DOOR, '110" WHEELBASE', WITH 5 SEAT CONFIGURATION \$	1	-		(V)9A763507			EAE500330PVJ
3	CARPET-REAR FLOOR WHEELARCH, EBONY BLACK, LH, STATION WAGON - 5 DOOR, '110" WHEELBASE', WITH 5 SEAT CONFIGURATION \$	1	Y	(V)9A763508	(V)BA999999			<del>EAE500430PVJ</del>
3	CARPET-REAR FLOOR WHEELARCH, EBONY BLACK, LH, (STATION WAGON - 5 DOOR, '110" WHEELBASE', WITH 7 SEAT CONFIGURATION OR STATION WAGON - 5 DOOR,	1	-		(V)9A773258			EAE500190PVJ
3	CARPET-REAR FLOOR WHEELARCH, EBONY BLACK, LH, STATION WAGON - 5 DOOR, '110" WHEELBASE', WITH 7 SEAT CONFIGURATION \$	1	-	(V)9A773259	(V)BA999999			EAE500370PVJ
3	CARPET-REAR FLOOR WHEELARCH, EBONY BLACK, LH, STATION WAGON UTILITY - 5 DOOR, '110" WHEELBASE' \$	1	-		(V)9A763507			EAE500330PVJ
3	CARPET-REAR FLOOR WHEELARCH, EBONY BLACK, LH, STATION WAGON UTILITY - 5 DOOR, '110" WHEELBASE' \$	1	Y	(V)9A763508	(V)BA999999			<del>EAE500430PVJ</del>
3	CARPET-REAR FLOOR WHEELARCH, EBONY BLACK, LH, STATION WAGON - 5 DOOR, WITH CARPET FLOOR COVERING LEVEL 1, WITH 7 SEAT CONFIGURATION \$	1	-	(V)CA000001				LR031448
3	CARPET-REAR FLOOR WHEELARCH, EBONY BLACK, LH, STATION WAGON - 5 DOOR, WITH CARPET FLOOR COVERING LEVEL 1, WITH 5 SEAT CONFIGURATION \$	1	-	(V)CA000001				LR031449
3	CARPET-REAR FLOOR WHEELARCH, EBONY BLACK, LH, STATION WAGON - 3 DOOR, LESS BULKHEAD, WITH CARPET FLOOR COVERING LEVEL 1 \$	1	-	(V)CA000001				LR031451

With compliments from ,

Catalogue: Defender 2007-

Section: K01.025 CARPETS-SEATBASE (WITH CARPET FLOOR COVERING LEVEL 1 FROM (V)7A000001)

---



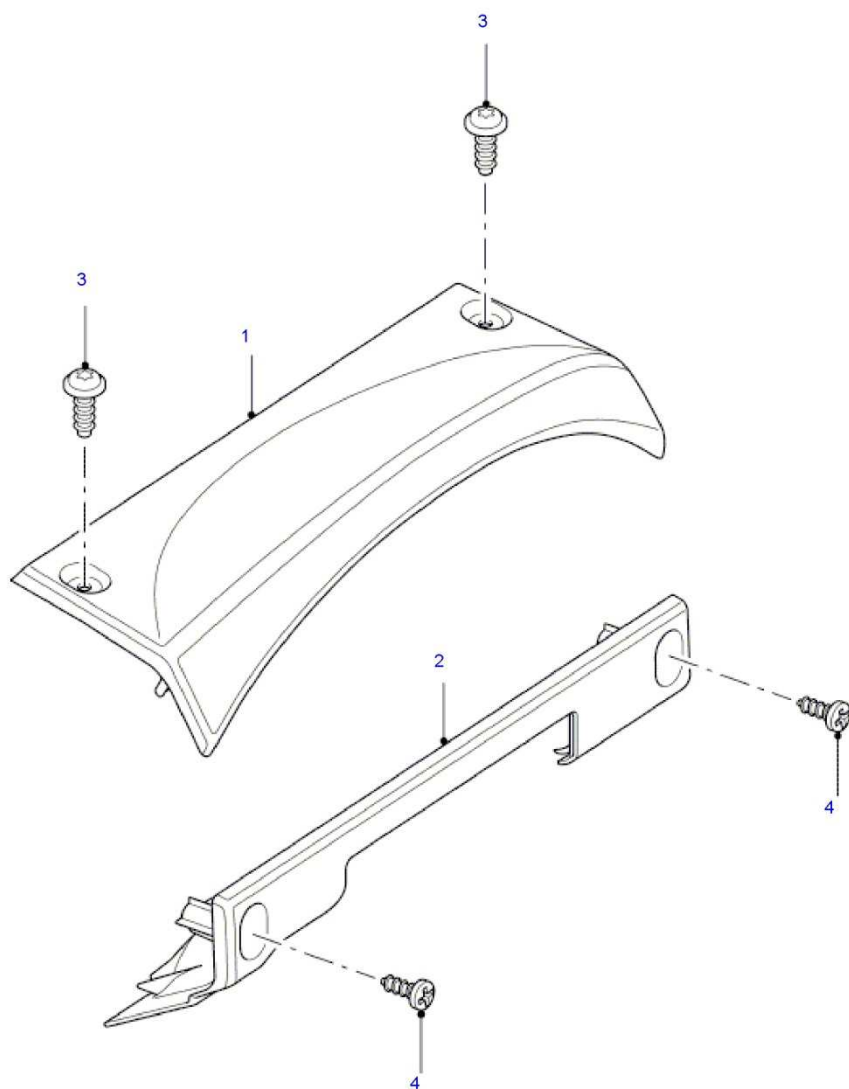
K01.025  
03-2008  
L8  
LP0103B



Callout	Description	Qty	OSI	From	To	E	Number
1	CARPET-CENTRE FLOOR HEELBOARD, EBONY BLACK, RH \$	1	-				EAD500580PVJ
2	CARPET-CENTRE FLOOR HEELBOARD, EBONY BLACK, LH \$	1	-				EAD500590PVJ

With compliments from ,  
Catalogue: Defender 2007-  
Section: K01.030 COWL INSTRUMENT BINNACLE (FROM (V)7A000001)

---



K01.030  
07-2011  
L8  
LP0112A

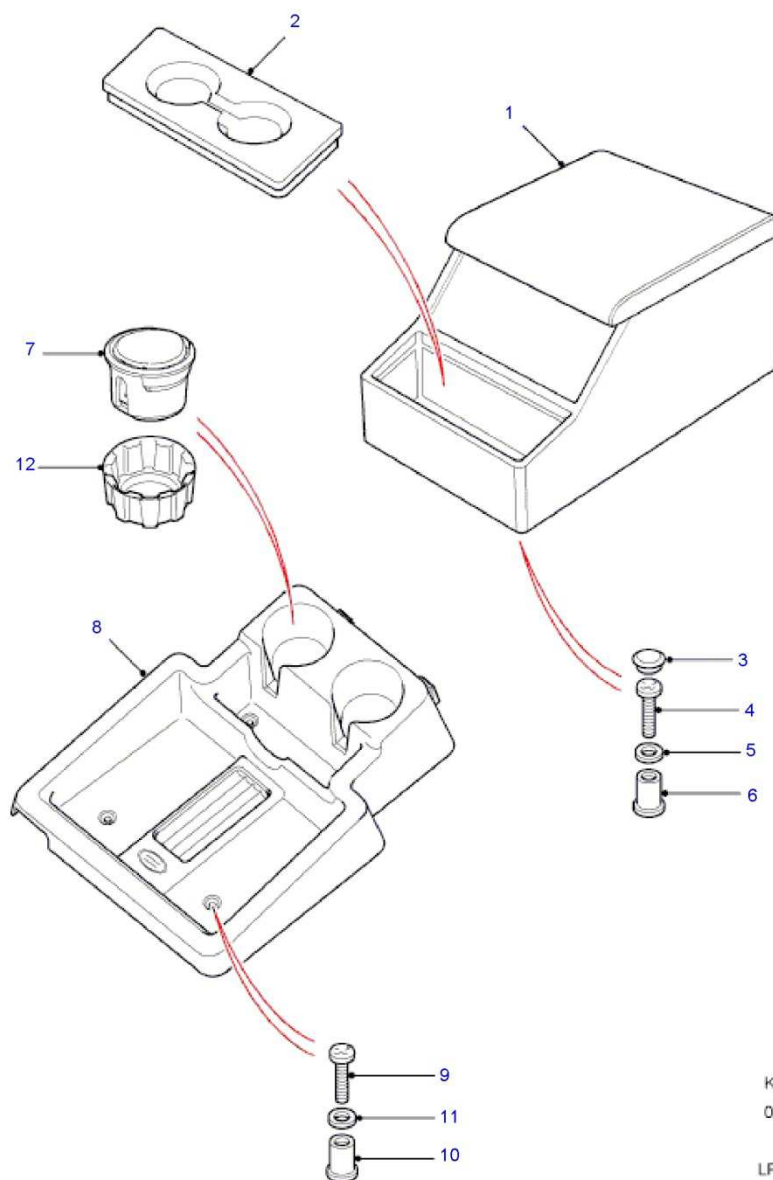
© 2004 - 2012 Infomedia Ltd and its licensors.

Callout	Description	Qty	OSI	From	To	E	Number
1	COVER - INSTRUMENT PANEL \$	1	-				FAP500160PUY
2	FINISHER - INSTRUMENT \$	1	-				FAG500420PUY
3	SCREW, 4.8 X 25MM, TORX \$	2	-				FYP000341
4	SCREW - SELF-TAPPING \$	2	-				FYP500500

With compliments from ,

Catalogue: Defender 2007-

Section: K01.035 CUBBY BOX-SLOPING FRONT (FROM (V)7A000001)



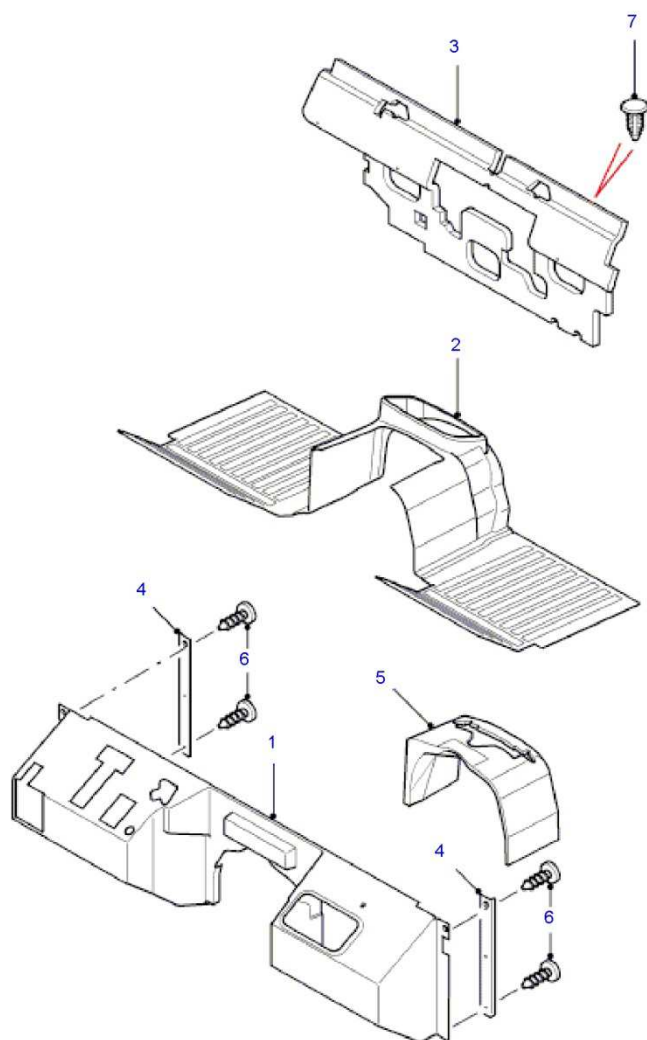
K01.035  
05-2008  
L8  
LP0102C

Callout	Description	Qty	OSI	From	To	E	Number
1	CUBBY BOX, BLACK, HI LINE CUBBY BOX - VINYL \$	1	Y		(V)AA797776		FJG500150PUY
1	CUBBY BOX, BLACK, HI LINE CUBBY BOX - VINYL \$	1	-	(V)AA797777	(V)CA999999		LR023430
1	CUBBY BOX, BLACK, (HI LINE CUBBY BOX - VINYL, LESS SPEAKER OR HI LINE CUBBY BOX - VINYL, WITH 2 SPEAKERS OR HI LINE CUBBY BOX - VINYL, WITH 2 FRONT AND 2 REAR	1	-	(V)DA000001			LR023430
1	CUBBY BOX, BLACK, HI LINE CUBBY BOX - VINYL, 4 SPEAKERS + SUBWOOFER \$	1	-	(V)DA000001			LR041447
2	HOLDER - CUP, BLACK, HI LINE CUBBY BOX - VINYL \$	1	-				FWJ500020PMA
3	PLUG - BLANKING, 9.5MM, PLASTIC, HI LINE CUBBY BOX - VINYL \$	2	-				338013
3	PLUG - BLANKING, PLASTIC, 19MM, HI LINE CUBBY BOX - VINYL \$	2	-				338020
4	BOLT, M6 X 55, HI LINE CUBBY BOX - VINYL \$	4	-				FYP500580
5	WASHER, 6MM, HI LINE CUBBY BOX - VINYL \$	4	-				WA106042
6	NUTSERT-BLIND, M6, HI LINE CUBBY BOX - VINYL \$	4	-				AWR6715
7	ASH TRAY \$	1	-				LR005248
8	CONSOLE, BLACK, LOW LINE CUBBY BOX \$	1	-				FHS500290PUY
9	BOLT, M6 X 25MM, TORX, LOW LINE CUBBY BOX \$	4	-				FYG500010
10	NUTSERT-BLIND, M6, LOW LINE CUBBY BOX \$	4	-				AWR6715
11	WASHER, 6MM, LOW LINE CUBBY BOX \$	4	-				WA106042
12	INSERT \$	1	-				FKM500040PUY

With compliments from ,

Catalogue: Defender 2007-

Section: K01.040 DASH PANEL (FROM (V)7A000001)



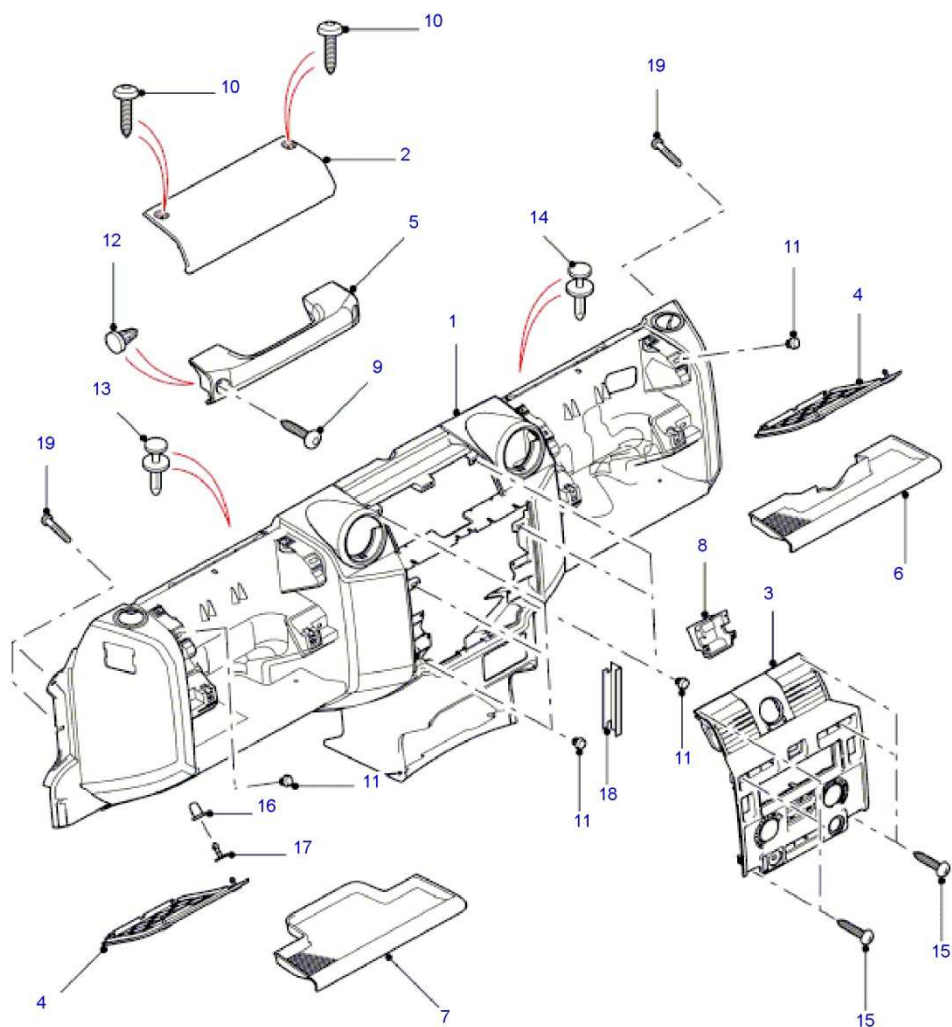
K01.040  
01-2007  
L8  
LP0113

Callout	Description	Qty	OSI	From	To	E	Number
1	PAD, DASH INSULATOR, LOWER, RHD \$	1	Y		(V)8A999999		ETD500640
1	PAD, DASH INSULATOR, LOWER, RHD \$	1	-	(V)9A000001	(V)8A999999		LR013012
1	PAD, DASH INSULATOR, LOWER, LHD \$	1	Y		(V)8A999999		ETD500650
1	PAD, DASH INSULATOR, LOWER, LHD \$	1	-	(V)9A000001	(V)8A999999		LR013013
1	PAD, DASH INSULATOR, LOWER, RHD \$	1	Y	(V)CA000001	(V)CA444443		LR031355
1	PAD, DASH INSULATOR, LOWER, RHD \$	1	-	(V)CA444444	(V)CA555554		LR036313
1	PAD, DASH INSULATOR, LOWER, RHD \$	1	-	(V)CA555555			LR040903
1	PAD, DASH INSULATOR, LOWER, LHD \$	1	Y	(V)CA000001	(V)CA444443		LR031356
1	PAD, DASH INSULATOR, LOWER, LHD \$	1	-	(V)CA444444	(V)CA555554		LR036314
1	PAD, DASH INSULATOR, LOWER, LHD \$	1	-	(V)CA555555			LR040904
2	PAD, FOOTWELL, (WITH COMPLETE FLOOR RUBBER MAT OR RUBBER FLOOR COVERING) \$	1	Y		(V)7A743268		ETL500120
2	PAD, FOOTWELL, (WITH COMPLETE FLOOR RUBBER MAT OR RUBBER FLOOR COVERING) \$	1	-	(V)7A743268	(V)8A999999		ETL500130
2	PAD, FOOTWELL, (WITH COMPLETE FLOOR RUBBER MAT OR RUBBER FLOOR COVERING) \$	1	-	(V)CA000001			LR031354
3	PAD, DASH INSULATOR, UPPER, RHD \$	1	Y		(V)7A750127		ETD500820
3	PAD, DASH INSULATOR, UPPER, RHD \$	1	-	(V)7A750128	(V)8A999999		ETD500840
3	PAD, DASH INSULATOR, UPPER, LHD \$	1	Y		(V)7A750127		ETD500830
3	PAD, DASH INSULATOR, UPPER, LHD \$	1	-	(V)7A750128	(V)8A999999		ETD500850
3	PAD, DASH INSULATOR, UPPER, RHD \$	1	Y	(V)CA000001	(V)CA555554		LR031357
3	PAD, DASH INSULATOR, UPPER, RHD \$	1	-	(V)CA555555			LR040905
3	PAD, DASH INSULATOR, UPPER, LHD \$	1	Y	(V)CA000001	(V)CA555554		LR031358
3	PAD, DASH INSULATOR, UPPER, LHD \$	1	-	(V)CA555555			LR040906
4	RETAINER, WITH DOOR ENTRY REMOTE CONTROL UNIT \$	2	-		(V)8A755325		ETZ000020
4	RETAINER, RHD \$	1	-		(V)8A755325		BTR2371
4	RETAINER, LHD \$	1	-		(V)8A755325		BTR2372
4	RETAINER \$	2	-	(V)8A755326			ETZ000020
5	PAD, TUNNEL INSULATOR \$	1	-		(V)8A999999		ETX500080
5	PAD, TUNNEL INSULATOR \$	1	-	(V)CA000001			LR031364
6	SCREW, FLANGED HEAD \$	4	-				YYP100860
7	FASTENER, FIR TREE \$	3	-				RZW500070

With compliments from ,

Catalogue: Defender 2007-

Section: K01.045 FACIA (FROM (V)7A000001)



K01.045  
06-2011  
L8  
LP0111D

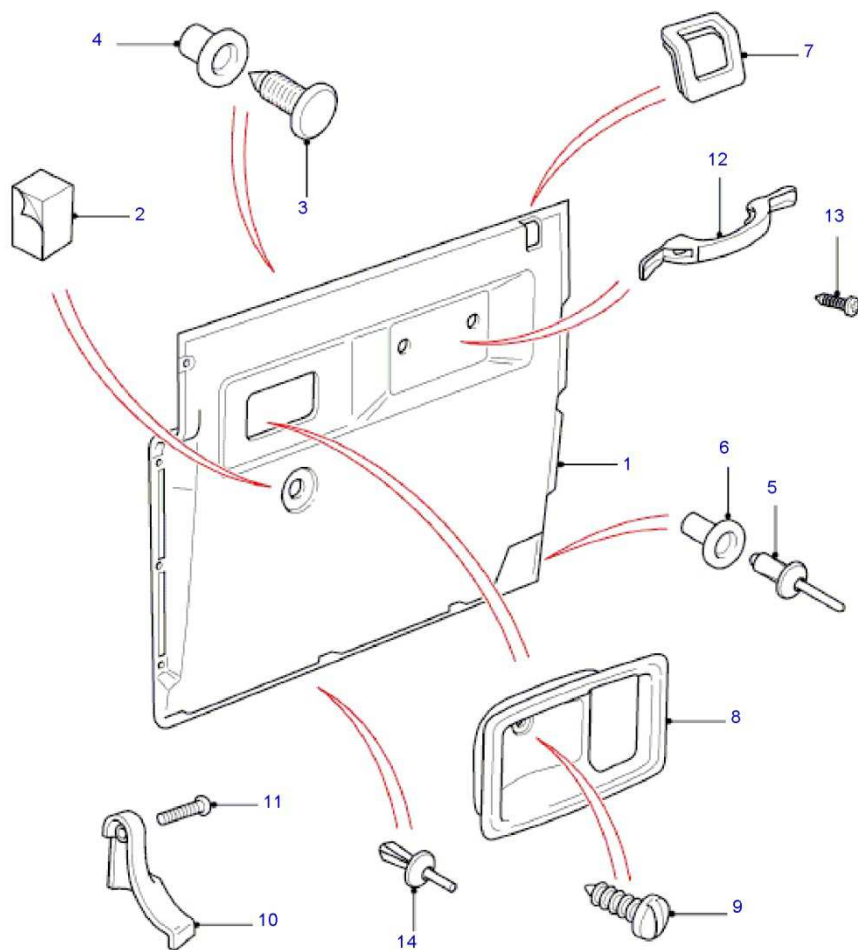


Callout	Description	Qty	OSI	From	To	E	Number
1	MOULDING - INSTRUMENT PANEL, RHD \$	1	Y				FBD500720PUY
1	MOULDING - INSTRUMENT PANEL, LHD \$	1	-				FBD500730PUY
2	PAD \$	1	-				FAY500080PUY
3	COVER - INSTRUMENT PANEL, GRAPHITE \$	1	-		(V)CA999999		FAP500150PUY
3	COVER - INSTRUMENT PANEL, GRAPHITE \$	1	-	(V)DA000001			LR040710
4	COVER - FUSE BOX \$	2	-				YQH500300
5	HANDLE \$	1	-				FDS500040PUY
6	MAT, DRIVERS SIDE, STOWAGE \$	1	-				FAH500160PUY
7	MAT, PASSENGER SIDE, STOWAGE \$	1	-				FAH500170PUY
8	BRACKET, CLOCK \$	1	-				FGA500110
9	BOLT - HEX.HEAD, M6 X 45, TORX \$	4	-		(V)8A760519		FYG500020
9	BOLT - HEX.HEAD, M6 X 45, TORX \$	4	-	(V)8A760520			FYG500050
10	SCREW, 4.8 X 25MM, TORX \$	2	-				FYP000341
11	NUT \$	10	-				AFU2692
12	NUT, M6 \$	4	-				FAS500040
13	RIVET - SPECIAL \$	2	-				DYQ100230
14	RIVET - SPECIAL \$	2	-				DYQ100230
15	SCREW, 4.8 X 25MM, TORX \$	6	-				FYP000341
16	CLIP - TRIM, FEMALE \$	4	-				LR013542
17	CLIP - TRIM, MALE \$	4	-				LR013581
18	SLEEVE \$	2	-				FYC500150
19	SCREW AND WASHER, M4.5 X 13, TORX \$	4	-				FYP500570

With compliments from ,

Catalogue: Defender 2007-

Section: K01.050 FRONT DOOR CASING (FROM (V)7A000001)



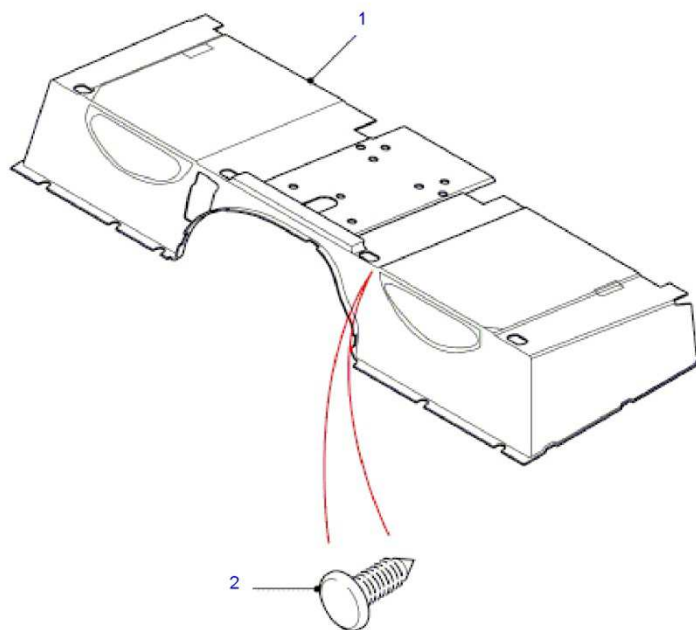
K01.050  
01-2007  
L8  
LP0104

Callout	Description	Qty	OSI	From	To	E	Number
1	CASING-FRONT DOOR, BLACK, RH, WITH MANUAL FRONT WINDOWS, LESS DOOR ENTRY REMOTE CONTROL UNIT \$	1	-				EJB502820PUY
1	CASING-FRONT DOOR, BLACK, LH, WITH MANUAL FRONT WINDOWS, LESS DOOR ENTRY REMOTE CONTROL UNIT \$	1	-				EJB502830PUY
1	CASING-FRONT DOOR, BLACK, RH, WITH MANUAL FRONT WINDOWS, WITH DOOR ENTRY REMOTE CONTROL UNIT \$	1	-				EJB502800PUY
1	CASING-FRONT DOOR, BLACK, LH, WITH MANUAL FRONT WINDOWS, WITH DOOR ENTRY REMOTE CONTROL UNIT \$	1	-				EJB502810PUY
1	CASING-FRONT DOOR, BLACK, RH, WITH POWER FRONT WINDOWS \$	1	-				EJB502780PUY
1	CASING-FRONT DOOR, BLACK, LH, WITH POWER FRONT WINDOWS \$	1	-				EJB502790PUY
2	SPACER, FOAM \$	4	-				MWC3137
3	FASTENER-FIR TREE \$	24	-				EZM500050
4	CLIP-SNAP-SACK \$	24	-				MWC3136
5	NUT-LOKUT, BLACK \$	4	-				MWC9918PMA
6	CLIP-SNAP-SACK \$	4	-				MWC9917
7	ESCUTCHEON-DOOR-LOCK, BLACK \$	2	-				MXC4738PMA
8	BEZEL-DOOR HANDLE, BLACK, RH \$	1	-				DBP6532PMA
8	BEZEL-DOOR HANDLE, BLACK, LH \$	1	-				DBP6533PMA
9	SCREW-SELF TAPPING, SIZE 8 - SELF TAPPING \$	2	-				DA608044L
10	STRAP ASSEMBLY-RETAINING, RH \$	1	-				MUC3036
10	STRAP ASSEMBLY-RETAINING, LH \$	1	-				MUC3037
11	SCREW, SELF TAPPING, NO 8 X 3/4 \$	2	-				AB608064L
12	HANDLE-DOOR GRAB \$	2	-				Y00451PMA
13	SCREW, SELF TAPPING, PAN HEAD, POINTED, 'NO 10 X 1"' \$	4	-				AB610082
14	FASTENER - DOOR TRIM, BLACK, RIVET TYPE \$	4	-				MWC9918PMA

With compliments from ,

Catalogue: Defender 2007-

Section: K01.055 INSULATION - SEATBASE (WITH COMPLETE FLOOR RUBBER MAT FROM (V)7A000001  
OR RUBBER FLOOR COVERING FROM (V)7A000001)

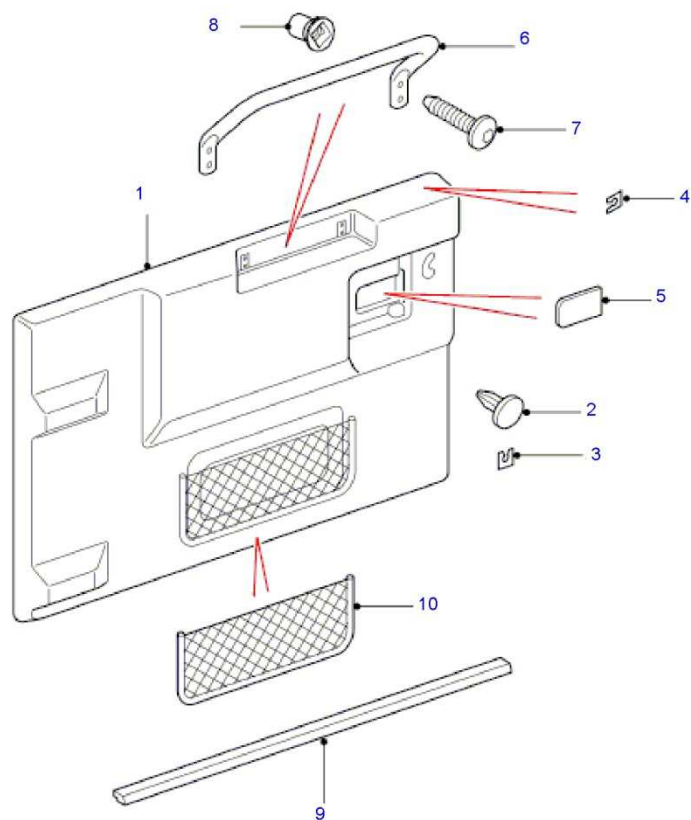


K01.055  
11-2010  
L8  
LP0063A

Callout	Description	Qty	OSI	From	To	E	Number
1	PAD-FRONT SEAT PAN INSULATION, SEATBASE, RHD \$	1	Y		(V)9A766123		ETP500100
1	PAD-FRONT SEAT PAN INSULATION, SEATBASE, RHD \$	1	-	(V)9A766124	(V)CA444443		LR011314
1	PAD-FRONT SEAT PAN INSULATION, SEATBASE, RHD \$	1	-	(V)CA444444			LR045267
1	PAD-FRONT SEAT PAN INSULATION, SEATBASE, LHD \$	1	Y		(V)9A766123		ETP500110
1	PAD-FRONT SEAT PAN INSULATION, SEATBASE, LHD \$	1	-	(V)9A766124	(V)CA444443		LR011315
1	PAD-FRONT SEAT PAN INSULATION, SEATBASE, LHD \$	1	-	(V)CA444444			LR045268
2	FASTENER-DRIVE, BLACK \$	4	-				Y005098PMP

With compliments from ,  
Catalogue: Defender 2007-  
Section: K01.060 REAR END DOOR CASING (FROM (V)7A000001)

---



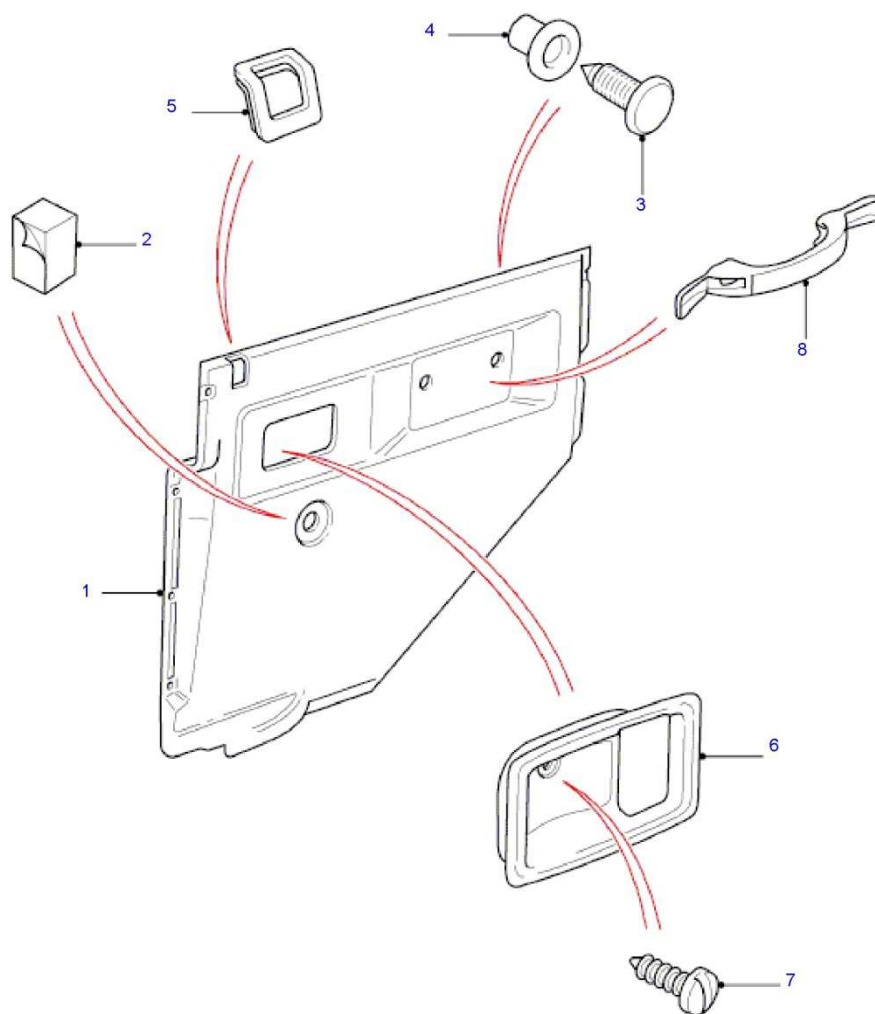
K01.060  
06-2012  
L8  
LP0105C

Callout	Description	Qty	OSI	From	To	E	Number
1	CASING ASSEMBLY-TAIL DOOR, BLACK, REAR DOOR POCKET STOWAGE \$	1	-		(V)BA822499		ESN500010PUY
1	CASING ASSEMBLY-TAIL DOOR, BLACK, REAR DOOR POCKET STOWAGE \$	1	-	(V)BA822500			LR033981
1	CASING ASSEMBLY-TAIL DOOR, BLACK, LESS REAR DOOR POCKET STOWAGE \$	1	-		(V)BA822499		ESN000200PUY
1	CASING ASSEMBLY-TAIL DOOR, BLACK, LESS REAR DOOR POCKET STOWAGE \$	1	-	(V)BA822500			LR033980
2	CLIP-CUP RETAINER \$	9	-				EKM100100L
3	CLIP-RETAINING \$	8	-				EYC000300
4	CLIP-RETAINING \$	1	-				EYC000230
5	ESCUTCHEON-REAR DOOR RELEASE ASSEMBLY, BLACK \$	1	-				FVJ000011PUY
6	HANDLE-GRAB \$	1	-				EST000010PMA
7	SCREW-TORX-PAN \$	4	-				DYP101480
8	NUT-LOKUT \$	4	-				BYH500150
9	FOAM-PAD-SELF ADHESIVE \$	1	-				ENX100150
10	NET \$	1	-				EEA100031PUY

With compliments from ,

Catalogue: Defender 2007-

Section: K01.065 REAR SIDE DOOR CASING (STATION WAGON - 5 DOOR, '110" WHEELBASE' FROM (V)7A000001 OR CREW CAB HCPU, '130" WHEELBASE' FROM (V)7A000001 OR CHASSIS CREW CAB, '130" WHEELBASE' FROM (V)7A000001 OR CREW CAB PICK UP, '110" WHEELBASE' FROM (V)7A000001)



K01.065  
01-2007  
L8  
LP0107

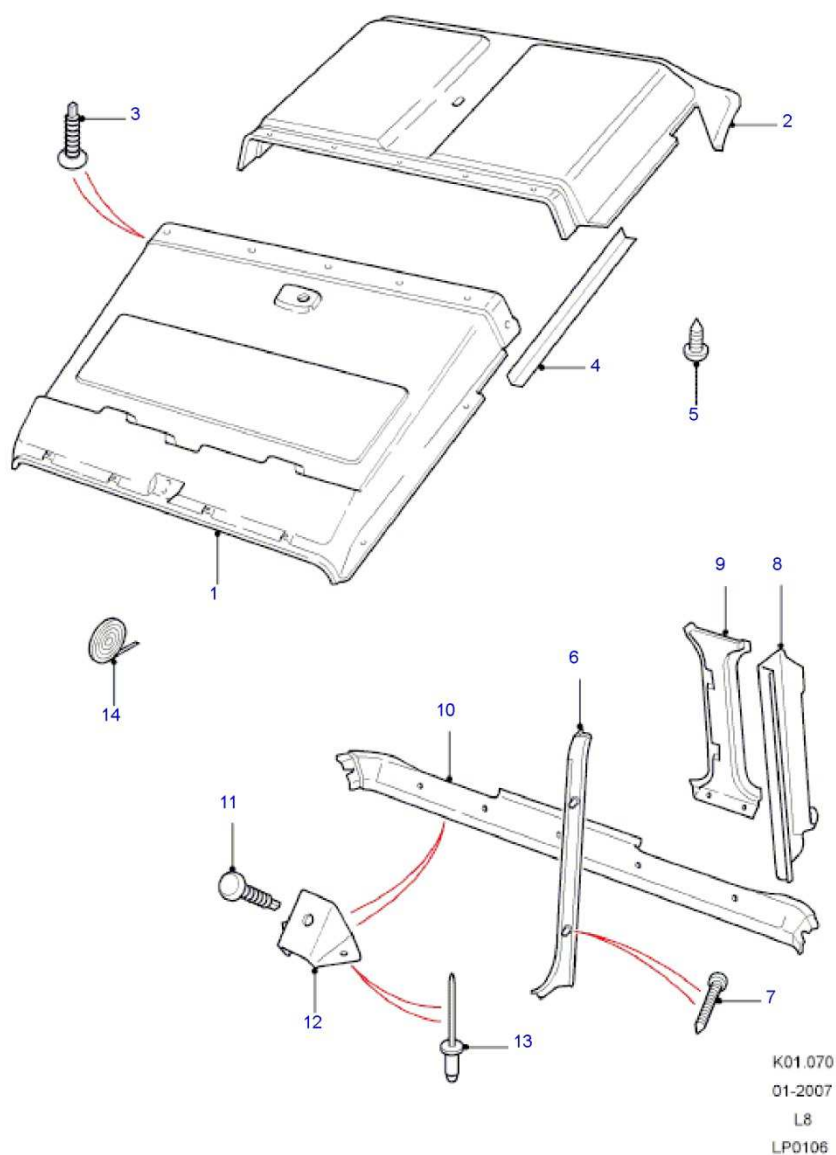


Callout	Description	Qty	OSI	From	To	E	Number
1	CASING REAR DOOR, BLACK, RH, SIDE, WITH MANUAL FRONT WINDOWS, LESS DOOR ENTRY REMOTE CONTROL UNIT \$	1	-				ELB502220PUY
1	CASING REAR DOOR, BLACK, SIDE, LH, WITH MANUAL FRONT WINDOWS, LESS DOOR ENTRY REMOTE CONTROL UNIT \$	1	-				ELB502230PUY
1	CASING REAR DOOR, RH, BLACK, WITH POWER FRONT WINDOWS \$	1	-				ELB502200PUY
1	CASING REAR DOOR, BLACK, LH, WITH POWER FRONT WINDOWS \$	1	-				ELB502210PUY
2	SPACER, FOAM \$	4	-				MWC3137
3	FASTENER-FIR TREE \$	24	-				EZM500050
4	CLIP-SNAP-SACK \$	24	-				MWC3136
5	ESCUTCHEON-DOOR-LOCK, BLACK \$	2	-				MXC4738PMA
6	BEZEL-DOOR HANDLE, BLACK, RH \$	1	-				DBP6532PMA
6	BEZEL-DOOR HANDLE, BLACK, LH \$	1	-				DBP6533PMA
7	SCREW-SELF TAPPING, SIZE 8 - SELF TAPPING \$	2	-				DA608044L
8	HANDLE - GRAB \$	2	-				Y00451PMA

With compliments from ,

Catalogue: Defender 2007-

Section: K01.070 ROOF TRIM (CREW CAB PICK UP, '110" WHEELBASE' FROM (V)7A000001 OR CREW CAB HCPU, '130" WHEELBASE' FROM (V)7A000001 OR CHASSIS CREW CAB, '130" WHEELBASE' FROM (V)7A000001)

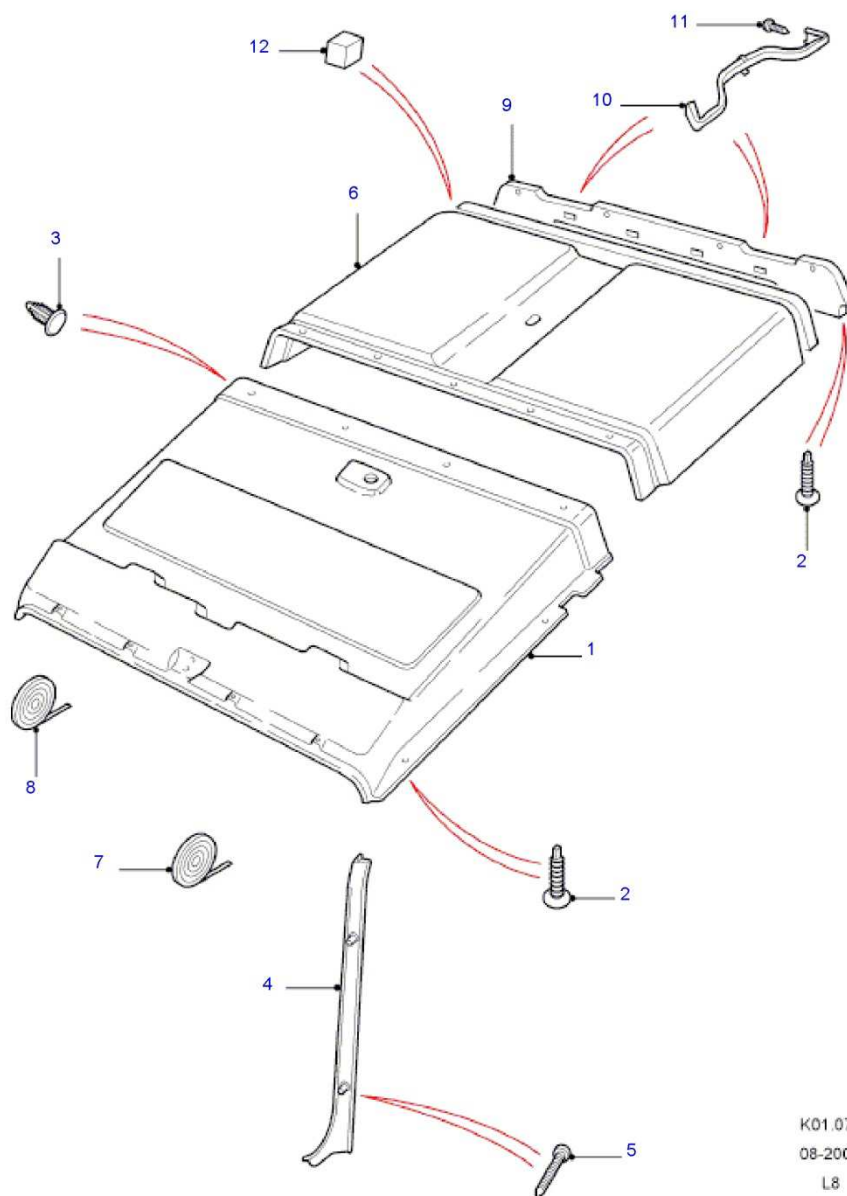


Callout	Description	Qty	OSI	From	To	E	Number
1	HEADLINING-ROOF TRIM, FRONT, RIPPLE GREY \$	1	-		(V)8A754603		EDB000260LUH
1	HEADLINING-ROOF TRIM, FRONT, RIPPLE GREY \$	1	Y	(V)8A754604	(V)BA888887		EDB501660LUH
1	HEADLINING-ROOF TRIM, FRONT, RIPPLE GREY \$	1	-	(V)BA888888			LR033217
2	HEADLINING-ROOF TRIM, REAR, RIPPLE GREY \$	1	-		(V)8A754603		EDB500820LUH
2	HEADLINING-ROOF TRIM, REAR, RIPPLE GREY \$	1	Y	(V)8A754604	(V)BA888887		EDB501690LUH
2	HEADLINING-ROOF TRIM, REAR, RIPPLE GREY \$	1	-	(V)BA888888			LR033212
3	FASTENER-FIR TREE, LIGHT GREY \$	17	-				MWC9832LUH
4	SIDE ANGLE ROOF TRIM, RIPPLE GREY, RH \$	1	-				DBB000040LUH
4	SIDE ANGLE ROOF TRIM, RIPPLE GREY, LH \$	1	-				DBB000050LUH
5	SCREW, SELF TAPPING, NO 6 X 5/8 \$	2	-				AB606051L
6	FINISHER-WINDSCREEN A POST, RH \$	1	-				MTC5212
6	FINISHER-WINDSCREEN A POST, LH \$	1	-				MWC2314
7	SCREW, SELF TAPPING, 'NO 6 X 1"' \$	4	-				AB606084
8	FINISHER-B POST, RH, RIPPLE GREY \$	1	Y		(V)8A754603		EMG500680LUH
8	FINISHER-B POST, RH, RIPPLE GREY \$	1	Y	(V)8A754604	(V)BA888887		EMG500840LUH
8	FINISHER-B POST, RH, RIPPLE GREY \$	1	-	(V)BA888888			LR033191
8	FINISHER-B POST, RIPPLE GREY, LH \$	1	Y		(V)8A754603		EMG500690LUH
8	FINISHER-B POST, RIPPLE GREY, LH \$	1	Y	(V)8A754604	(V)BA888887		EMG500850LUH
8	FINISHER-B POST, RIPPLE GREY, LH \$	1	-	(V)BA888888			LR033192
9	FINISHER-PILLAR-CAB, REAR, RH, RIPPLE GREY \$	1	Y		(V)8A754603		EMG500580LUH
9	FINISHER-PILLAR-CAB, REAR, RH, RIPPLE GREY \$	1	-	(V)8A754604	(V)BA999999		EMG500820LUH
9	FINISHER-PILLAR-CAB, REAR, RH, RIPPLE GREY \$	1	-	(V)CA000001			LR033032
9	FINISHER-PILLAR-CAB, REAR, RIPPLE GREY, LH \$	1	Y		(V)8A754603		EMG500590LUH
9	FINISHER-PILLAR-CAB, REAR, RIPPLE GREY, LH \$	1	Y	(V)8A754604	(V)BA999999		EMG500830LUH
9	FINISHER-PILLAR-CAB, REAR, RIPPLE GREY, LH \$	1	-	(V)CA000001			LR033033
10	PANEL-LOWER REAR TRIM, RIPPLE GREY \$	1	Y		(V)8A754603		EDG500040LUH
10	PANEL-LOWER REAR TRIM, RIPPLE GREY \$	1	Y	(V)8A754604	(V)BA888887		EDG500050LUH
10	PANEL-LOWER REAR TRIM, RIPPLE GREY \$	1	-	(V)BA888888			LR033227
11	FASTENER-FIR TREE, WHITE. \$	7	-				MWC9832LUH
12	BRACKET \$	7	-				AFU710080
13	RIVET \$	14	-				RA608236L
14	STRIP-SELF ADHESIVE PACKING, CUT TO THE REQUIRED LENGTH \$	X	-				MUC1237

With compliments from ,

Catalogue: Defender 2007-

Section: K01.075 ROOF TRIM (HARD TOP FROM (V)7A000001)



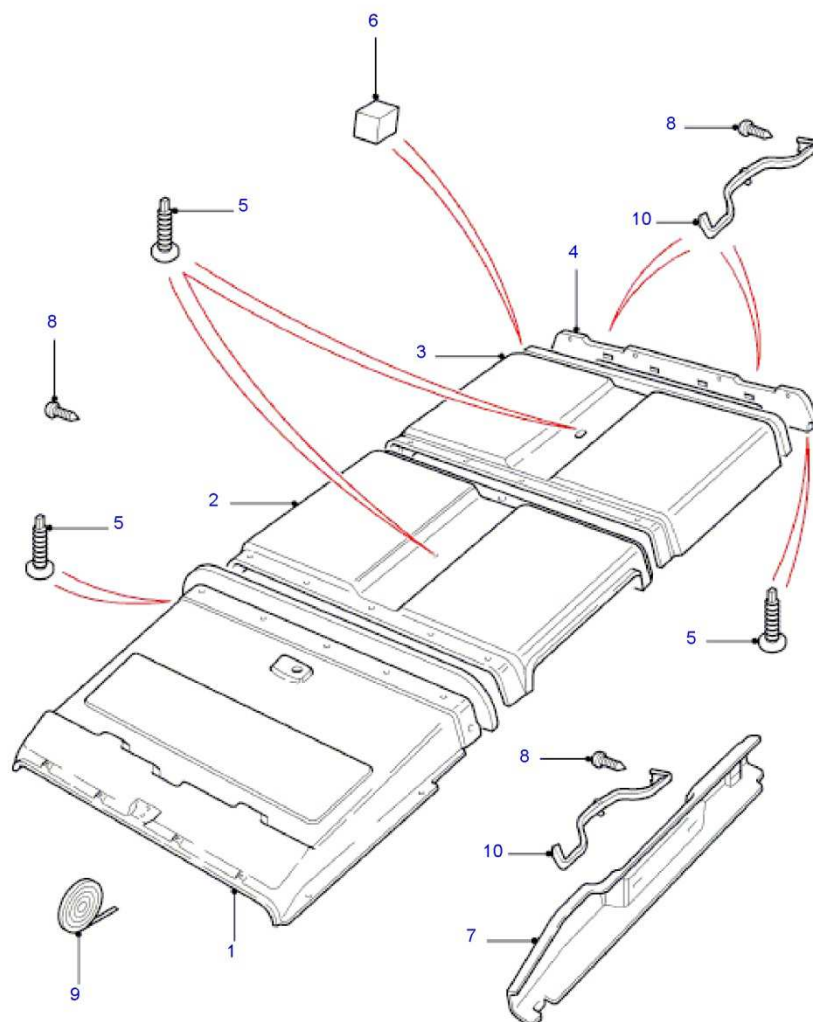
K01.075  
08-2008  
L8  
LP0109A

Callout	Description	Qty	OSI	From	To	E	Number
1	HEADLINING-ROOF TRIM, FRONT, RIPPLE GREY, (LESS SUN ROOF, LESS ANTI-THEFT ALARM OR LESS SUN ROOF, WITH PERIMETER ANTI-THEFT) \$	1	Y		(V)BA888887		EDB501650LUH
1	HEADLINING-ROOF TRIM, FRONT, RIPPLE GREY, (LESS SUN ROOF, LESS ANTI-THEFT ALARM OR LESS SUN ROOF, WITH PERIMETER ANTI-THEFT) \$	1	-	(V)BA888888			LR033204
1	HEADLINING-ROOF TRIM, FRONT, RIPPLE GREY, LESS SUN ROOF, PERIMETER / VOLUME THEFT SYSTEM \$	1	Y		(V)BA754603		EDB000340LUH
1	HEADLINING-ROOF TRIM, FRONT, RIPPLE GREY, LESS SUN ROOF, PERIMETER / VOLUME THEFT SYSTEM \$	1	Y	(V)BA754604	(V)BA888887		EDB501670LUH
1	HEADLINING-ROOF TRIM, FRONT, RIPPLE GREY, LESS SUN ROOF, PERIMETER / VOLUME THEFT SYSTEM \$	1	-	(V)BA888888			LR033218
1	HEADLINING-ROOF TRIM, FRONT, RIPPLE GREY, '90" WHEELBASE', WITH TILT & SLIDE SUNROOF \$	1	Y		(V)BA754603		EDF000190LUH
1	HEADLINING-ROOF TRIM, FRONT, RIPPLE GREY, '90" WHEELBASE', WITH TILT & SLIDE SUNROOF \$	1	Y	(V)BA754604	(V)BA888887		EDF500890LUH
1	HEADLINING-ROOF TRIM, FRONT, RIPPLE GREY, '90" WHEELBASE', WITH TILT & SLIDE SUNROOF \$	1	-	(V)BA888888			LR033220
2	FASTENER-FIR TREE, LIGHT GREY \$	X	-				MWC9832LUH
3	FASTENER-FIR TREE, LIGHT GREY, '90" WHEELBASE' \$	2	-				MWC9832LUH
4	FINISHER-WINDSCREEN A POST, RH \$	1	-				MTC5212
4	FINISHER-WINDSCREEN A POST, LH \$	1	-				MWC2314
5	SCREW, SELF TAPPING, 'NO 6 X 1"' \$	4	-				AB606084
6	HEADLINING-ROOF TRIM, RIPPLE GREY, REAR, '90" WHEELBASE' \$	1	Y		(V)BA754603		EDB000220LUH
6	HEADLINING-ROOF TRIM, RIPPLE GREY, REAR, '90" WHEELBASE' \$	1	Y	(V)BA754604	(V)BA888887		EDB501710LUH
6	HEADLINING-ROOF TRIM, RIPPLE GREY, REAR, '90" WHEELBASE' \$	1	-	(V)BA888888			LR033216
7	STRIP-SELF ADHESIVE PACKING \$	2	-				CFW100020
8	STRIP-SELF ADHESIVE PACKING, CUT TO THE REQUIRED LENGTH \$	X	-				MUC1237
9	FINISHER-HEADLINING, REAR, RIPPLE GREY \$	1	Y		(V)BA754603		AWB4709LUH
9	FINISHER-HEADLINING, REAR, RIPPLE GREY \$	1	Y	(V)BA754604	(V)BA888887		EDV500520
9	FINISHER-HEADLINING, REAR, RIPPLE GREY \$	1	-	(V)BA888888			LR033231
10	HANDLE - GRAB \$	2	-				JPC5640LNF
11	SCREW \$	X	-				AB610062
12	SPACER, FOAM \$	2	-				MWC3137

With compliments from ,

Catalogue: Defender 2007-

Section: K01.080 ROOF TRIM (STATION WAGON - 3 DOOR, '90" WHEELBASE' FROM (V)7A000001 OR  
STATION WAGON - 5 DOOR, '110" WHEELBASE' FROM (V)7A000001)



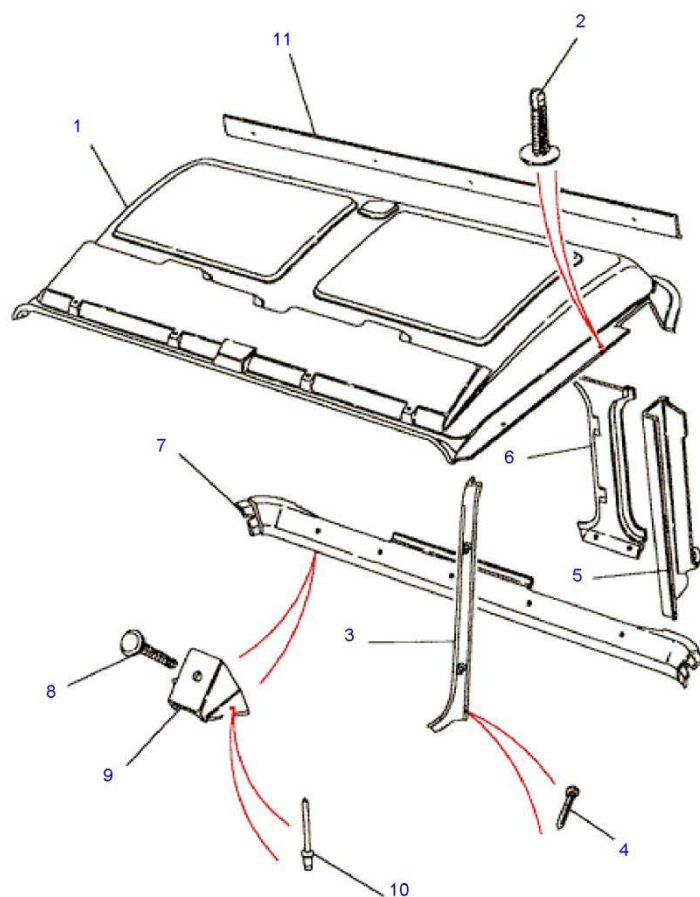
K01.080  
08-2008  
L8  
LP0108B

Callout	Description	Qty	OSI	From	To	E	Number
1	HEADLINING-ROOF TRIM, FRONT, RIPPLE GREY, '90" WHEELBASE', LESS SUN ROOF \$	1	Y		(V)BA888887		EDB501650LUH
1	HEADLINING-ROOF TRIM, FRONT, RIPPLE GREY, '90" WHEELBASE', LESS SUN ROOF \$	1	-	(V)BA888888			LR033204
1	HEADLINING-ROOF TRIM, FRONT, RIPPLE GREY, '110" WHEELBASE', LESS SUN ROOF \$	1	-		(V)8A754603		EDB000260LUH
1	HEADLINING-ROOF TRIM, FRONT, RIPPLE GREY, '110" WHEELBASE', LESS SUN ROOF \$	1	Y	(V)8A754604	(V)BA888887		EDB501660LUH
1	HEADLINING-ROOF TRIM, FRONT, RIPPLE GREY, '110" WHEELBASE', LESS SUN ROOF \$	1	-	(V)BA888888			LR033217
1	HEADLINING-ROOF TRIM, FRONT, RIPPLE GREY, '90" WHEELBASE', WITH TILT & SLIDE SUNROOF \$	1	Y		(V)8A754603		EDF000190LUH
1	HEADLINING-ROOF TRIM, FRONT, RIPPLE GREY, '90" WHEELBASE', WITH TILT & SLIDE SUNROOF \$	1	Y	(V)8A754604	(V)BA888887		EDF500890LUH
1	HEADLINING-ROOF TRIM, FRONT, RIPPLE GREY, '90" WHEELBASE', WITH TILT & SLIDE SUNROOF \$	1	-	(V)BA888888			LR033220
1	HEADLINING-ROOF TRIM, FRONT, RIPPLE GREY, '110" WHEELBASE', WITH TILT & SLIDE SUNROOF \$	1	-		(V)8A754603		EDF000200LUH
1	HEADLINING-ROOF TRIM, FRONT, RIPPLE GREY, '110" WHEELBASE', WITH TILT & SLIDE SUNROOF \$	1	-	(V)8A754604	(V)BA888887		EDF500900LUH
1	HEADLINING-ROOF TRIM, FRONT, RIPPLE GREY, '110" WHEELBASE', WITH TILT & SLIDE SUNROOF \$	1	-	(V)BA888888			LR033221
2	HEADLINING-ROOF TRIM, INTERMEDIATE, RIPPLE GREY, '110" WHEELBASE' \$	1	-		(V)8A754603		EDB000240LUH
2	HEADLINING-ROOF TRIM, INTERMEDIATE, RIPPLE GREY, '110" WHEELBASE' \$	1	Y	(V)8A754604	(V)BA888887		EDB501700LUH
2	HEADLINING-ROOF TRIM, INTERMEDIATE, RIPPLE GREY, '110" WHEELBASE' \$	1	-	(V)BA888888			LR033222
3	HEADLINING-ROOF TRIM, REAR, RIPPLE GREY, '90" WHEELBASE' \$	1	Y		(V)8A754603		EDB000220LUH
3	HEADLINING-ROOF TRIM, REAR, RIPPLE GREY, '90" WHEELBASE' \$	1	Y	(V)8A754604	(V)BA888887		EDB501710LUH
3	HEADLINING-ROOF TRIM, REAR, RIPPLE GREY, '90" WHEELBASE' \$	1	-	(V)BA888888			LR033216
3	HEADLINING-ROOF TRIM, REAR, RIPPLE GREY, '110" WHEELBASE' \$	1	Y		(V)8A754603		EDB000210LUH
3	HEADLINING-ROOF TRIM, REAR, RIPPLE GREY, '110" WHEELBASE' \$	1	Y	(V)8A754604	(V)BA888887		EDB501720LUH
3	HEADLINING-ROOF TRIM, REAR, RIPPLE GREY, '110" WHEELBASE' \$	1	-	(V)BA888888			LR033215
4	FINISHER-HEADLINING, REAR, RIPPLE GREY \$	1	Y		(V)8A754603		AWR4709LUH
4	FINISHER-HEADLINING, REAR, RIPPLE GREY \$	1	Y	(V)8A754604	(V)BA888887		EDV500520
4	FINISHER-HEADLINING, REAR, RIPPLE GREY \$	1	-	(V)BA888888			LR033231
5	FASTENER-FIR TREE, LIGHT GREY \$	30	-				MWC9832LUH
6	SPACER, FOAM \$	2	-				MWC3137
7	FINISHER-ROOF CANTRAIL, RH, DARK GRANITE, ('110" WHEELBASE', LESS ANTI-THEFT ALARM OR '110" WHEELBASE', WITH PERIMETER ANTI-THEFT) \$	1	-				MWC8916LOY
7	FINISHER-ROOF CANTRAIL, RH, DARK GRANITE, '110" WHEELBASE', PERIMETER / VOLUME THEFT SYSTEM \$	1	-				AWR3032LOY
7	FINISHER-ROOF CANTRAIL, DARK GRANITE, LH, ('110" WHEELBASE' OR LESS ANTI-THEFT ALARM) \$	1	-				MWC8917LOY
8	SCREW, STATION WAGON - 3 DOOR \$	8	-				AB610062
8	SCREW, STATION WAGON - 5 DOOR \$	16	-				AB610062
9	STRIP-SELF ADHESIVE PACKING, CUT TO THE REQUIRED LENGTH \$	X	-				MUC1237
10	HANDLE - GRAB, STATION WAGON - 3 DOOR \$	2	-				JPC5640LNF
10	HANDLE - GRAB, STATION WAGON - 5 DOOR \$	4	-				JPC5640LNF

With compliments from ,

Catalogue: Defender 2007-

Section: K01.085 ROOF TRIM (PICK UP, '90" WHEELBASE' FROM (V)7A000001 OR HIGH CAPACITY PICK UP, '110" WHEELBASE' FROM (V)7A000001 OR CHASSIS CAB, '110" WHEELBASE' FROM (V)7A000001 OR PICK UP, '110" WHEELBASE' FROM (V)7A000001 OR CHASSIS CAB, '130" WHEELBASE' FROM (V)7A000001)



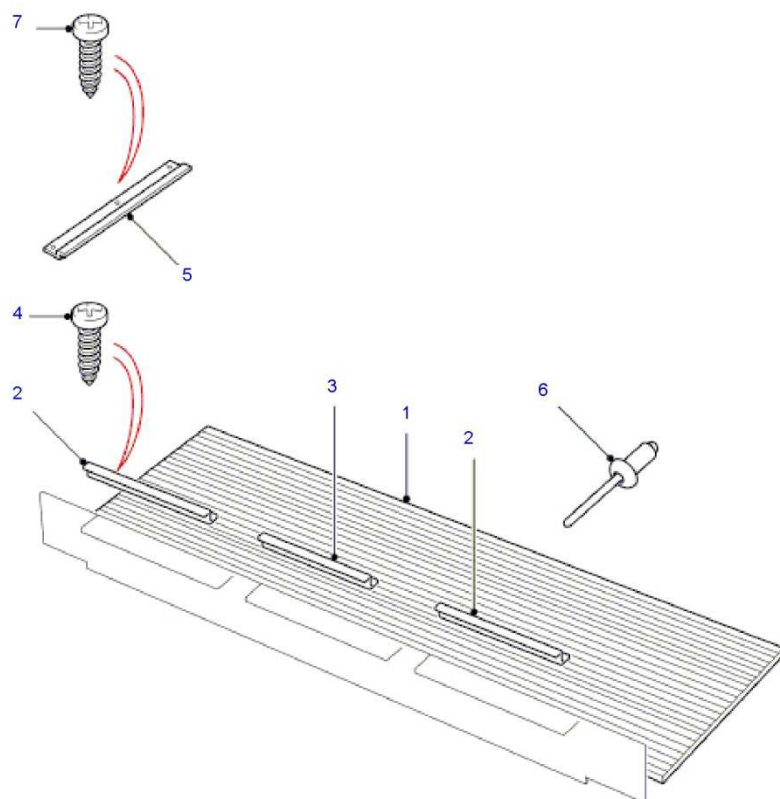


Callout	Description	Qty	OSI	From	To	E	Number
1	HEADLINING-ROOF TRIM, RIPPLE GREY \$	1	-		(V)8A754603		EDB501470LUH
1	HEADLINING-ROOF TRIM, RIPPLE GREY \$	1	Y	(V)8A754604	(V)8A888887		EDB501680LUH
1	HEADLINING-ROOF TRIM, RIPPLE GREY \$	1	-	(V)8A888888			LR033219
2	FASTENER-FIR TREE, LIGHT GREY \$	X	-				MWC9832LUH
3	FINISHER-WINDSCREEN A POST, RH \$	1	-				MTC5212
3	FINISHER-WINDSCREEN A POST, LH \$	1	-				MWC2314
4	SCREW, SELF TAPPING, "NO 6 X 1" \$	4	-				AB606084
5	FINISHER-B POST, RH, RIPPLE GREY \$	1	Y		(V)8A754603		EMG500680LUH
5	FINISHER-B POST, RH, RIPPLE GREY \$	1	Y	(V)8A754604	(V)8A888887		EMG500840LUH
5	FINISHER-B POST, RH, RIPPLE GREY \$	1	-	(V)8A888888			LR033191
5	FINISHER-B POST, RIPPLE GREY, LH \$	1	Y		(V)8A754603		EMG500690LUH
5	FINISHER-B POST, RIPPLE GREY, LH \$	1	Y	(V)8A754604	(V)8A888887		EMG500850LUH
5	FINISHER-B POST, RIPPLE GREY, LH \$	1	-	(V)8A888888			LR033192
6	FINISHER-PILLAR-CAB, REAR, RH, RIPPLE GREY \$	1	Y		(V)8A754603		EMG500580LUH
6	FINISHER-PILLAR-CAB, REAR, RH, RIPPLE GREY \$	1	-	(V)8A754604			EMG500820LUH
6	FINISHER-PILLAR-CAB, REAR, RIPPLE GREY, LH \$	1	Y		(V)8A754603		EMG500590LUH
6	FINISHER-PILLAR-CAB, REAR, RIPPLE GREY, LH \$	1	Y	(V)8A754604			EMG500830LUH
7	PANEL-LOWER REAR TRIM, RIPPLE GREY \$	1	Y		(V)8A754603		EDG500040LUH
7	PANEL-LOWER REAR TRIM, RIPPLE GREY \$	1	Y	(V)8A754604	(V)8A888887		EDG500050LUH
7	PANEL-LOWER REAR TRIM, RIPPLE GREY \$	1	-	(V)8A888888			LR033227
8	FASTENER-FIR TREE, LIGHT GREY \$	7	-				MWC9832LUH
9	BRACKET \$	7	-				AFU710080
10	RIVET \$	14	-				RA608236L
11	RETAINER, HEADLINING \$	1	-				MWC9604

With compliments from ,

Catalogue: Defender 2007-

Section: K01.090 RUBBER MATS-INTERMEDIATE FLOOR ('110" WHEELBASE' FROM (V)7A000001 OR '130" WHEELBASE' FROM (V)7A000001)



K01.090  
10-2011  
L8  
AJPXTA2C

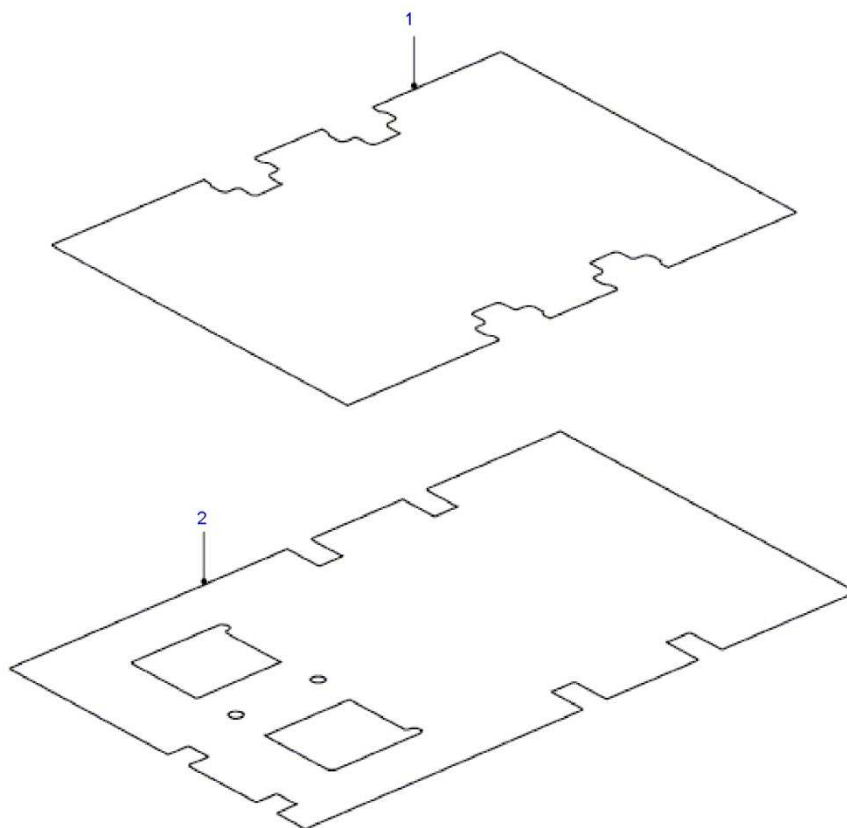
© 2004 - 2012 Infomedia Ltd and its licensors.

Callout	Description	Qty	OSI	From	To	E	Number
1	MAT-INTERMEDIATE FLOOR, RUBBER \$	1	-				331481
2	RETAINER, OUTER \$	2	-				396541
3	RETAINER, CENTRE \$	1	-				396542
4	SCREW, SELF TAPPING, NO 6 X 1/2 \$	6	-				AB606041L
5	RETAINER \$	2	-				331480
6	RIVET, '3/16" X 0.45"LNG', POP \$	7	-				78248
7	SCREW, SELF TAPPING \$	2	-				DA614061L

With compliments from ,

Catalogue: Defender 2007-

Section: K01.095 RUBBER MATS - REAR FLOOR ('110" WHEELBASE' FROM (V)7A000001 OR '90" WHEELBASE' FROM (V)7A000001)



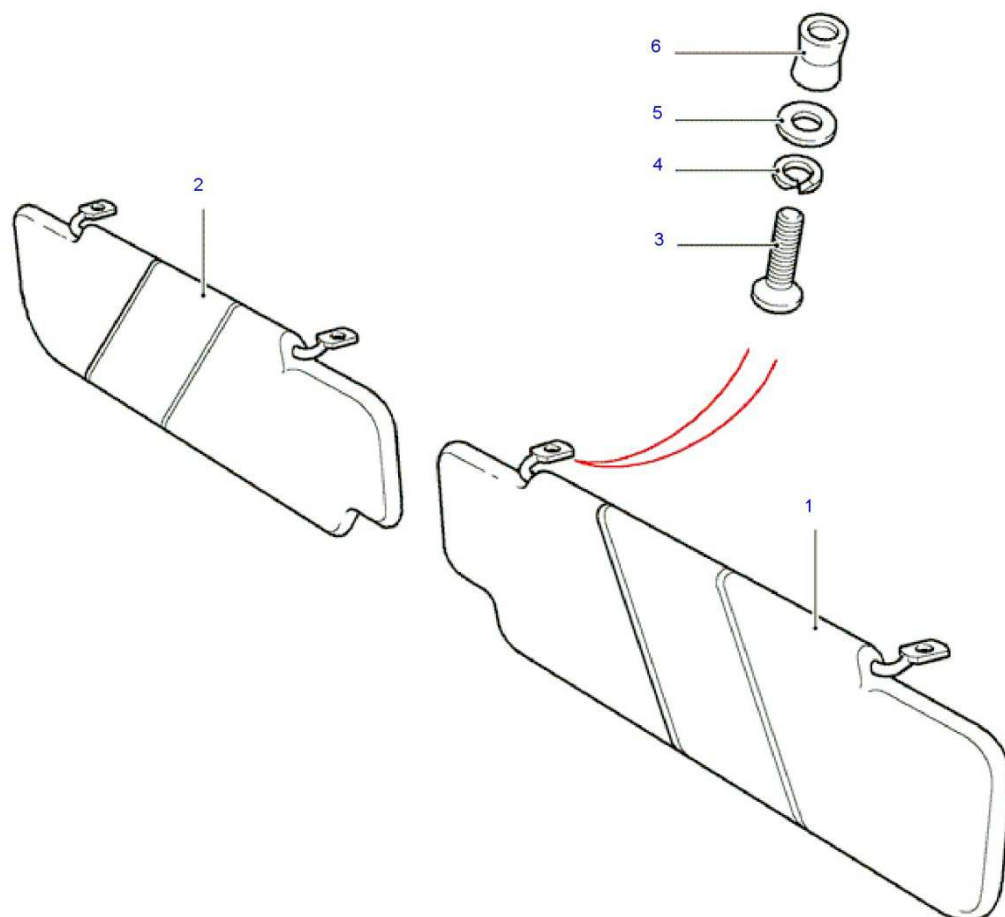
K01.100  
01-2007  
L8  
LP0110

© 2004 - 2012 Infomedia Ltd and its licensors.

Callout	Description	Qty	OSI	From	To	E	Number
1	MAT-REAR FLOOR DROP IN, HARD TOP, '90" WHEELBASE' \$	1	-				MTC8294
1	MAT-REAR FLOOR DROP IN, STATION WAGON - 3 DOOR, '90" WHEELBASE', WITH 4 SEATS - 2+2 CONFIGURATION \$	1	-				EAH500530
2	MAT-REAR FLOOR DROP IN, STATION WAGON - 5 DOOR, '110" WHEELBASE', WITH 7 SEAT CONFIGURATION \$	1	-				EAH500520
2	MAT-REAR FLOOR DROP IN, STATION WAGON - 5 DOOR, '110" WHEELBASE', WITH 5 SEAT CONFIGURATION \$	1	-				EAH500540
2	MAT-REAR FLOOR DROP IN, STATION WAGON UTILITY - 5 DOOR, '110" WHEELBASE', WITH 5 SEAT CONFIGURATION \$	1	-				EAH500540

With compliments from ,  
Catalogue: Defender 2007-  
Section: K01.100 SUNVISORS (FROM (V)7A000001)

---



AHPXKC1A

© 2004 - 2012 Infomedia Ltd and its licensors.

Callout	Description	Qty	OSI	From	To	E	Number
1	SUNVISOR ASSEMBLY-FRONT HEADER, RH, RIPPLE GREY \$	1	-				MXCT1394LUH
2	SUNVISOR ASSEMBLY-FRONT HEADER, RIPPLE GREY, LH \$	1	-				MXCT1395LUH
3	SCREW, SELF TAPPING, NO 14 X 3/4, FOR UNTRIMMED VEHICLES \$	4	-				AB614061L
3	SCREW, SELF TAPPING, FOR TRIMMED VEHICLES \$	4	-		(V)7A737621		AB614082
3	SCREW, SELF TAPPING, FOR TRIMMED VEHICLES \$	4	Y	(V)7A737622			RYP500600
4	WASHER, M6, SPRUNG \$	4	-				WL106002
5	WASHER, PLAIN, 6MM \$	4	-				WA106042
6	NUT-SPIRALOK \$	4	-				302532



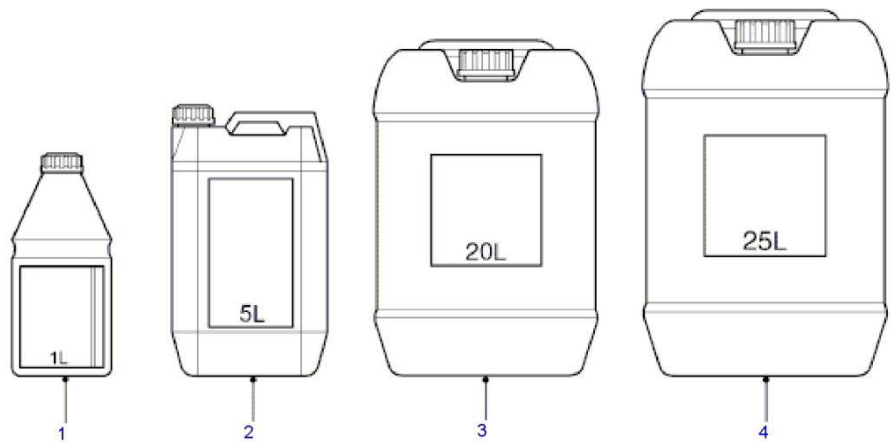


Page left blank





With compliments from ,  
Catalogue: Defender 2007-  
Section: L01.005 ANTI - FREEZE (FROM (V)7A000001)

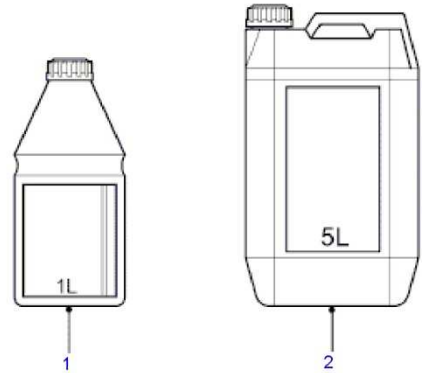


EN	Land Rover Recommends Castrol. For All Lubricants Not Listed Contact Castrol By Visiting <a href="http://WWW.Castrol.com">WWW.Castrol.com</a>
DE	Land Rover empfiehlt Castrol. Infos zu nicht aufgeführten Schmiermitteln finden Sie unter <a href="http://www.castrol.com">www.castrol.com</a>
FR	Land Rover recommande Castrol. Pour les lubrifiants non énumérés, prière de visiter le site <a href="http://WWW.Castrol.com">WWW.Castrol.com</a>
ES	Land Rover recomienda Castrol. Lubricantes no indicados, póngase en contacto en la web <a href="http://www.Castrol.com">www.Castrol.com</a>
IT	Land Rover consiglia Castrol. Per inform sui lubrificanti NON elencati, visitare il sito <a href="http://WWW.Castrol.com">WWW.Castrol.com</a>
PT	A Land Rover recomenda Castrol. Para todos os Lubrificantes N List, Contact Castrol, <a href="http://WWW.Castrol.com">WWW.Castrol.com</a>
NL	Land Rover adviseert Castrol. Raadpleeg Castrol via <a href="http://WWW.Castrol.com">WWW.Castrol.com</a> voor smeermiddelen niet in de lijst
J	ランドローバーは Castrol を推奨。リスト外の潤滑剤については、Castrol 社 <a href="http://www.Castrol.com">www.Castrol.com</a> まで。

L01.005  
05-2007  
L8  
LU0006

Callout	Description	Qty	OSI	From	To		E	Number
1	FLUID - COOLING SYSTEM, 1 L \$	1	-					STC50529
2	FLUID - COOLING SYSTEM, 5 L \$	1	-					STC50530
3	FLUID - COOLING SYSTEM, 20 L \$	1	-					8510373
4	FLUID - COOLING SYSTEM, 25 L \$	1	Y					STC50524

With compliments from ,  
Catalogue: Defender 2007-  
Section: L01.010 ENGINE OIL (FROM (V)7A000001)

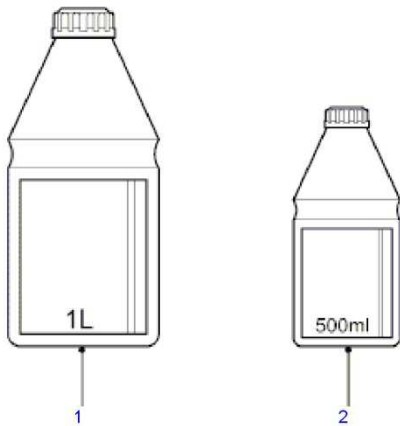


EN	Land Rover Recommends Castrol. For All Lubricants Not Listed Contact Castrol By Visiting WWW.Castrol.com
DE	Land Rover empfiehlt Castrol. Infos zu nicht aufgeführten Schmiermitteln finden Sie unter www.castrol.com
FR	Land Rover recommande Castrol. Pour les lubrifiants non énumérés, prière de visiter le site WWW.Castrol.com
ES	Land Rover recomienda Castrol. Lubricantes no indicados, póngase en contacto en la web www.Castrol.com
IT	Land Rover consiglia Castrol. Per inform sui lubrificanti NON elencati, visitare il sito WWW.Castrol.com
PT	A Land Rover recomenda Castrol. Para todos os lubrificantes N List, Contact Castrol, WWW.Castrol.com
NL	Land Rover adviseert Castrol. Raadpleeg Castrol via WWW.Castrol.com voor smeermiddelen niet in de lijst
J	ランドローバーは Castrol を推奨。リスト外の潤滑剤については、Castrol 社:www.Castrol.com まで。

L01.010  
05-2007  
L8  
LU0007

Callout	Description	Qty	OSI	From	To	E	Number
1	OIL - ENGINE, 1 L, 5W30 \$	1	-				STC50527
2	OIL - ENGINE, 5 L, 5W30 \$	1	Y				STC50528

With compliments from ,  
Catalogue: Defender 2007-  
Section: L01.015 HYDRAULIC OIL & BRAKE FLUID (FROM (V)7A000001)



EN	Land Rover Recommends Castrol. For All Lubricants Not Listed Contact Castrol By Visiting WWW.Castrol.com
DE	Land Rover empfiehlt Castrol. Infos zu nicht aufgeführten Schmiermitteln finden Sie unter www.castrol.com
FR	Land Rover recommande Castrol. Pour les lubrifiants non énumérés, prière de visiter le site WWW.Castrol.com
ES	Land Rover recomienda Castrol. Lubricantes no indicados, póngase en contacto en la web www.Castrol.com
IT	Land Rover consiglia Castrol. Per inform sui lubrificanti NON elencati, visitate il sito WWW.Castrol.com
PT	A Land Rover recomenda Castrol. Para todos os lubrificantes N List, Contact Castrol, WWW.Castrol.com
NL	Land Rover adviseert Castrol. Raadpleeg Castrol via WWW.Castrol.com voor smeermiddelen niet in de lijst
J	ランドローバーは Castrol を推奨。リスト外の潤滑剤については、Castrol 社: www.Castrol.com まで。

L01.015  
05-2007  
L8  
LU0008

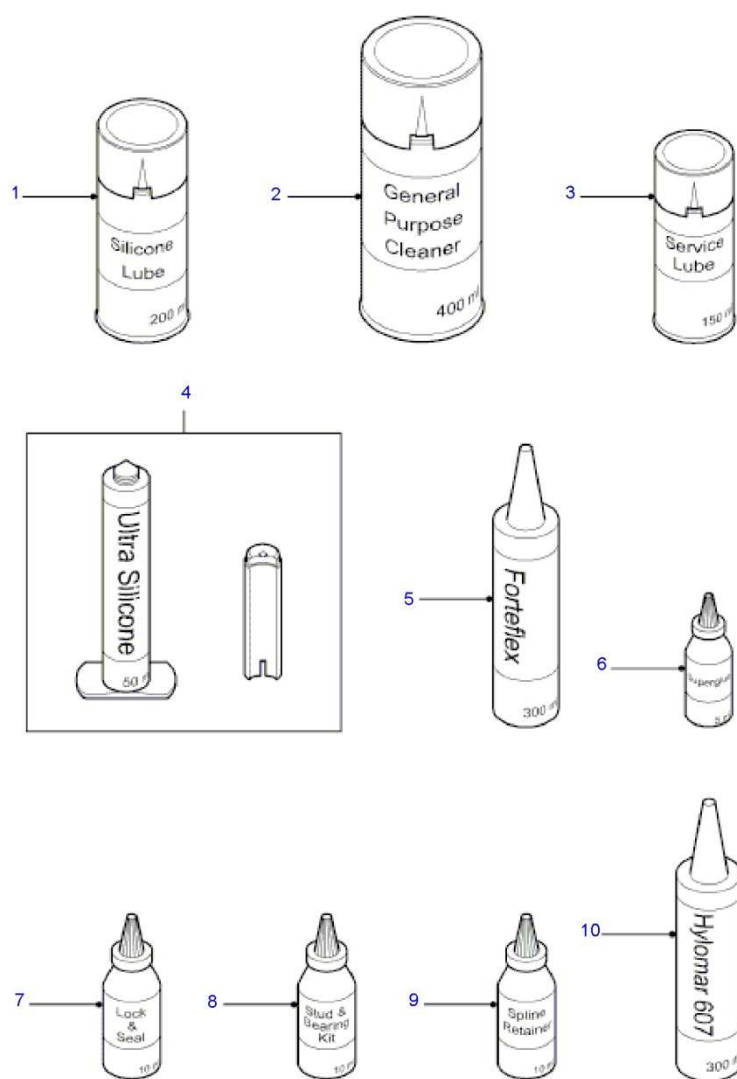


Callout	Description	Qty	OSI	From	To	E	Number
1	FLUID - BRAKE, 1 L, DOT 4 BRAKE FLUID \$	1	-				SIJ500040
2	FLUID - BRAKE, 500 ML, DOT 4 BRAKE FLUID \$	1	-				SIJ500030

With compliments from ,

Catalogue: Defender 2007-

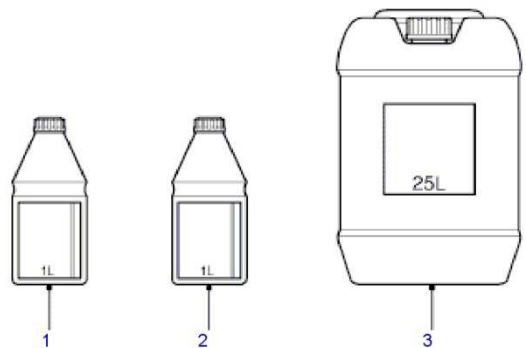
Section: L01.020 SEALING COMPOUNDS AND ADHESIVES (FROM (V)7A000001)



L01.020  
07-2007  
L8  
LU0001A

Callout	Description	Qty	OSI	From	To	E	Number
1	LUBRICANT, AEROSOL, SILICONE, 200ML \$	1	-				STC50542
2	CLEANER-LIQUID, 400ML \$	1	-				STC50544
3	LUBRICANT, 200ML, PENETRATING \$	1	-				STC50545
4	GASKET-SEALING, 50ML \$	1	-				STC50550
5	ADHESIVE, SEALING, 300 ML \$	1	-				STC50551
6	ADHESIVE, 5 ML \$	1	-				STC50546
7	THREAD, SEALING, LOCKING, 10ML \$	1	-				STC50552
8	SEALANT, STUD & BEARING, 24ML \$	1	Y				STC50553
9	RETAINER, 50ML \$	1	-				STC50554
10	SEALANT, HYLOMAR 607 (300ML) \$	X	-				STC4404
10	SEALANT, 50ML, LOCTITE 5900 \$	X	-				STC50550

With compliments from ,  
Catalogue: Defender 2007-  
Section: L01.025 TRANSMISSION & POWER STEERING OIL (FROM (V)7A000001)



EN	Land Rover Recommends Castrol. For All Lubricants Not Listed Contact Castrol By Visiting <a href="http://WWW.Castrol.com">WWW.Castrol.com</a>
DE	Land Rover empfiehlt Castrol. Infos zu nicht aufgeführten Schmiermitteln finden Sie unter <a href="http://www.castrol.com">www.castrol.com</a>
FR	Land Rover recommande Castrol. Pour les lubrifiants non énumérés, prière de visiter le site <a href="http://WWW.Castrol.com">WWW.Castrol.com</a>
ES	Land Rover recomienda Castrol. Lubricantes no indicados, póngase en contacto en la web <a href="http://www.Castrol.com">www.Castrol.com</a>
IT	Land Rover consiglia Castrol. Per inform sui lubrificanti NON elencati, visitare il sito <a href="http://WWW.Castrol.com">WWW.Castrol.com</a>
PT	A Land Rover recomenda Castrol. Para todos os lubrificantes N List, Contac Castrol, <a href="http://WWW.Castrol.com">WWW.Castrol.com</a>
NL	Land Rover adviseert Castrol. Raadpleeg Castrol via <a href="http://WWW.Castrol.com">WWW.Castrol.com</a> voor smeermiddelen niet in de lijst
J	ランドローバーは Castrol を推奨。リスト外の潤滑剤については、Castrol 社 <a href="http://www.Castrol.com">www.Castrol.com</a> まで。

L01.025  
05-2007  
L8  
LU0009

Callout	Description	Qty	OSI	From	To		E	Number
1	OIL - TRANSMISSION, 1 L, GEARBOX \$	1	-					LR006519
2	OIL - POWER STEERING, 1 L \$	1	-					STC50519
3	OIL - POWER STEERING, 25 L \$	1	Y					STC50517



Page left blank



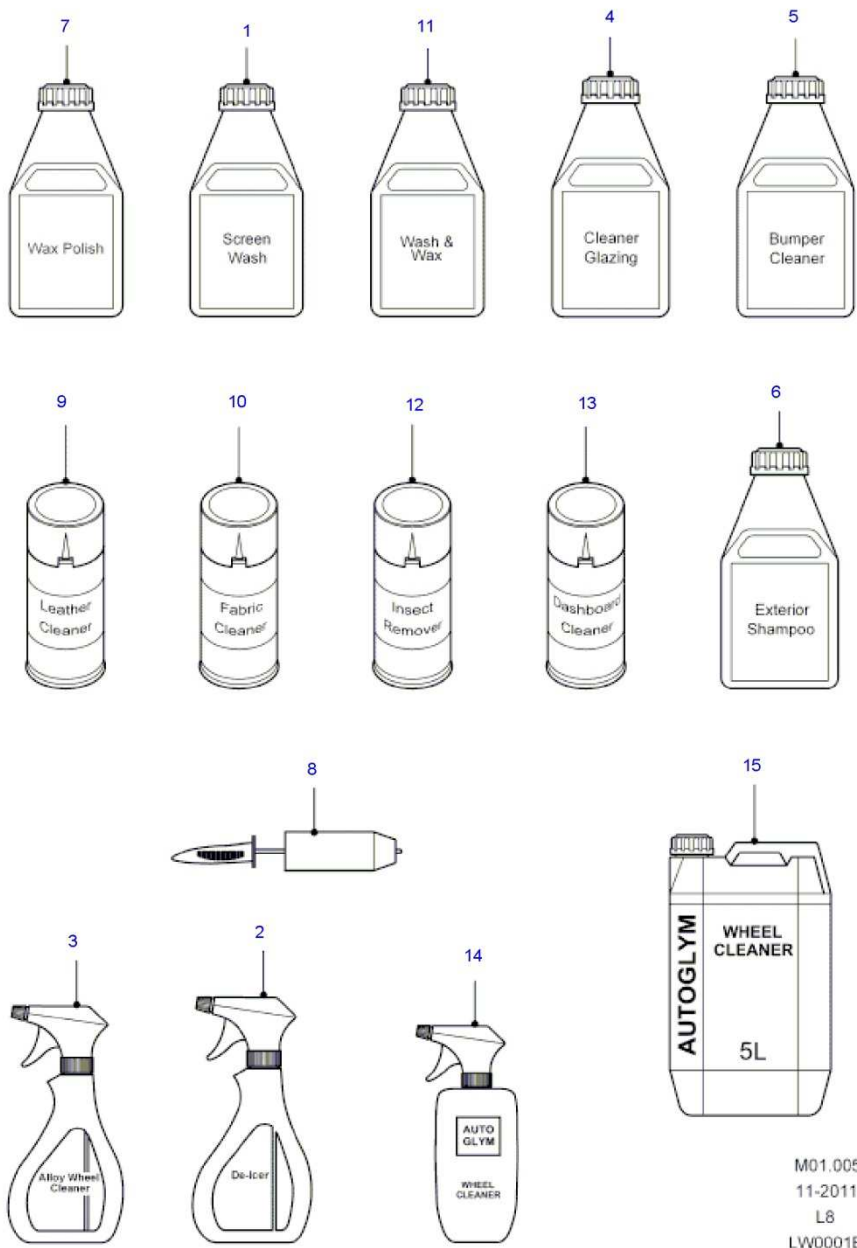


With compliments from ,  
Catalogue: Defender 2007-  
Section: GRAPHIC INDEX

---



With compliments from ,  
Catalogue: Defender 2007-  
Section: M01.005 CAR CARE PRODUCTS (FROM (V)7A000001)



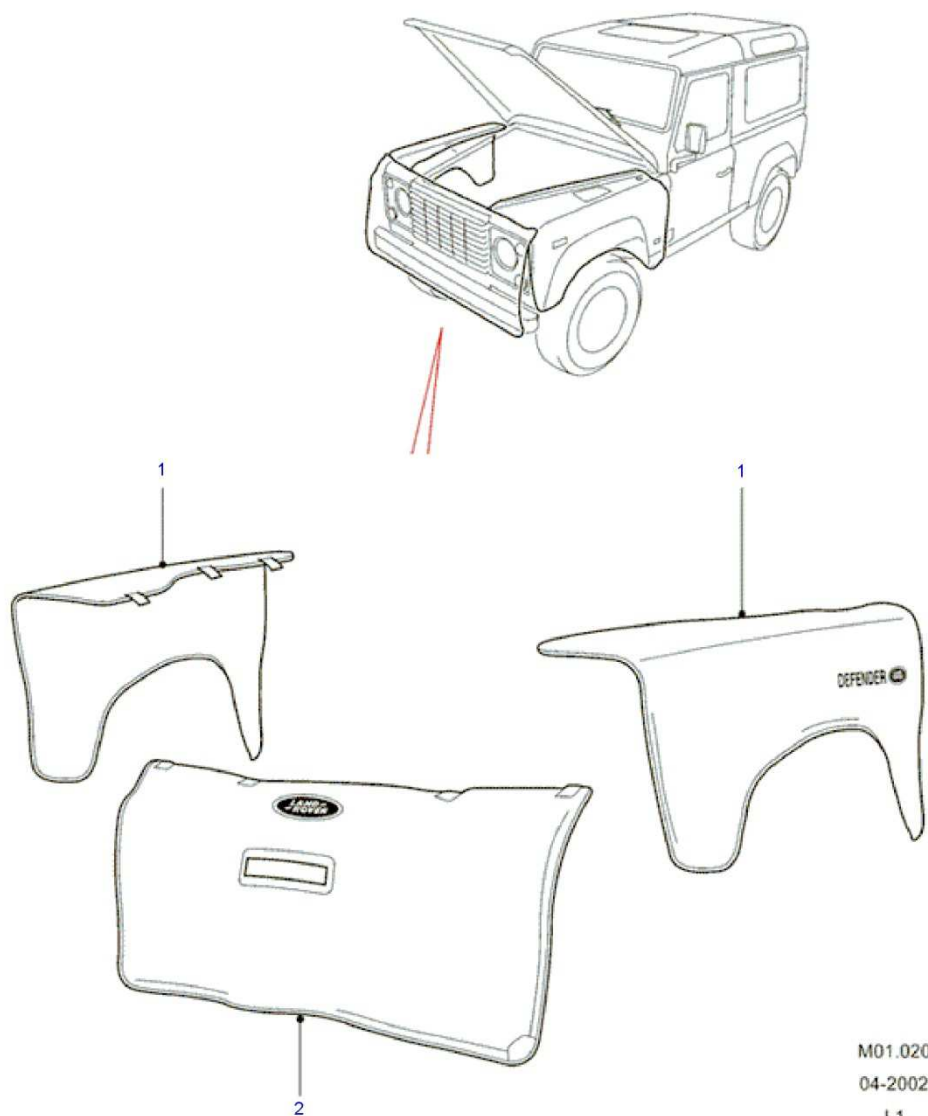
M01.005  
11-2011  
L8  
LW0001B

Callout	Description	Qty	OSI	From	To	E	Number
1	SCREEN WASH, 250 ML \$	X	-				STC4672
1	SCREEN WASH, 500 ML \$	1	-				STC4687
2	DEICER, 500 ML \$	X	-				STC4676
2	DEICER, 300 ML \$	X	-				STC4677
2	DEICER, 100ML \$	X	Y				STC4678
3	CLEANER-ALLOY WHEEL, 500 ML \$	X	Y				STC4675
4	CLEANER-GLAZING, 300 ML \$	X	Y				STC4681
5	BUMPER CLEANER-BLACK, 500 ML \$	X	-				STC4679
6	SHAMPOO, 500 ML \$	X	Y				STC722
7	WAX POLISH, 300 ML \$	X	Y				STC4682
8	BRUSH - VEHICLE WASHING, WHEEL ONLY \$	1	-	(V)AA000001			VPLDW0068
9	CLEANER LEATHER, 300 ML \$	1	Y				STC4684
10	CLEANER FABRIC, 300 ML \$	1	Y				STC4685
11	WASH 'N' WAX, 300 ML \$	X	Y				STC4680
12	INSECT REMOVER, 300 ML \$	1	Y				STC4686
13	CLEANER DASHBOARD \$	1	Y				STC4683
14	CLEANER - ALLOY WHEEL, 500 ML, FOR USE WITH WHEEL BRUSH \$	1	-	(V)AA000001			VPLSW0066
15	CLEANER - ALLOY WHEEL, 5 L, FOR USE WITH WHEEL BRUSH \$	1	-	(V)AA000001			VPLDW0067

With compliments from ,

Catalogue: Defender 2007-

Section: M01.010 EXTERIOR PROTECTION (FROM (V)7A000001)




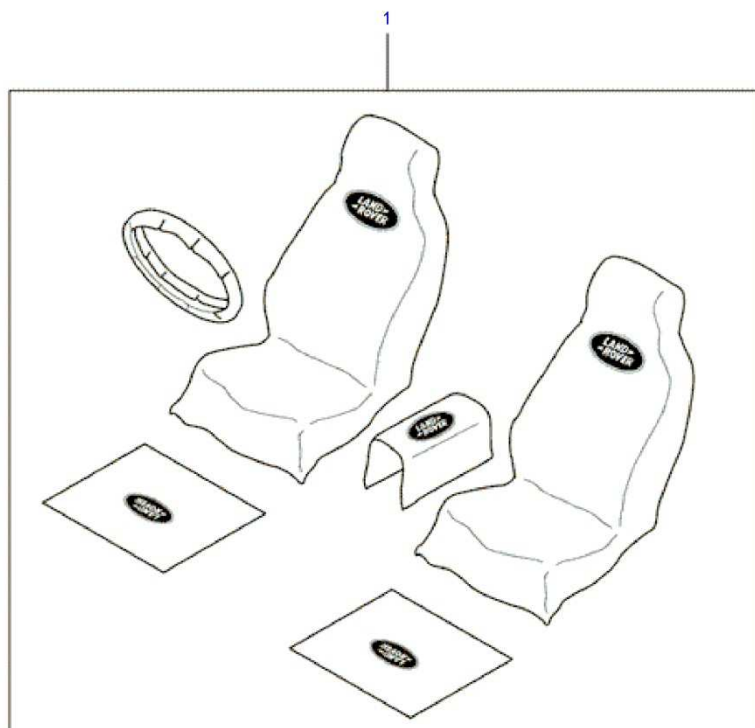
M01.020  
04-2002  
L1  
LT0141

Callout	Description	Qty	OSI	From	To	E	Number
1	PROTECTOR - FRONT FENDERS \$	1	-				STC53053
2	PROTECTOR - FRONT END \$	1	Y				STC53058

With compliments from ,

Catalogue: Defender 2007-

Section: M01.015 INTERIOR PROTECTION (FROM (V)7A000001)



M01.015  
04-2002  
L1  
LT0142

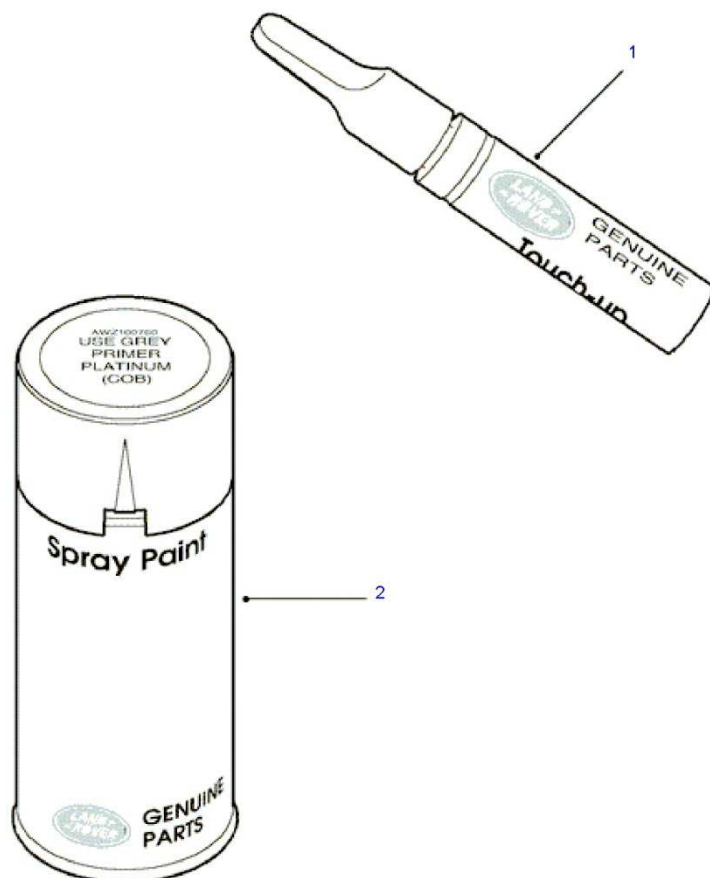
Callout	Description	Qty	OSI	From	To	E	Number
1	KIT - CAR CARE MATERIAL \$	1	-				STC53050
2	COVER - SEAT PROTECTION \$	1	-				STC53051
3	MAT, PAPER \$	1	-				STC53052

With compliments from ,

Catalogue: Defender 2007-

Section: M01.020 PAINT (FROM (V)7A000001)

---



AHTXAA1A

© 2004 - 2012 Infomedia Ltd and its licensors.

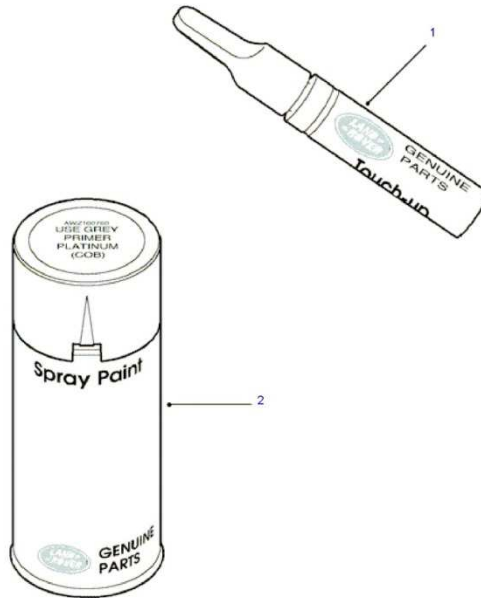


Callout	Description	Qty	OSI	From	To	E	Number
1	PAINT - STONE PECK RESIST - REPAIR, RIMINI RED (889) \$	X	-				VEP501730CBK
1	PAINT - STONE PECK RESIST - REPAIR, TANGIERS ORANGE (761) \$	X	-				VEP501730EMC
1	PAINT - STONE PECK RESIST - REPAIR, KESWICK GREEN (799) \$	X	-				VEP501730HFU
1	PAINT - STONE PECK RESIST - REPAIR, TONGA GREEN (904) \$	X	-				VEP501730Hfy
1	PAINT - STONE PECK RESIST - REPAIR, CAIRNS BLUE (849) \$	X	-				VEP501730JEU
1	PAINT - STONE PECK RESIST - REPAIR, TAMAR BLUE (817) \$	X	-				LR005725
1	PAINT - STONE PECK RESIST - REPAIR, STORNOWAY GREY (907) \$	X	-				VEP501730LEL
1	PAINT - STONE PECK RESIST - REPAIR, ZERMATT SILVER (798) \$	X	-				VEP501730MBK
1	PAINT - STONE PECK RESIST - REPAIR, CHAWTON WHITE SOLID \$	X	-				STC3828VT
1	PAINT - STONE PECK RESIST - REPAIR, ALASKA WHITE (909) \$	X	-				LR005732
1	PAINT - STONE PECK RESIST - REPAIR, JAVA BLACK \$	X	-				LR005735
1	PAINT - STONE PECK RESIST - REPAIR, BISCAY BLUE (913) \$	X	-				VPLDC0001JGL
1	PAINT - STONE PECK RESIST - REPAIR, MARTINIQUE BLUE (850) \$	X	-				VPLDC0001JZX
1	PAINT - STONE PECK RESIST - REPAIR, SANTORINI BLACK (820) \$	X	-				VPLDC0001PAB
1	PAINT - STONE PECK RESIST - REPAIR, GALWAY GREEN (821) \$	X	-				VPLDC0001HAC
1	PAINT - STONE PECK RESIST - REPAIR, IZMIR BLUE (920) \$	X	-				LR005729
1	PAINT - STONE PECK RESIST - REPAIR, ORKNEY GREY (949) \$	X	-				VPLDC0004LJZ
1	PAINT - STONE PECK RESIST - REPAIR, FUJI WHITE (867) \$	X	-				VPLDC0004NER
1	PAINT - STONE PECK RESIST - REPAIR, FIRENZE RED (868) \$	X	-				VPLDC0004CAH
1	PAINT - STONE PECK RESIST - REPAIR, INDUS SILVER (863) \$	X	-				VPLDC0004MEN
1	PAINT - STONE PECK RESIST - REPAIR, AINTREE GREEN (866) \$	X	-				VPLDC0004HGY
1	PAINT - STONE PECK RESIST - REPAIR, BOURNVILLE (822) \$	X	-				VPLDC0004AAD
1	PAINT - STONE PECK RESIST - REPAIR, BALI BLUE (823) \$	X	-				VPLDC0004JBL
2	PAINT - STONE PECK RESIST - REPAIR, RIMINI RED (889) \$	X	-				VEP501740CBK

➤ See following page

With compliments from ,  
Catalogue: Defender 2007-  
Section: M01.020 PAINT (FROM (V)7A000001)

---



AHTXAA1A

© 2004 - 2012 Infomedia Ltd and its licensors.

➤ Continued

2	PAINT - STONE PECK RESIST - REPAIR, TANGIERS ORANGE (761) \$	X	-					LR005716
2	PAINT - STONE PECK RESIST - REPAIR, KESWICK GREEN (799) \$	X	-					VEP501740HFU
2	PAINT - STONE PECK RESIST - REPAIR, TONGA GREEN (904) \$	X	-					VEP501740HFX
2	PAINT - STONE PECK RESIST - REPAIR, CAIRNS BLUE (849) \$	X	-					VEP501740JEU
2	PAINT - STONE PECK RESIST - REPAIR, TAMAR BLUE (817) \$	X	-					LR005703
2	PAINT - STONE PECK RESIST - REPAIR, STORNOWAY GREY (907) \$	X	-					VEP501740LEL
2	PAINT - STONE PECK RESIST - REPAIR, ZERMATT SILVER (798) \$	X	-					VEP501740MBK
2	PAINT - STONE PECK RESIST - REPAIR, CHAWTON WHITE SOLID \$	X	-					STC3828VA
2	PAINT - STONE PECK RESIST - REPAIR, ALASKA WHITE (909) \$	X	-					LR005710
2	PAINT - STONE PECK RESIST - REPAIR, JAVA BLACK \$	X	-					LR005714
2	PAINT - STONE PECK RESIST - REPAIR, BISCAY BLUE (913) \$	X	-					VPLDC0002JGL
2	PAINT - STONE PECK RESIST - REPAIR, MARTINIQUE BLUE (850) \$	X	-					VPLDC0002JZX
2	PAINT - STONE PECK RESIST - REPAIR, GALWAY GREEN (821) \$	X	-					VPLDC0003HAC
2	PAINT - STONE PECK RESIST - REPAIR, IZMIR BLUE (920) \$	X	-					LR005707
2	PAINT - STONE PECK RESIST - REPAIR, ORKNEY GREY (949) \$	X	-					VPLDC0003LJZ
2	PAINT - STONE PECK RESIST - REPAIR, FUJI WHITE (867) \$	X	-					VPLDC0003NER
2	PAINT - STONE PECK RESIST - REPAIR, FIRENZE RED (868) \$	X	-					VPLDC0003CAH
2	PAINT - STONE PECK RESIST - REPAIR, INDUS SILVER (863) \$	X	-					VPLDC0003MEN
2	PAINT - STONE PECK RESIST - REPAIR, AINTREE GREEN (866) \$	X	-					VPLDC0003HGY
2	PAINT - STONE PECK RESIST - REPAIR, BOURNVILLE (822) \$	X	-					VPLDC0003AAD
2	PAINT - STONE PECK RESIST - REPAIR, BALI BLUE (823) \$	X	-					VPLDC0003JBL

Page left blank





With compliments from ,  
Catalogue: Defender 2007-  
Section: GRAPHIC INDEX

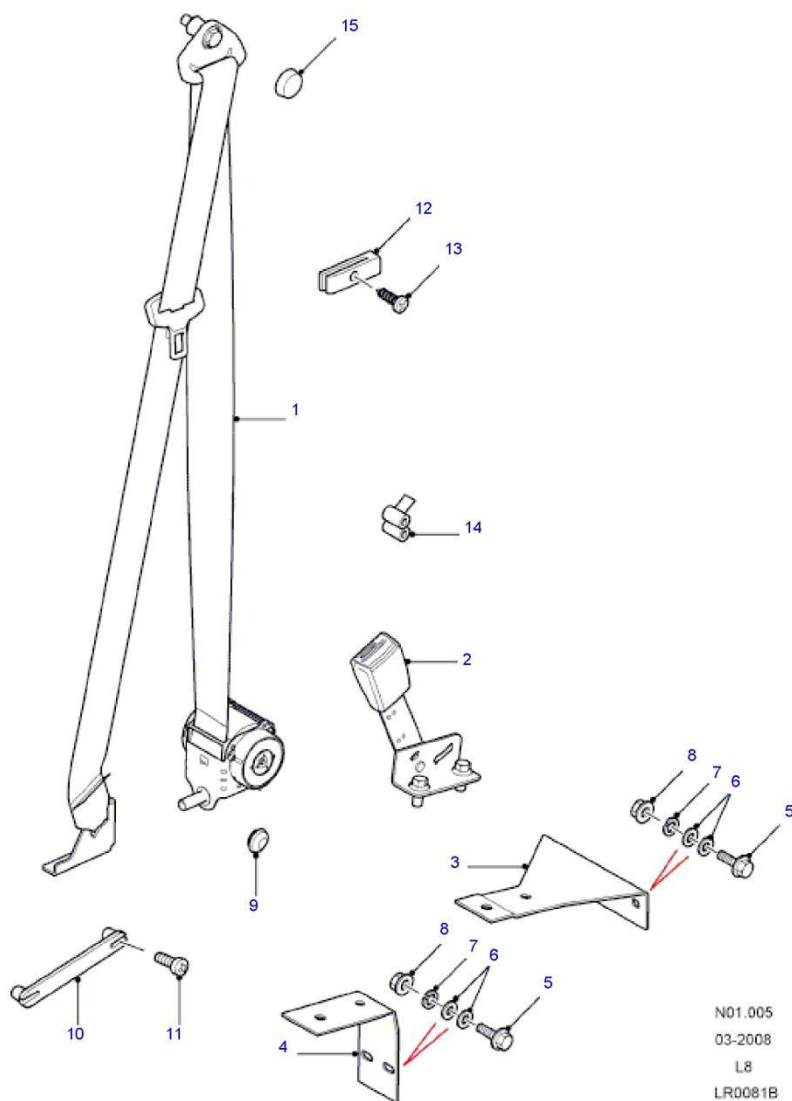
---



With compliments from ,

Catalogue: Defender 2007-

Section: N01.005 FRONT SEAT BELTS (STATION WAGON - 5 DOOR, '110" WHEELBASE' FROM (V)7A000001 OR STATION WAGON UTILITY - 5 DOOR, '110" WHEELBASE' FROM (V)7A000001 OR CREW CAB PICK UP, '110" WHEELBASE' FROM (V)7A000001 OR CHASSIS CREW CAB, '130" WHEELBASE' FROM (V)7A000001 OR CREW CAB HCPU, '130" WHEELBASE' FROM (V)7A000001)



N01.005  
03-2008  
L8  
LR0081B

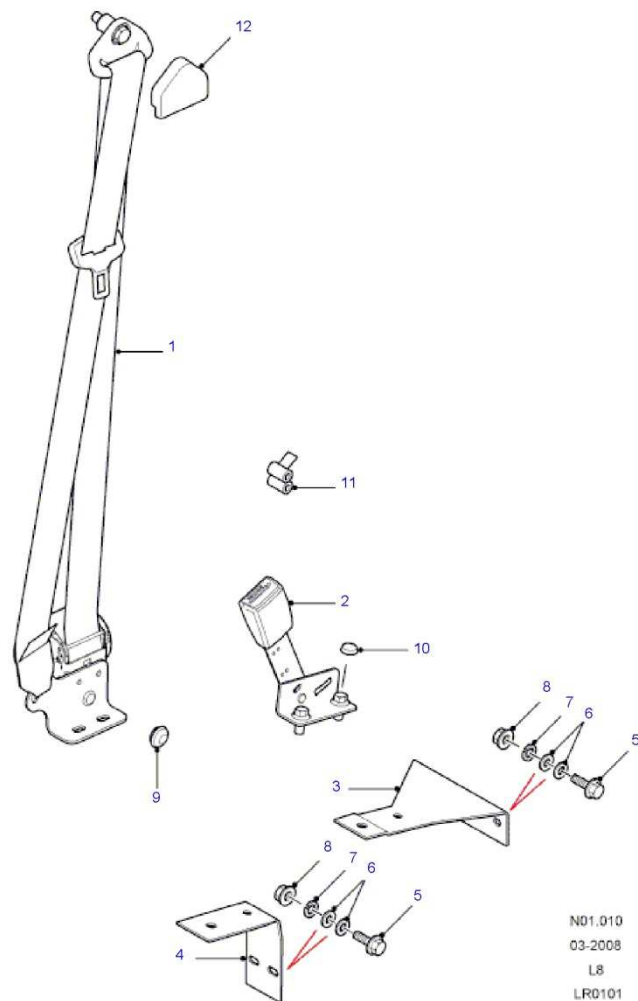


Callout	Description	Qty	OSI	From	To	E	Number
1	BELT, RH \$	1	-				EV8500820PMA
1	BELT, LH \$	1	-				EV8500830PMA
2	BUCKLE - SEAT BELT, RH \$	1	-				EVL501080PMA
2	BUCKLE - SEAT BELT, LH, LESS SEAT BELT WARNING LIGHT/CHIME \$	1	-				EVL501090PMA
2	BUCKLE - SEAT BELT, LH, WITH SEAT BELT WARNING BUZZER/LAMP \$	1	-				EV8500990PMA
3	BRACKET, RH, CREW CAB PICK UP, '110" WHEELBASE' \$	1	-				EWQ500080
3	BRACKET, LH, CREW CAB PICK UP, '110" WHEELBASE' \$	1	-				EWQ500090
4	BRACKET, RH, ('110" WHEELBASE' OR '130" WHEELBASE') \$	1	-				EWQ500040
4	BRACKET, LH, ('110" WHEELBASE' OR '130" WHEELBASE') \$	1	-				EWQ500050
5	BOLT, M8 X 25, FLANGED HEAD \$	4	Y				FS108257L
6	WASHER, M8, LARGE \$	8	Y				WJ108001
7	WASHER, M8, SPRUNG \$	4	-				WL108007L
8	NUT - HEX., M8, HEXAGONAL HEAD \$	4	-				NH108041L
9	CAP \$	2	-				BTR1884PMA
10	CLIP \$	2	-				EW0000010
11	SCREW, SELF TAPPING, NO 10 X 5 X 8, ON SEAT BASE \$	4	-				AB610055L
12	CLIP-REAR SEAT BELT STOWAGE, BLACK, (STATION WAGON - 5 DOOR, '110" WHEELBASE' OR CREW CAB PICK UP, '110" WHEELBASE') \$	2	-				MWC1055PMA
13	SCREW, LONG, (STATION WAGON - 5 DOOR, '110" WHEELBASE' OR CREW CAB PICK UP, '110" WHEELBASE') \$	2	Y				AC606044
14	SPACER, STATION WAGON - 5 DOOR, '110" WHEELBASE' \$	2	-				KVX000020
15	CAP \$	2	-				BTR1884PMA

With compliments from ,

Catalogue: Defender 2007-

Section: N01.010 FRONT SEAT BELTS (HARD TOP, '90" WHEELBASE' FROM (V)7A000001 OR PICK UP, '90" WHEELBASE' FROM (V)7A000001 OR STATION WAGON - 3 DOOR, '90" WHEELBASE' FROM (V)7A000001 OR CHASSIS CAB, '110" WHEELBASE' FROM (V)7A000001 OR PICK UP, '110" WHEELBASE' FROM (V)7A000001 OR HIGH CAPACITY PICK UP, '110" WHEELBASE' FROM (V)7A000001 OR HARD TOP, '110" WHEELBASE' FROM (V)7A000001 OR CHASSIS CAB, '130" WHEELBASE' FROM (V)7A000001 OR SOFT TOP, '90" WHEELBASE' FROM (V)7A000001 OR SOFT TOP, '110" WHEELBASE' FROM (V)7A000001)



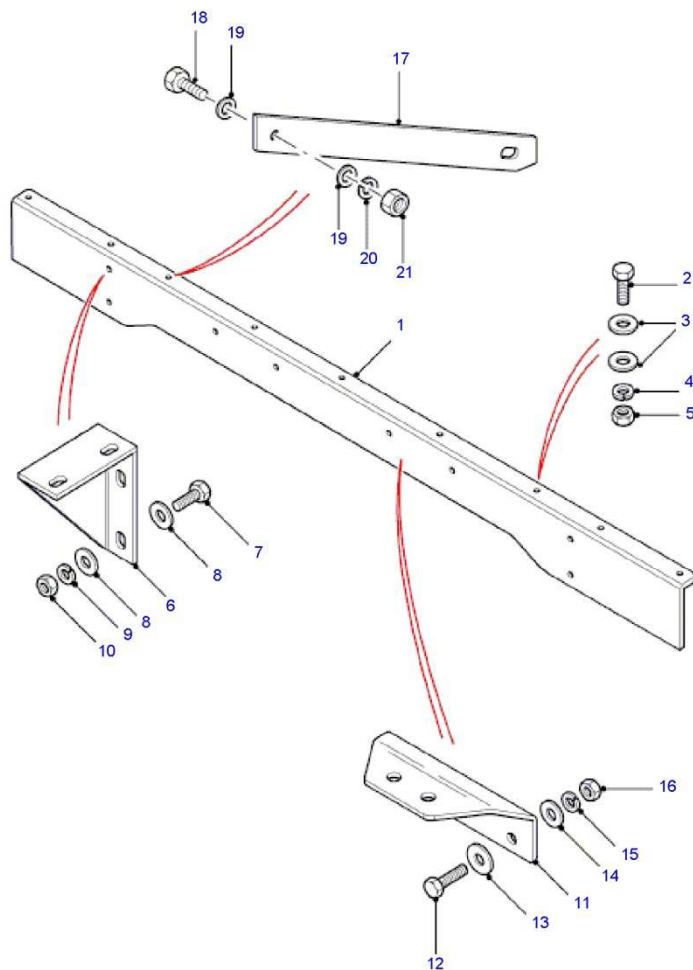
N01.010  
03-2008  
L8  
LR0101

Callout	Description	Qty	DSI	From	To	E	Number
1	BELT, RH \$	1	-				EV8500820PMA
1	BELT, LH \$	1	-				EV8500830PMA
2	BUCKLE - SEAT BELT, RH \$	1	-				EVL501080PMA
2	BUCKLE - SEAT BELT, LH, LESS SEAT BELT WARNING LIGHT/CHIME \$	1	-				EVL501090PMA
2	BUCKLE - SEAT BELT, LH, WITH SEAT BELT WARNING BUZZER/LAMP \$	1	-				EV8500990PMA
3	BRACKET, RH, CREW CAB PICK UP, '110" WHEELBASE' \$	1	-				EWQ500080
3	BRACKET, LH, CREW CAB PICK UP, '110" WHEELBASE' \$	1	-				EWQ500090
4	BRACKET, RH, ('110" WHEELBASE' OR '130" WHEELBASE') \$	1	-				EWQ500040
4	BRACKET, LH, ('110" WHEELBASE' OR '130" WHEELBASE') \$	1	-				EWQ500050
5	BOLT, M8 X 25, FLANGED HEAD \$	4	Y				FS108257L
6	WASHER, M8, LARGE \$	8	Y				WJ108001
7	WASHER, M8, SPRUNG \$	4	-				WL108007L
8	NUT - HEX., M8, HEXAGONAL HEAD \$	4	-				NH108041L
9	CAP \$	2	-				BTR1884PMA
10	CLIP \$	2	-				EW000010
11	SCREW, SELF TAPPING, NO 10 X 5 X 8, ON SEAT BASE \$	4	-				AB610055L
12	CLIP-REAR SEAT BELT STOWAGE, BLACK, (STATION WAGON - 5 DOOR, '110" WHEELBASE' OR CREW CAB PICK UP, '110" WHEELBASE') \$	2	-				MWC1055PMA
13	SCREW, LONG, (STATION WAGON - 5 DOOR, '110" WHEELBASE' OR CREW CAB PICK UP, '110" WHEELBASE') \$	2	Y				AC606044
14	SPACER, STATION WAGON - 5 DOOR, '110" WHEELBASE' \$	2	-				KVX000020
15	CAP \$	2	-				BTR1884PMA

With compliments from ,

Catalogue: Defender 2007-

Section: N01.015 FRONT SEAT - CAB BASE ANCHORAGE (CHASSIS CAB, '110" WHEELBASE' FROM (V)7A000001 OR HIGH CAPACITY PICK UP, '110" WHEELBASE' FROM (V)7A000001 OR CHASSIS CREW CAB, '130" WHEELBASE' FROM (V)7A000001 OR CREW CAB HCPU, '130" WHEELBASE' FROM (V)7A000001 OR CHASSIS CAB, '130" WHEELBASE' FROM (V)7A000001)



N01.015  
08-2009  
L8  
LR0091A

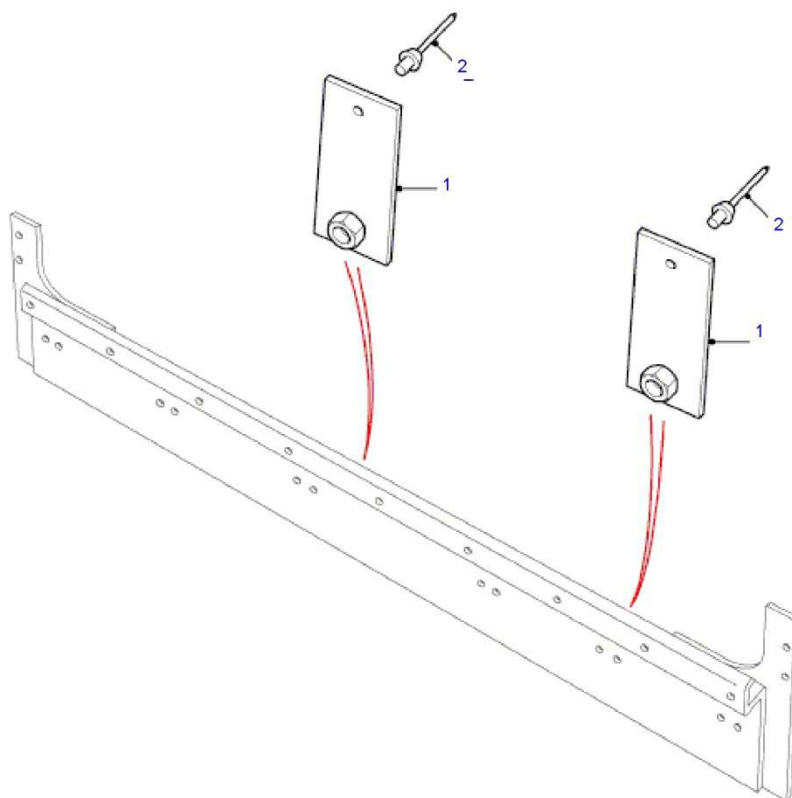
© 2004 - 2012 Infomedia Ltd and its licensors.

Callout	Description	Qty	OSI	From	To	E	Number
1	REINFORCEMENT \$	1	-		(V)8A777776		MTC3042
1	REINFORCEMENT \$	1	-	(V)8A777777			LR010528
2	SCREW, M8 X 25, FLANGED HEAD \$	9	Y				FS108257L
3	WASHER, M8 \$	18	-				WC108051L
4	WASHER, M8, SPRUNG \$	9	-				WL108007L
5	NUT - HEX., M8, FLANGE \$	9	-				FN108046
6	BRACKET, LH \$	1	-				MTC3051
6	BRACKET, RH \$	1	-				MTC3052
7	SCREW, M8 X 30MM, FLANGED HEAD \$	2	Y				FS108307L
8	WASHER, M8 \$	8	-				WC108051L
9	WASHER, M8, SPRUNG \$	4	-				WL108007L
10	NUT - HEX., M8, FLANGE \$	4	-				FN108046
11	BRACKET ASSEMBLY-HARNESS, (CHASSIS CREW CAB, '130" WHEELBASE' OR CREW CAB HCPU, '130" WHEELBASE') \$	2	-				395252
12	SCREW, M8 X 25, FLANGED HEAD, CHASSIS CREW CAB, '130" WHEELBASE' \$	4	Y				FS108257L
13	WASHER, M8, (CHASSIS CREW CAB, '130" WHEELBASE' OR CREW CAB HCPU, '130" WHEELBASE') \$	4	-				AFU1079
14	WASHER, M8, (CHASSIS CREW CAB, '130" WHEELBASE' OR CREW CAB HCPU, '130" WHEELBASE') \$	4	-				WC108051L
15	WASHER, M8, SPRUNG, (CHASSIS CREW CAB, '130" WHEELBASE' OR CREW CAB HCPU, '130" WHEELBASE') \$	4	-				WL108007L
16	NUT - HEX., M8, FLANGE, (CHASSIS CREW CAB, '130" WHEELBASE' OR CREW CAB HCPU, '130" WHEELBASE') \$	4	-				FN108046
17	BAR-TIE-BENT FORGING, (CHASSIS CAB, '110" WHEELBASE' OR HIGH CAPACITY PICK UP, '110" WHEELBASE') \$	2	-				ASR2436
18	SCREW, M8 X 25, FLANGED HEAD, (CHASSIS CAB, '110" WHEELBASE' OR HIGH CAPACITY PICK UP, '110" WHEELBASE') \$	4	Y				FS108257L
19	WASHER, M8, (CHASSIS CAB, '110" WHEELBASE' OR HIGH CAPACITY PICK UP, '110" WHEELBASE') \$	8	-				WC108051L
20	WASHER, M8, SPRUNG, (CHASSIS CAB, '110" WHEELBASE' OR HIGH CAPACITY PICK UP, '110" WHEELBASE') \$	4	-				WL108002
21	NUT - HEX., M8, FLANGE, (CHASSIS CAB, '110" WHEELBASE' OR HIGH CAPACITY PICK UP, '110" WHEELBASE') \$	4	-				FN108046

With compliments from ,

Catalogue: Defender 2007-

Section: N01.020 FRONT SEATS-CAB BASE ANCHORAGE-STATION WAGON (CHASSIS CREW CAB, '130" WHEELBASE' FROM (V)7A000001 OR CREW CAB PICK UP, '110" WHEELBASE' FROM (V)7A000001 OR STATION WAGON - 5 DOOR, '110" WHEELBASE' FROM (V)7A000001 OR CREW CAB HCPU, '130" WHEELBASE' FROM (V)7A000001)



N01.020  
01-2007  
L8  
LR0073

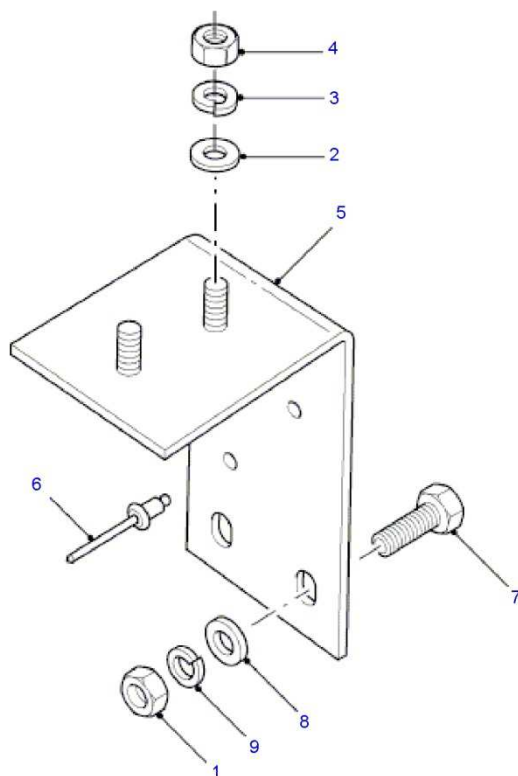
© 2004 - 2012 Infomedia Ltd and its licensors.

Callout	Description	Qty	DSI	From	To	E	Number
1	NUT PLATE \$	2	-				AHR710310
2	RIVET, '3/16" X 0.575" LNG' \$	2	-				RU612373L

With compliments from ,

Catalogue: Defender 2007-

Section: N01.025 FRONT SEATS-INERTIA REEL MOUNTING (FROM (V)7A000001)



N01.025  
08-2007  
L8  
LR0092

© 2004 - 2012 Infomedia Ltd and its licensors.



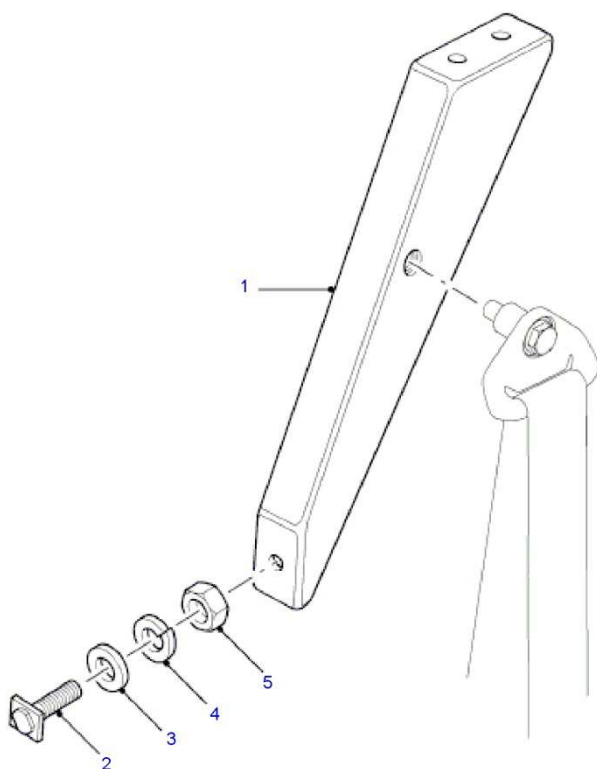
Callout	Description	Qty	OSI	From	To	E	Number
1	NUT - HEX., M8, FLANGE, BRACKET TO BULKHEAD \$	4	-				FN108046
2	WASHER, M8 \$	4	-				WC108051L
3	WASHER, M8, SPRUNG \$	4	-				WL108007L
4	NUT - HEX., M8, FLANGE, BRACKET TO BRACKET \$	4	-				FN108046
5	BRACKET, TO BULKHEAD \$	2	-		(V)CA455554		ADU710080
5	BRACKET, TO BULKHEAD \$	2	-	(V)CA455555			LR040107
6	RIVET, '3/16" X 0.575"LNG' \$	4	-				RU612373L
7	SCREW, M8 X 25, FLANGED HEAD, BRACKET TO BULKHEAD \$	4	Y				FS108257L
8	WASHER, 8MM \$	4	-				WA108056
9	WASHER, M8, SPRUNG \$	4	-				WL108007L

With compliments from ,

Catalogue: Defender 2007-

Section: N01.030 FRONT SEATS-SHOULDER ANCHORAGE (STATION WAGON - 3 DOOR,  
'90" WHEELBASE' FROM (V)7A000001 OR HARD TOP, '90" WHEELBASE' FROM (V)7A000001 OR HARD  
TOP, '110" WHEELBASE' FROM (V)7A000001)

---



N01.030

08-2007

L8

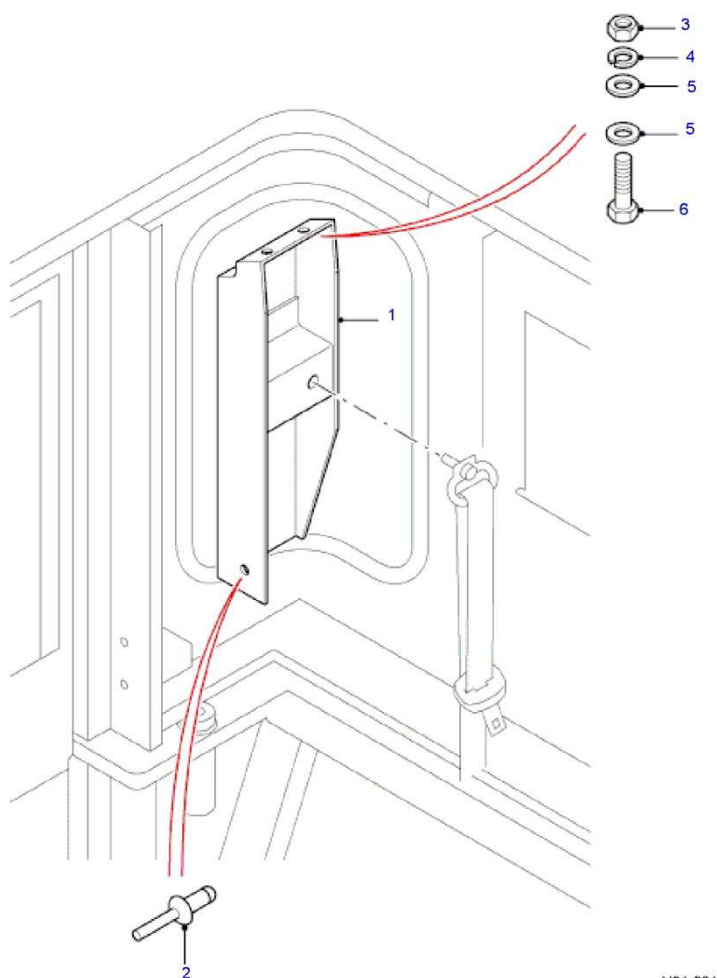
LR0093

Callout	Description	Qty	OSI	From	To	E	Number
1	BRACKET, RH \$	1	Y		(V)7A749168		<del>ADU710060</del>
1	BRACKET, RH \$	1	-	(V)7A749169			ADU710100
1	BRACKET, LH \$	1	-				ADU710110
2	BOLT \$	2	-				MRC7626
3	WASHER, M6 \$	2	-				WB106041L
4	WASHER, M6, SPRUNG \$	2	-				WL106002
5	NUT - HEX., M6, HEXAGONAL HEAD, NYLOC \$	2	-				FY106046

With compliments from ,

Catalogue: Defender 2007-

Section: N01.031 FRONT SEATS-SHOULDER & SEATBASE ANCHORAGE-TRUCK CAB (PICK UP, '90" WHEELBASE' FROM (V)7A000001 OR PICK UP, '110" WHEELBASE' FROM (V)7A000001 OR CHASSIS CAB, '110" WHEELBASE' FROM (V)7A000001 OR HIGH CAPACITY PICK UP, '110" WHEELBASE' FROM (V)7A000001 OR CREW CAB PICK UP, '110" WHEELBASE' FROM (V)7A000001 OR '130" WHEELBASE' FROM (V)7A000001)



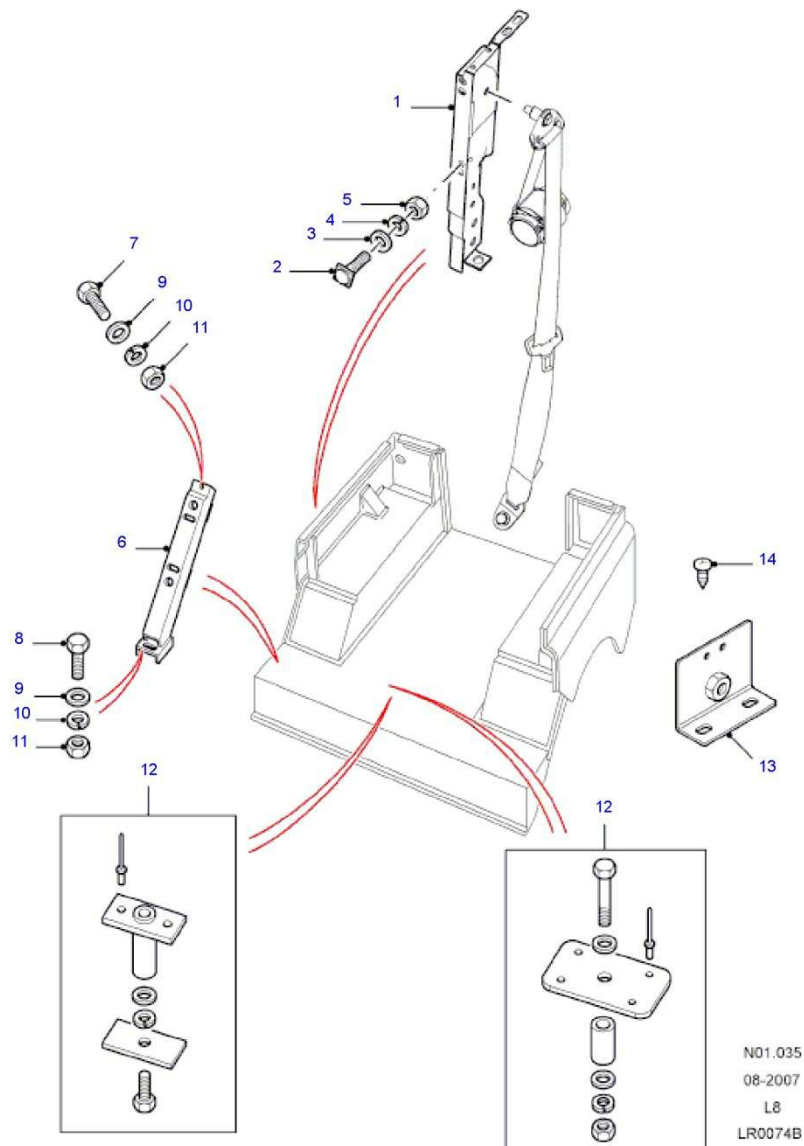
N01.031  
09-2007  
L8  
LR0096

Callout	Description	Qty	OSI	From	To	E	Number
1	BRACKET-REAR SEAT BELT ANCHORAGE, RH, UPPER \$	1	-				MRC9362
1	BRACKET-REAR SEAT BELT ANCHORAGE, UPPER, LH \$	1	-				MRC9361
2	MONOBOLT \$	24	-				AFU1298
3	NUT - HEX., M6, HEXAGONAL HEAD, NYLOC \$	4	-				FY106046
4	WASHER, M6, SPRUNG \$	4	-				WL106002
5	WASHER, M6, PLAIN \$	8	-				WA106042
6	BOLT - HEX.HEAD, M6X20, FLANGED HEAD \$	4	-				FS106206

With compliments from ,

Catalogue: Defender 2007-

Section: N01.035 REAR FORWARD FACING SEATS (STATION WAGON - 5 DOOR, '110" WHEELBASE'  
FROM (V)7A000001 OR CREW CAB PICK UP, '110" WHEELBASE' FROM (V)7A000001 OR STATION WAGON  
UTILITY - 5 DOOR, '110" WHEELBASE' FROM (V)7A000001)

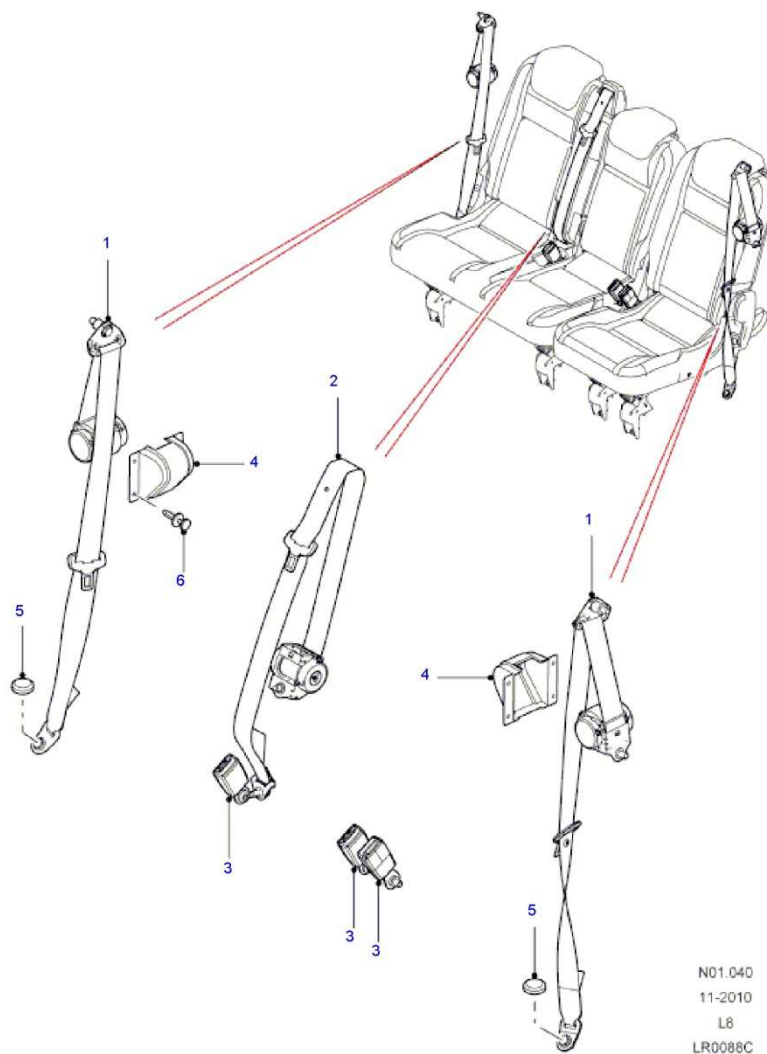


Callout	Description	Qty	OSI	From	To	E	Number
1	BRACKET-REAR SEAT BELT ANCHORAGE, RH, UPPER, STATION WAGON - 5 DOOR, '110" WHEELBASE' \$	1	-		(V)7A748537		EWY500060
1	BRACKET-REAR SEAT BELT ANCHORAGE, RH, UPPER, STATION WAGON - 5 DOOR, '110" WHEELBASE' \$	1	Y	(V)7A748538	(V)7A751936		EWY500100
1	BRACKET-REAR SEAT BELT ANCHORAGE, RH, UPPER, STATION WAGON - 5 DOOR, '110" WHEELBASE' \$	1	Y	(V)7A751937	(V)9A777776		EWY500140
1	BRACKET-REAR SEAT BELT ANCHORAGE, RH, UPPER, STATION WAGON - 5 DOOR, '110" WHEELBASE' \$	1	-	(V)9A777777			LR012450
1	BRACKET-REAR SEAT BELT ANCHORAGE, UPPER, LH, STATION WAGON - 5 DOOR, '110" WHEELBASE' \$	1	-		(V)7A748537		EWY500070
1	BRACKET-REAR SEAT BELT ANCHORAGE, UPPER, LH, STATION WAGON - 5 DOOR, '110" WHEELBASE' \$	1	Y	(V)7A748538	(V)7A751936		EWY500110
1	BRACKET-REAR SEAT BELT ANCHORAGE, UPPER, LH, STATION WAGON - 5 DOOR, '110" WHEELBASE' \$	1	Y	(V)7A751937	(V)9A777776		EWY500150
1	BRACKET-REAR SEAT BELT ANCHORAGE, UPPER, LH, STATION WAGON - 5 DOOR, '110" WHEELBASE' \$	1	-	(V)9A777777			LR012451
2	BOLT, (STATION WAGON - 5 DOOR OR '110" WHEELBASE') \$	2	-				MRC7626
3	WASHER, M6, STATION WAGON - 5 DOOR, '110" WHEELBASE' \$	2	-				WB106041L
4	WASHER, M6, SPRUNG, STATION WAGON - 5 DOOR, '110" WHEELBASE' \$	2	-				WL106002
5	NUT - HEX., M6, HEXAGONAL HEAD, NYLOC, STATION WAGON - 5 DOOR, '110" WHEELBASE' \$	2	-				FY106046
6	BRACKET-REAR SEAT BELT ANCHORAGE, TO WHEELARCH \$	2	-				347844
7	SCREW, UPPER \$	2	-				SH605071L
8	SCREW, HEXAGONAL HEAD, 5/16UNF X 1 \$	2	-				SH605081L
9	WASHER-PLAIN \$	4	-				3830L
10	WASHER-SPRING, '5/16"' \$	4	-				WM600051L
11	NUT - HEX., HEXAGONAL HEAD, 5/16UNF \$	4	-				NH605041L
12	KIT-SEAT BELT FIXING \$	1	-				RTC6065
13	BRACKET, SEAT BELT RETRACTOR, CREW CAB PICK UP, '110" WHEELBASE' \$	2	-				APU710010
14	SCREW - SELF-TAPPING, CREW CAB PICK UP, '110" WHEELBASE' \$	4	-				AC608044

With compliments from ,

Catalogue: Defender 2007-

Section: N01.040 REAR SEAT BELTS (STATION WAGON - 5 DOOR, '110" WHEELBASE', WITH 5 SEAT CONFIGURATION FROM (V)7A000001 OR STATION WAGON - 5 DOOR, '110" WHEELBASE', WITH 7 SEAT CONFIGURATION FROM (V)7A000001 OR CREW CAB PICK UP, '110" WHEELBASE' FROM (V)7A000001 OR CREW CAB HCPU, '130" WHEELBASE' FROM (V)7A000001 OR CHASSIS CREW CAB, '130" WHEELBASE' FROM (V)7A000001)



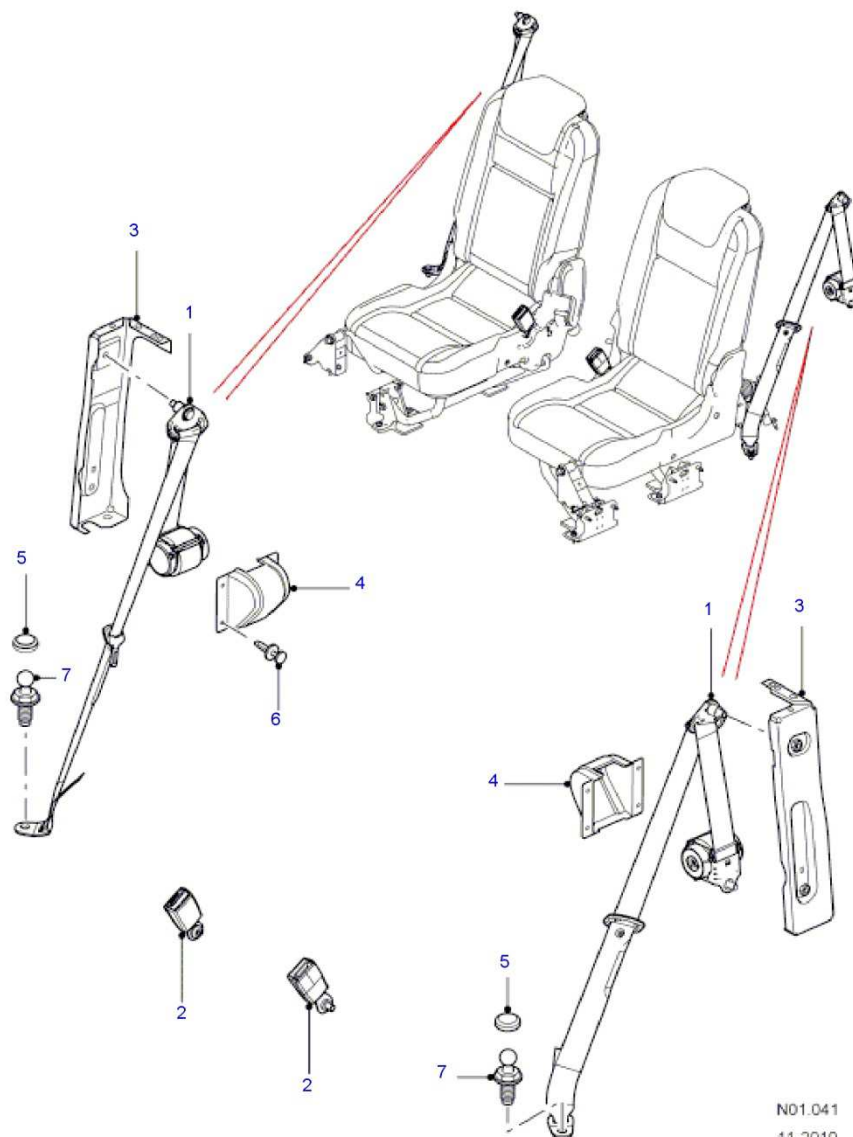


Callout	Description	Qty	OSI	From	To	E	Number
1	BELT, (STATION WAGON - 5 DOOR, '110" WHEELBASE', WITH 5 SEAT CONFIGURATION OR STATION WAGON - 5 DOOR, '110" WHEELBASE', WITH 7 SEAT CONFIGURATION) \$	2	-				EVL501580PMA
1	BELT, RH, CREW CAB PICK UP, '110" WHEELBASE' \$	1	-				EVL501600PMA
1	BELT, LH, CREW CAB PICK UP, '110" WHEELBASE' \$	1	-				EVL501610PMA
1	BELT, RH, (CREW CAB HCPU, '130" WHEELBASE' OR CHASSIS CREW CAB, '130" WHEELBASE') \$	1	-				EV8500860PMA
1	BELT, LH, (CREW CAB HCPU, '130" WHEELBASE' OR CHASSIS CREW CAB, '130" WHEELBASE') \$	1	-				EV8500870PMA
2	BELT, (CREW CAB PICK UP, '110" WHEELBASE' OR CREW CAB HCPU, '130" WHEELBASE' OR CHASSIS CREW CAB, '130" WHEELBASE') \$	1	-				EVL501520PMA
2	BELT, (STATION WAGON - 5 DOOR, '110" WHEELBASE', WITH 5 SEAT CONFIGURATION OR STATION WAGON - 5 DOOR, '110" WHEELBASE', WITH 7 SEAT CONFIGURATION) \$	1	-				EVL501530PMA
3	BUCKLE - SEAT BELT \$	3	-				EVL501100PMA
4	COVER \$	2	-				EVD500010
5	CAP \$	2	-				BTR1884PMA
6	RIVET - SPECIAL \$	8	-				DYQ100230

With compliments from ,

Catalogue: Defender 2007-

Section: N01.041 REAR SEAT BELTS (STATION WAGON - 3 DOOR, '90" WHEELBASE' FROM (V)7A000001  
OR STATION WAGON - 5 DOOR, '110" WHEELBASE', WITH 7 SEAT CONFIGURATION FROM (V)7A000001)



N01.041  
11-2010  
L8  
LR0089C

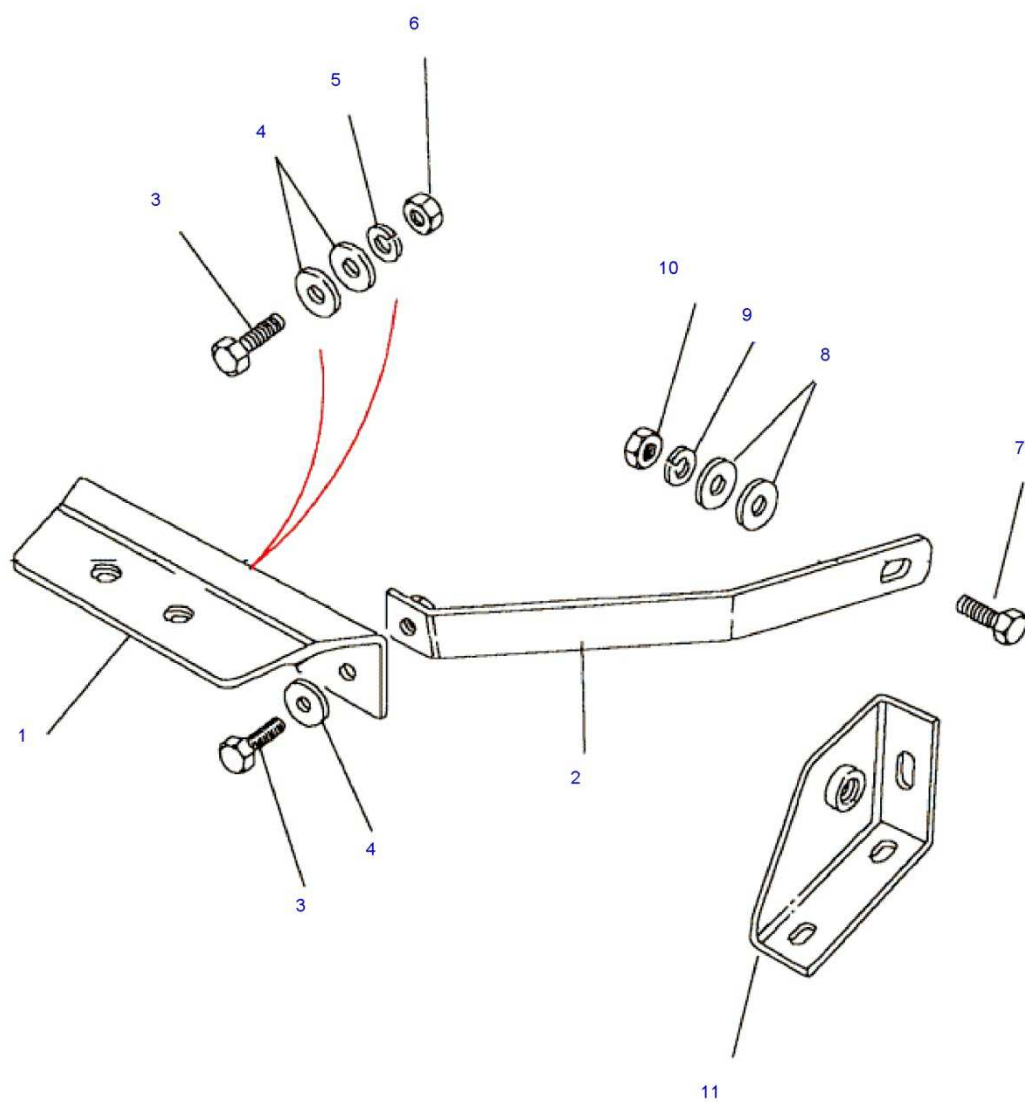
© 2004 - 2012 Infomedia Ltd and its licensors.

Callout	Description	Qty	OSI	From	To	E	Number
1	BELT \$	2	-				EVL501580PMA
2	BUCKLE - SEAT BELT \$	2	-				EVL501100PMA
3	BRACKET - SEAT BELT ANCHOR, RH \$	1	-				EWY500040
3	BRACKET - SEAT BELT ANCHOR, LH \$	1	-				EWY500050
4	COVER \$	2	-				EVD500010
5	CAP \$	2	-				BTR1884PMA
6	RIVET - SPECIAL \$	8	-				DYQ100230
7	STUD - DAMPER BALL \$	2	Y				BKF780010

With compliments from ,

Catalogue: Defender 2007-

Section: N01.045 SEAT BELT-FRONT SEATBASE ANCHORAGE-HARD & SOFT TOP (CREW CAB HCPU FROM (V)7A000001)



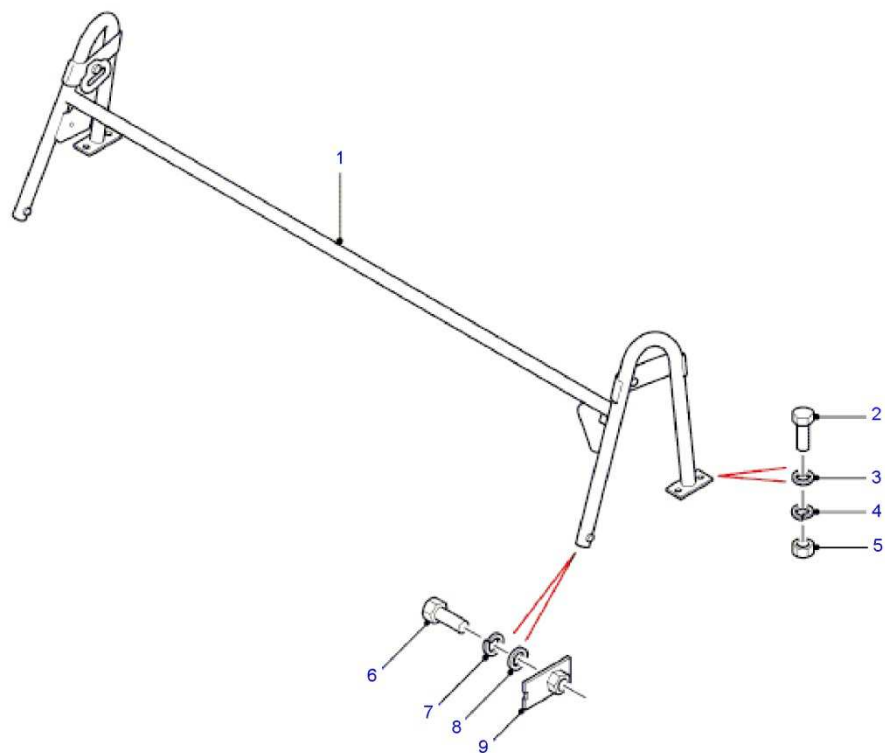
© 2004 - 2012 Infomedia Ltd and its licensors.

Callout	Description	Qty	OSI	From	To	E	Number
1	BRACKET ASSEMBLY-HARNESS \$	2	-				395252
2	BAR-TIE-BENT MACHINING, RH \$	1	Y		(V)7A599999		MRC4885
2	BAR-TIE-BENT MACHINING, RH \$	1	-	(V)7A600001			ABU710240
2	BAR-TIE-BENT MACHINING, LH \$	1	Y		(V)7A599999		MRC4886
2	BAR-TIE-BENT MACHINING, LH \$	1	-	(V)7A600001			ABU710250
3	BOLT, M8 X 35 \$	4	-				FB108071L
4	WASHER, M8 \$	6	-				AFU1079
5	WASHER, M8, SPRUNG \$	4	-				WL108007L
6	NUT - HEX., M8, FLANGE \$	2	-				FN108046
7	BOLT, M8 X 35 \$	4	-				FB108071L
8	WASHER, M8 \$	4	-				AFU1079
9	WASHER, M8, SPRUNG \$	2	-				WL108007L
10	NUT - HEX., M8, FLANGE \$	2	-				FN108046
11	GUSSET-SEAT BELT REINFORCEMENT, RH \$	1	-				345100
11	GUSSET-SEAT BELT REINFORCEMENT, LH \$	1	-				345101

With compliments from ,

Catalogue: Defender 2007-

Section: N01.050 SOFT TOP FRONT SEAT ANCHORAGE RAIL (SOFT TOP FROM (V)7A000001)



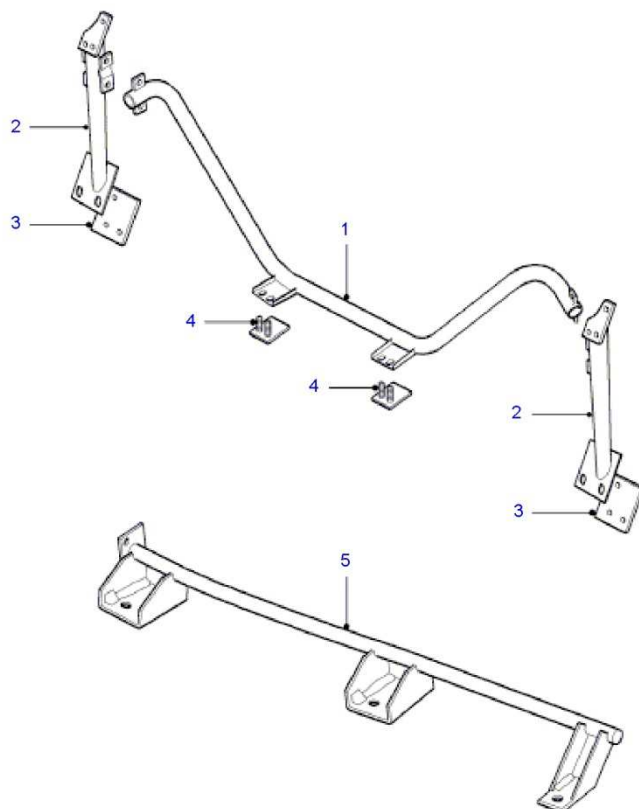
N01.050  
06-2008  
L8  
LR0103

Callout	Description	Qty	OSI	From	To	E	Number
1	RAIL-ANCHORAGE-S/HARNESS \$	1	Y		(V)BA400178		EWQ500110
1	RAIL-ANCHORAGE-S/HARNESS \$	1	-	(V)BA400179			LR029312
2	SCREW, M8 X 25, FLANGED HEAD \$	4	Y				FS108257L
3	WASHER, 8MM \$	4	-				WA108056
4	WASHER, M8, SPRUNG \$	4	-				WL108002
5	NUT - HEX., M8, FLANGE \$	4	-				FN108046
6	SCREW, HEXAGONAL HEAD, M10 X 20 \$	2	-				SH110201L
7	WASHER, M10 \$	2	-				WL110001L
8	WASHER, M10 \$	2	-				WA110066
9	NUT PLATE \$	2	-				AHR710270

With compliments from ,

Catalogue: Defender 2007-

Section: N01.055 ANCHORAGE - REAR SEATS (LESS BULKHEAD FROM (V)7A000001)



N01.015  
12-2005  
L1  
LR0072

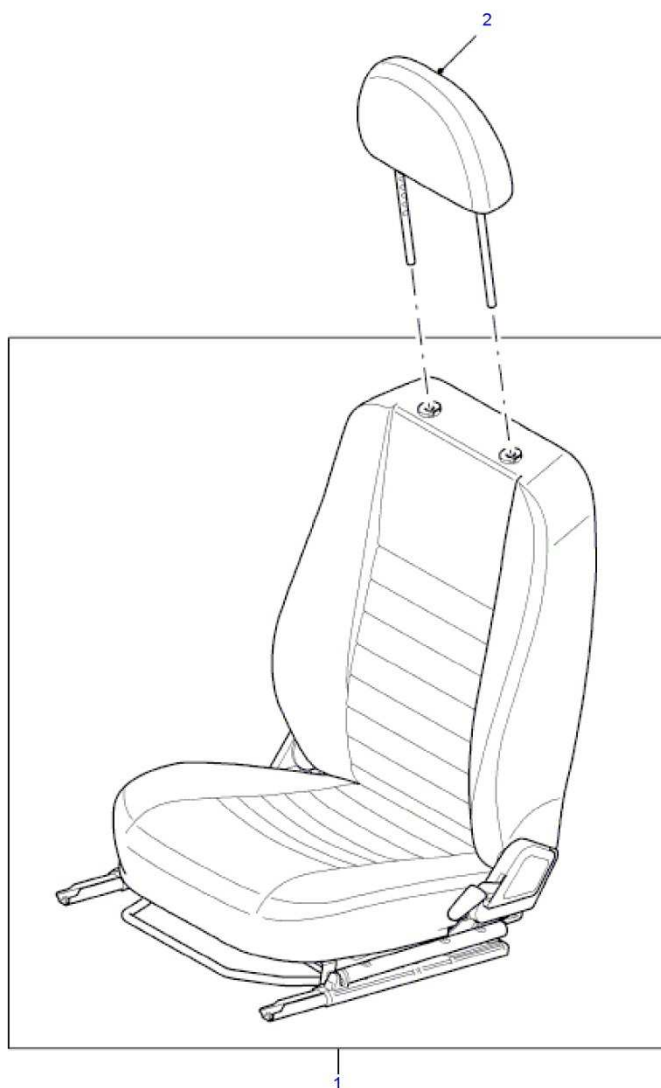


Callout	Description	Qty	OSI	From	To	E	Number
1	TUBE, INNER, LESS BULKHEAD \$	1	-				STC4589
2	BRACKET - SUPPORT, TOP, LH, LESS BULKHEAD \$	1	-				STC4592
2	BRACKET - SUPPORT, TOP, RH, LESS BULKHEAD \$	1	-				STC4593
3	PLATE - REINFORCEMENT, LH, LESS BULKHEAD \$	1	Y				STC4590
3	PLATE - REINFORCEMENT, RH, LESS BULKHEAD \$	1	-				STC4591
4	STUD PLATE, LESS BULKHEAD \$	1	Y				STC4594
5	TUBE, LH, LESS BULKHEAD \$	1	-				STC4587
5	TUBE, RH, LESS BULKHEAD \$	1	-				STC4588

With compliments from ,

Catalogue: Defender 2007-

Section: N02.005 FRONT SEAT - WITH HEADRESTRAINT (WITH PASSENGERS SEAT MAP POCKET,  
DEFENDER CLOTH BLACK FROM (V)7A000001 OR WITH PASSENGERS SEAT MAP POCKET,  
COUNTY (GREY) VINYL FROM (V)7A000001)



N02.005  
01-2007  
L8  
LR0075

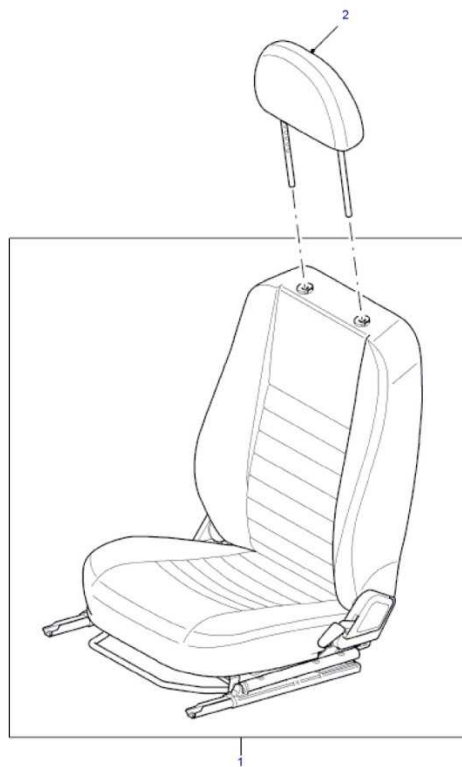
Callout	Description	Qty	OSI	From	To	E	Number
1	SEAT, RH, RHD, LESS SEAT TEMPERATURE CONTROL, DEFENDER CLOTH BLACK \$	1	-		(V)BA999999		HAD503440PVJ
1	SEAT, LH, LHD, LESS SEAT TEMPERATURE CONTROL, DEFENDER CLOTH BLACK \$	1	-		(V)BA999999		HAD503450PVJ
1	SEAT, RH, LHD, LESS SEAT TEMPERATURE CONTROL, DEFENDER CLOTH BLACK \$	1	-		(V)BA999999		HAD503460PVJ
1	SEAT, LH, RHD, LESS SEAT TEMPERATURE CONTROL, DEFENDER CLOTH BLACK \$	1	-		(V)BA999999		HAD503470PVJ
1	SEAT, RH, RHD, HEATED SEATS - DRIVERS/PASSENGERS, DEFENDER CLOTH BLACK \$	1	-		(V)BA999999		HAD503500PVJ
1	SEAT, LH, LHD, HEATED SEATS - DRIVERS/PASSENGERS, DEFENDER CLOTH BLACK \$	1	-		(V)BA999999		HAD503510PVJ
1	SEAT, RH, LHD, HEATED SEATS - DRIVERS/PASSENGERS, DEFENDER CLOTH BLACK \$	1	-		(V)BA999999		HAD503520PVJ
1	SEAT, LH, RHD, HEATED SEATS - DRIVERS/PASSENGERS, DEFENDER CLOTH BLACK \$	1	-		(V)BA999999		HAD503530PVJ
1	SEAT, RH, RHD, LESS SEAT TEMPERATURE CONTROL, COUNTY (GREY) VINYL \$	1	-		(V)CA444443		HAD503900RPI
1	SEAT, RH, RHD, LESS SEAT TEMPERATURE CONTROL, COUNTY (GREY) VINYL \$	1	-	(V)CA444444			LR045300
1	SEAT, LH, LHD, LESS SEAT TEMPERATURE CONTROL, COUNTY (GREY) VINYL \$	1	-		(V)CA444443		HAD503910RPI
1	SEAT, LH, LHD, LESS SEAT TEMPERATURE CONTROL, COUNTY (GREY) VINYL \$	1	-	(V)CA444444			LR045301
1	SEAT, LH, LHD, LESS SEAT TEMPERATURE CONTROL, COUNTY (GREY) VINYL \$	1	-		(V)CA444443		HAD503910RPI
1	SEAT, LH, LHD, LESS SEAT TEMPERATURE CONTROL, COUNTY (GREY) VINYL \$	1	-	(V)CA444444			LR045301
1	SEAT, RH, LHD, LESS SEAT TEMPERATURE CONTROL, COUNTY (GREY) VINYL \$	1	-		(V)CA444443		HAD503920RPI
1	SEAT, RH, LHD, LESS SEAT TEMPERATURE CONTROL, COUNTY (GREY) VINYL \$	1	-	(V)CA444444			LR045302
1	SEAT, LH, RHD, LESS SEAT TEMPERATURE CONTROL, COUNTY (GREY) VINYL \$	1	-		(V)CA444443		HAD503930RPI
1	SEAT, LH, RHD, LESS SEAT TEMPERATURE CONTROL, COUNTY (GREY) VINYL \$	1	-	(V)CA444444			LR045304
1	SEAT, RH, RHD, HEATED SEATS - DRIVERS/PASSENGERS, COUNTY (GREY) VINYL \$	1	-		(V)CA444443		HAD503960RPI
1	SEAT, RH, RHD, HEATED SEATS - DRIVERS/PASSENGERS, COUNTY (GREY) VINYL \$	1	-	(V)CA444444			LR045305
1	SEAT, LH, RHD, HEATED SEATS - DRIVERS/PASSENGERS, COUNTY (GREY) VINYL \$	1	-		(V)CA444443		HAD503970RPI
1	SEAT, LH, RHD, HEATED SEATS - DRIVERS/PASSENGERS, COUNTY (GREY) VINYL \$	1	-	(V)CA444444			LR045306
1	SEAT, RH, LHD, HEATED SEATS - DRIVERS/PASSENGERS, COUNTY (GREY) VINYL \$	1	-		(V)CA444443		HAD503980RPI

➤ See following page

With compliments from ,

Catalogue: Defender 2007-

Section: N02.005 FRONT SEAT - WITH HEADRESTRAINT (WITH PASSENGERS SEAT MAP POCKET,  
DEFENDER CLOTH BLACK FROM (V)7A000001 OR WITH PASSENGERS SEAT MAP POCKET,  
COUNTY (GREY) VINYL FROM (V)7A000001)



N02.005  
01-2007  
L8  
LR0075

© 2004 - 2012 Infomedia Ltd and its licensors.



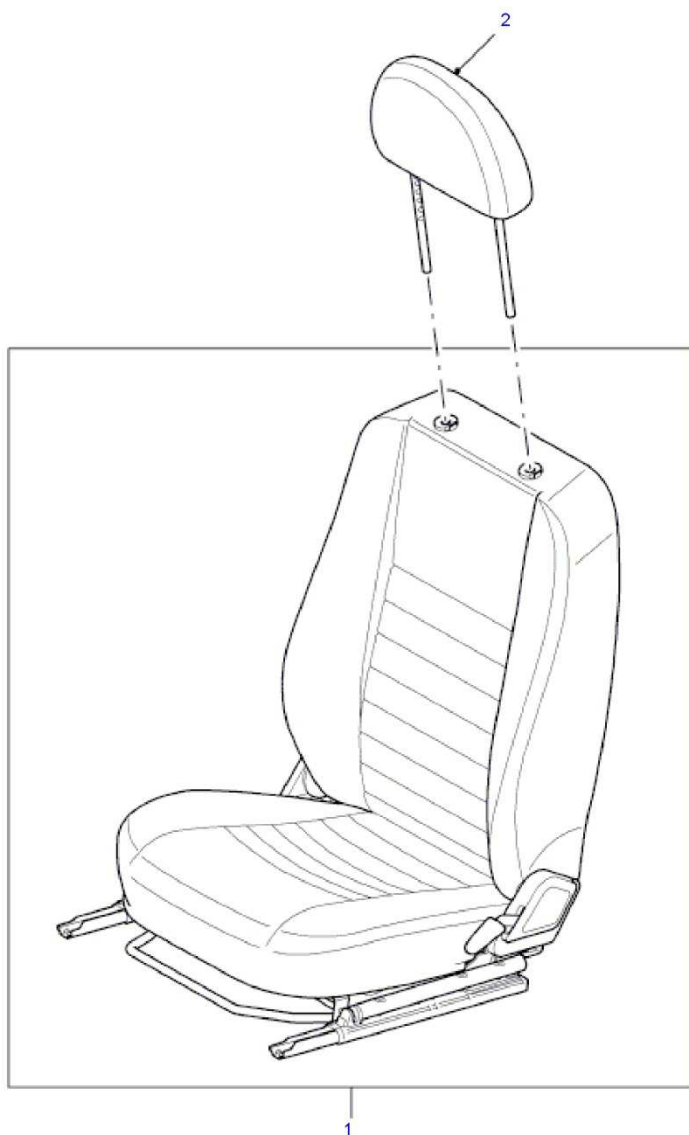
➤ continued

1	SEAT, RH, LHD, HEATED SEATS - DRIVERS/PASSENGERS, COUNTY (GREY) VINYL \$	1	-	(V)CA444444			LR045307
1	SEAT, LH, LHD, HEATED SEATS - DRIVERS/PASSENGERS, COUNTY (GREY) VINYL \$	1	-		(V)CA444443		HAD503990RPI
1	SEAT, LH, LHD, HEATED SEATS - DRIVERS/PASSENGERS, COUNTY (GREY) VINYL \$	1	-	(V)CA444444			LR045308
1	SEAT, RH, RHD, LESS SEAT TEMPERATURE CONTROL, DEFENDER CLOTH BLACK \$	1	-	(V)CA000001	(V)CA444443		LR032219
1	SEAT, RH, RHD, LESS SEAT TEMPERATURE CONTROL, DEFENDER CLOTH BLACK \$	1	-	(V)CA444444			LR045298
1	SEAT, LH, LHD, LESS SEAT TEMPERATURE CONTROL, DEFENDER CLOTH BLACK \$	1	-	(V)CA000001	(V)CA444443		LR032220
1	SEAT, LH, LHD, LESS SEAT TEMPERATURE CONTROL, DEFENDER CLOTH BLACK \$	1	-	(V)CA444444			LR045296
1	SEAT, RH, LHD, LESS SEAT TEMPERATURE CONTROL, DEFENDER CLOTH BLACK \$	1	-	(V)CA000001	(V)CA444443		LR032221
1	SEAT, RH, LHD, LESS SEAT TEMPERATURE CONTROL, DEFENDER CLOTH BLACK \$	1	-	(V)CA444444			LR045292
1	SEAT, LH, RHD, LESS SEAT TEMPERATURE CONTROL, DEFENDER CLOTH BLACK \$	1	-	(V)CA000001	(V)CA444443		LR032222
1	SEAT, LH, RHD, LESS SEAT TEMPERATURE CONTROL, DEFENDER CLOTH BLACK \$	1	-	(V)CA444444			LR045294
1	SEAT, RH, RHD, HEATED SEATS - DRIVERS/PASSENGERS, DEFENDER CLOTH BLACK \$	1	-	(V)CA000001	(V)CA444443		LR034072
1	SEAT, RH, RHD, HEATED SEATS - DRIVERS/PASSENGERS, DEFENDER CLOTH BLACK \$	1	-	(V)CA444444			LR045299
1	SEAT, LH, LHD, HEATED SEATS - DRIVERS/PASSENGERS, DEFENDER CLOTH BLACK \$	1	-	(V)CA000001	(V)CA444443		LR034073
1	SEAT, LH, LHD, HEATED SEATS - DRIVERS/PASSENGERS, DEFENDER CLOTH BLACK \$	1	-	(V)CA444444			LR045297
1	SEAT, RH, LHD, HEATED SEATS - DRIVERS/PASSENGERS, DEFENDER CLOTH BLACK \$	1	-	(V)CA000001	(V)CA444443		LR034074
1	SEAT, RH, LHD, HEATED SEATS - DRIVERS/PASSENGERS, DEFENDER CLOTH BLACK \$	1	-	(V)CA444444			LR045293
1	SEAT, LH, RHD, HEATED SEATS - DRIVERS/PASSENGERS, DEFENDER CLOTH BLACK \$	1	-	(V)CA000001	(V)CA444443		LR034075
1	SEAT, LH, RHD, HEATED SEATS - DRIVERS/PASSENGERS, DEFENDER CLOTH BLACK \$	1	-	(V)CA444444			LR045295
2	HEADREST, DEFENDER CLOTH BLACK \$	2	Y		(V)BA820335		HAH501060PVJ
2	HEADREST, DEFENDER CLOTH BLACK \$	2	-	(V)BA820336			LR026306
2	HEADREST, COUNTY (GREY) VINYL \$	2	-		(V)BA820335		HAH501590RPI
2	HEADREST, COUNTY (GREY) VINYL \$	2	-	(V)BA820336			LR026309

With compliments from ,

Catalogue: Defender 2007-

Section: N02.006 FRONT SEAT - WITH HEADRESTRAINT (DEFENDER CLOTH / LEATHER FROM (V)7A000001)



N02.006  
01-2007  
L8  
LR0079

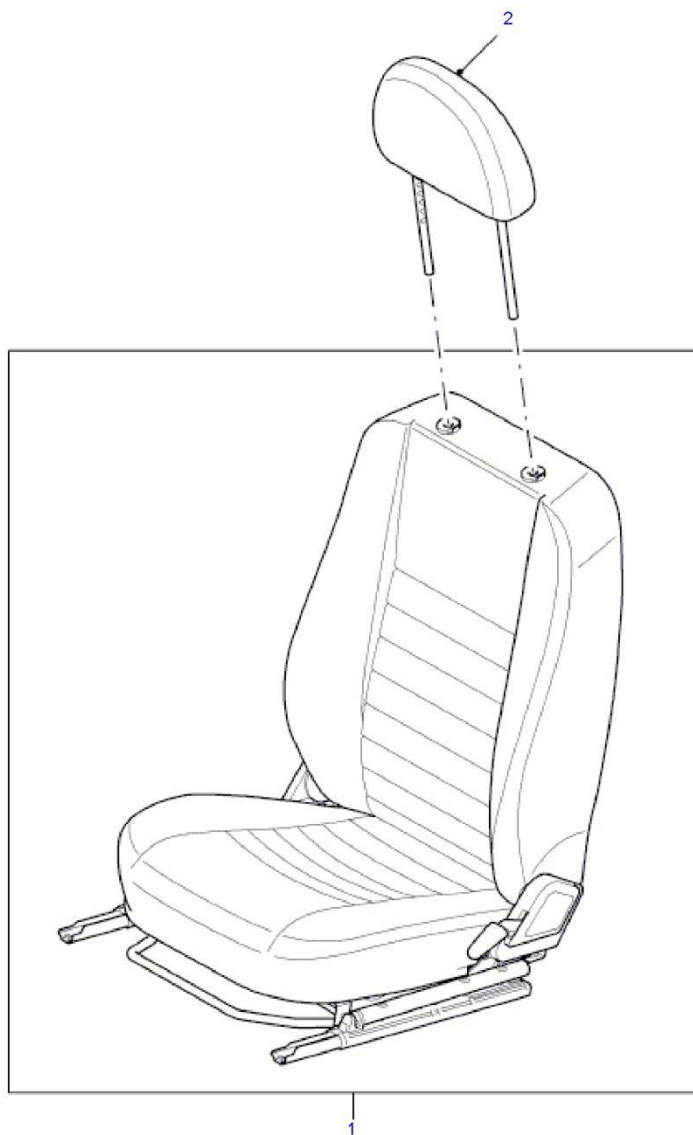
© 2004 - 2012 Infomedia Ltd and its licensors.

Callout	Description	Qty	OSI	From	To	E	Number
1	SEAT, BLACK, RH, DRIVER & PASSENGER SEAT MAP POCKETS, HEATED SEATS - DRIVERS/PASSENGERS, DEFENDER CLOTH / LEATHER \$	1	-		(V)BA999999		HAD504060PUY
1	SEAT, BLACK, LH, DRIVER & PASSENGER SEAT MAP POCKETS, HEATED SEATS - DRIVERS/PASSENGERS, DEFENDER CLOTH / LEATHER \$	1	-		(V)BA999999		HAD504070PUY
1	SEAT, BLACK, RH, DRIVER & PASSENGER SEAT MAP POCKETS, HEATED SEATS - DRIVERS/PASSENGERS, DEFENDER CLOTH / LEATHER \$	1	-	(V)CA000001	(V)CA999999		LR032223
1	SEAT, BLACK, RH, DRIVER & PASSENGER SEAT MAP POCKETS, HEATED SEATS - DRIVERS/PASSENGERS, SEAT - STANDARD, DEFENDER CLOTH / LEATHER \$	1	-	(V)DA000001			LR045290
1	SEAT, BLACK, LH, DRIVER & PASSENGER SEAT MAP POCKETS, HEATED SEATS - DRIVERS/PASSENGERS, DEFENDER CLOTH / LEATHER \$	1	-	(V)CA000001	(V)CA999999		LR032224
1	SEAT, BLACK, LH, DRIVER & PASSENGER SEAT MAP POCKETS, HEATED SEATS - DRIVERS/PASSENGERS, SEAT - STANDARD, DEFENDER CLOTH / LEATHER \$	1	-	(V)DA000001			LR045291
1	SEAT, BLACK, RH, DRIVER & PASSENGER SEAT MAP POCKETS, HEATED SEATS - DRIVERS/PASSENGERS, DRIVERS SEAT - SPORTS, DEFENDER CLOTH / LEATHER \$	1	-	(V)DA000001			LR041655
1	SEAT, BLACK, RH, (DRIVER & PASSENGER SEAT MAP POCKETS, LESS SEAT TEMPERATURE CONTROL, DRIVERS SEAT - SPORTS, DEFENDER CLOTH / LEATHER OR WITH PASSENGERS SEAT MAP	1	-	(V)DA000001			LR041656
1	SEAT, BLACK, LH, DRIVER & PASSENGER SEAT MAP POCKETS, HEATED SEATS - DRIVERS/PASSENGERS, DRIVERS SEAT - SPORTS, DEFENDER CLOTH / LEATHER \$	1	-	(V)DA000001			LR041657
1	SEAT, BLACK, LH, (DRIVER & PASSENGER SEAT MAP POCKETS, LESS SEAT TEMPERATURE CONTROL, DRIVERS SEAT - SPORTS, DEFENDER CLOTH / LEATHER OR WITH PASSENGERS SEAT MAP	1	-	(V)DA000001			LR041658
2	HEADREST \$	2	Y		(V)BA820335		HAH501600PUY
2	HEADREST \$	2	-	(V)BA820336			LR026311

With compliments from ,

Catalogue: Defender 2007-

Section: N02.007 FRONT SEAT - WITH HEADRESTRAINT (LESS MAP POCKETS, DEFENDER CLOTH  
BLACK FROM (V)7A000001 OR LESS MAP POCKETS, COUNTY (GREY) VINYL FROM (V)7A000001)



N02.005  
01-2007  
L8  
LR0075

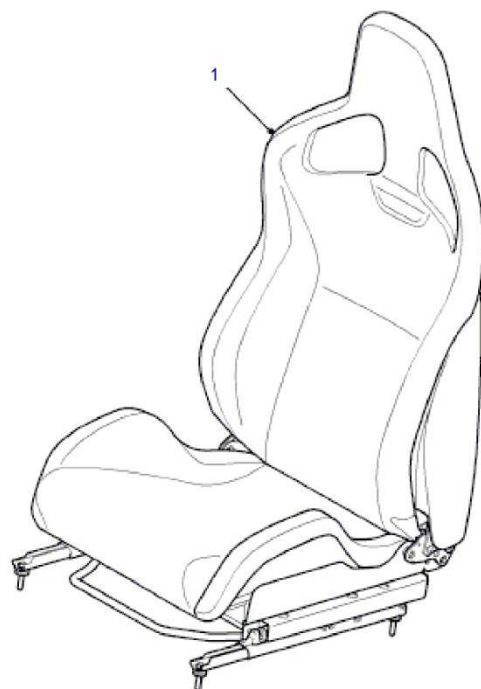
© 2004 - 2012 Infomedia Ltd and its licensors.



Callout	Description	Qty	OSI	From	To	E	Number
1	SEAT, RH, LESS SEAT TEMPERATURE CONTROL, DEFENDER CLOTH BLACK \$	1	-		(V)BA999999		HAD503440PVJ
1	SEAT, LH, LESS SEAT TEMPERATURE CONTROL, DEFENDER CLOTH BLACK \$	1	-		(V)BA999999		HAD503450PVJ
1	SEAT, RH, LESS SEAT TEMPERATURE CONTROL, COUNTY (GREY) VINYL \$	1	-		(V)CA444443		HAD503900RPI
1	SEAT, RH, LESS SEAT TEMPERATURE CONTROL, COUNTY (GREY) VINYL \$	1	-	(V)CA444444			LR045300
1	SEAT, LH, LESS SEAT TEMPERATURE CONTROL, COUNTY (GREY) VINYL \$	1	-		(V)CA444443		HAD503910RPI
1	SEAT, LH, LESS SEAT TEMPERATURE CONTROL, COUNTY (GREY) VINYL \$	1	-	(V)CA444444			LR045301
1	SEAT, RH, LESS SEAT TEMPERATURE CONTROL, DEFENDER CLOTH BLACK \$	1	-	(V)CA000001	(V)CA444443		LR032219
1	SEAT, RH, LESS SEAT TEMPERATURE CONTROL, DEFENDER CLOTH BLACK \$	1	-	(V)CA444444			LR045298
1	SEAT, LH, LESS SEAT TEMPERATURE CONTROL, DEFENDER CLOTH BLACK \$	1	-	(V)CA000001	(V)CA444443		LR032220
1	SEAT, LH, LESS SEAT TEMPERATURE CONTROL, DEFENDER CLOTH BLACK \$	1	-	(V)CA444444			LR045296
2	HEADREST, DEFENDER CLOTH BLACK \$	2	Y		(V)BA820335		HAH501060PVJ
2	HEADREST, DEFENDER CLOTH BLACK \$	2	-	(V)BA820336			LR026306
2	HEADREST, COUNTY (GREY) VINYL \$	2	-		(V)BA820335		HAH501590RPI
2	HEADREST, COUNTY (GREY) VINYL \$	2	-	(V)BA820336			LR026309

With compliments from ,  
Catalogue: Defender 2007-  
Section: N02.008 FRONT SEATS

---



O01.015  
03-2008  
L8  
LV0104

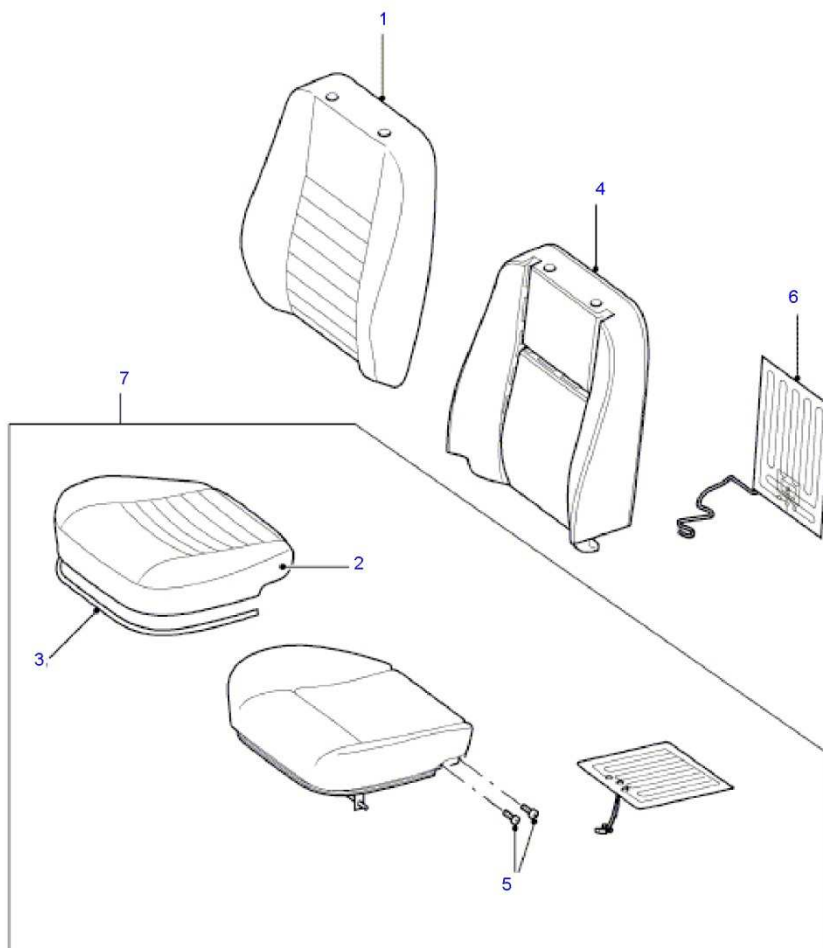
© 2004 - 2012 Infomedia Ltd and its licensors.

Callout	Description	Qty	OSI	From	To	E	Number
1	SEAT, RECARO, RH, (DEFENDER CLOTH / LEATHER OR HEATED SEATS - DRIVERS/PASSENGERS) §	1	-				LR015272
1	SEAT, RECARO, LH, (DEFENDER CLOTH / LEATHER OR HEATED SEATS - DRIVERS/PASSENGERS) §	1	-				LR015273

With compliments from ,

Catalogue: Defender 2007-

Section: N02.010 FRONT SEAT COVERS (DEFENDER CLOTH BLACK FROM (V)7A000001 OR  
COUNTY (GREY) VINYL FROM (V)7A000001)



N02.010  
01-2007  
L8  
LR0076A

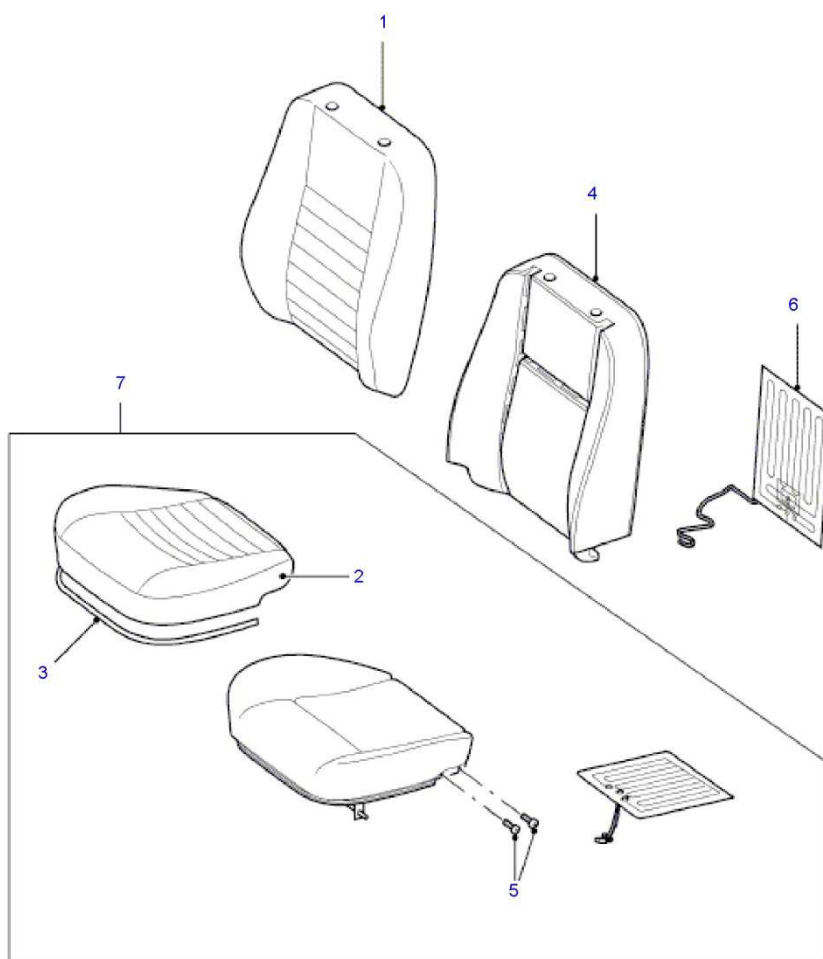
© 2004 - 2012 Infomedia Ltd and its licensors.

Callout	Description	Qty	OSI	From	To	E	Number
1	COVER - FRONT SEAT BACK, LESS MAP POCKET, COUNTY (GREY) VINYL \$	1	-				HBA501200RPI
1	COVER - FRONT SEAT BACK, WITH MAP POCKET, COUNTY (GREY) VINYL \$	1	-				HBA501260RPI
1	COVER - FRONT SEAT BACK, LESS MAP POCKET, DEFENDER CLOTH BLACK \$	1	-		(V)BA999999		HBA501220PVJ
1	COVER - FRONT SEAT BACK, WITH MAP POCKET, DEFENDER CLOTH BLACK \$	1	-		(V)BA999999		HBA501280PVJ
1	COVER - FRONT SEAT BACK, LESS MAP POCKET, DEFENDER CLOTH BLACK \$	1	-	(V)CA000001			LR032227
1	COVER - FRONT SEAT BACK, WITH MAP POCKET, DEFENDER CLOTH BLACK \$	1	-	(V)CA000001			LR032228
2	COVER - FRONT SEAT CUSHION, COUNTY (GREY) VINYL \$	2	-				HCA500760RPI
2	COVER - FRONT SEAT CUSHION, DEFENDER CLOTH BLACK \$	2	-		(V)BA999999		HCA500770PVJ
2	COVER - FRONT SEAT CUSHION, DEFENDER CLOTH BLACK \$	2	-	(V)CA000001			LR032225
3	FINISHER \$	1	-				MTC9967
4	PAD - SEAT BACK \$	1	-				HGA500500
5	FINISHER, RETAINING \$	6	Y				MTC9962
6	ELEMENT - HEATING, SQUAB \$	1	-				HGK000020
7	CUSHION - SEAT, COUNTY (GREY) VINYL \$	1	-				HAK500180RPI
7	CUSHION - SEAT, DEFENDER CLOTH BLACK \$	1	-				HAK500180PVJ

With compliments from ,

Catalogue: Defender 2007-

Section: N02.011 FRONT SEAT COVERS (DEFENDER CLOTH / LEATHER FROM (V)7A000001)



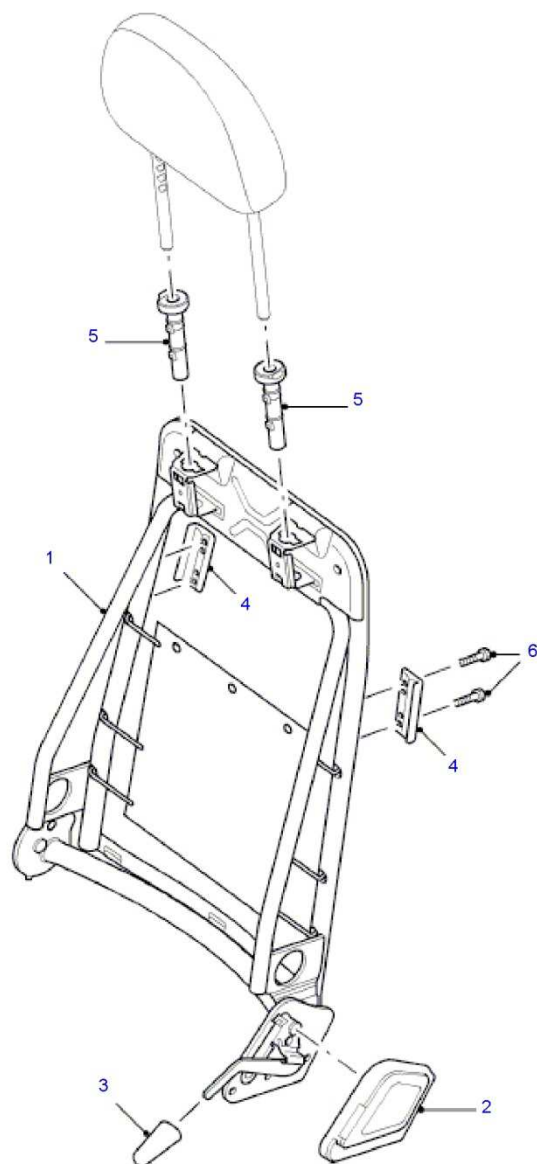
N02.011  
01-2007  
L8  
LR0080A

Callout	Description	Qty	OSI	From	To	E	Number
1	COVER - FRONT SEAT BACK, DRIVER & PASSENGER SEAT MAP POCKETS \$	2	-		(V)CA999999		HBA501300PUY
1	COVER - FRONT SEAT BACK, DRIVER & PASSENGER SEAT MAP POCKETS, SEAT - STANDARD \$	2	-	(V)DA000001			HBA501300PUY
1	COVER - FRONT SEAT BACK, DRIVERS SEAT - SPORTS \$	2	-	(V)DA000001			LR040714
2	COVER - FRONT SEAT CUSHION \$	2	-		(V)BA999999		HCA500780PUY
2	COVER - FRONT SEAT CUSHION \$	2	-	(V)CA000001	(V)CA999999		LR032226
2	COVER - FRONT SEAT CUSHION, SEAT - STANDARD \$	2	-	(V)DA000001			LR032226
2	COVER - FRONT SEAT CUSHION, DRIVERS SEAT - SPORTS \$	2	-	(V)DA000001			LR040713
3	FINISHER \$	1	-				MTC9967
4	PAD - SEAT BACK \$	1	-		(V)CA999999		HGA500500
4	PAD - SEAT BACK, SEAT - STANDARD \$	1	-	(V)DA000001			HGA500500
4	PAD - SEAT BACK, DRIVERS SEAT - SPORTS \$	1	-	(V)DA000001			LR040715
5	FINISHER, RETAINING \$	6	Y				MTC9962
6	ELEMENT - HEATING, SQUAB \$	1	-				HGK000020
7	CUSHION - SEAT \$	1	-				HAK500180PUY

With compliments from ,

Catalogue: Defender 2007-

Section: N02.015 FRONT SEAT BACK (FROM (V)7A000001)



N02.015  
01-2007  
L8  
LR0077

© 2004 - 2012 Infomedia Ltd and its licensors.

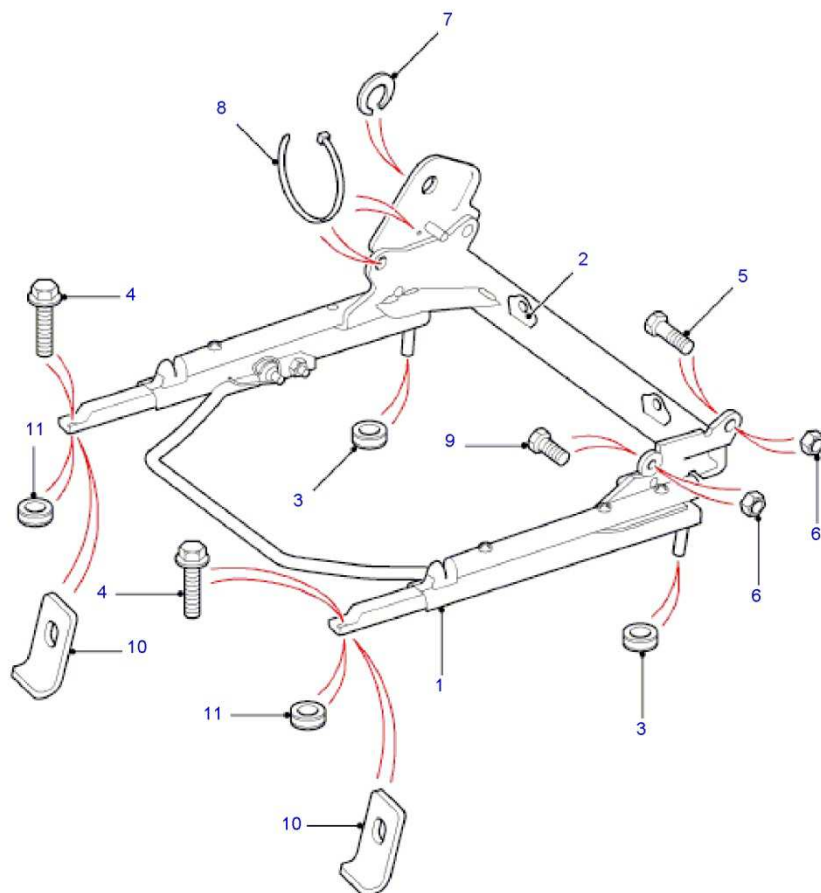


Callout	Description	Qty	OSI	From	To		E	Number
1	SUBFRAME, RH \$	1	-					HFA501260
1	SUBFRAME, LH \$	1	-					HFA501270
2	COVER - RECLINE MECHANISM, RH \$	1	-		(V)BA999999			MWC7636
2	COVER - RECLINE MECHANISM, LH \$	1	-		(V)BA999999			MWC7635
2	COVER - RECLINE MECHANISM, RH \$	1	-	(V)CA000001				HJT500020PUY
2	COVER - RECLINE MECHANISM, LH \$	1	-	(V)CA000001				HJT500030PUY
3	KNOB - SEAT TIPPING RELEASE \$	1	-					MUC8754
4	STRIP - RUBBER, WITH FULL PARTITION - STEEL \$	X	-					MWC6106PCB
5	ESCUTCHEON \$	2	-					HJQ500230
6	SCREW - SELF-TAPPING, WITH FULL PARTITION - STEEL \$	X	Y					AD608044

With compliments from ,

Catalogue: Defender 2007-

Section: N02.020 FRONT SEAT BASE (FROM (V)7A000001)



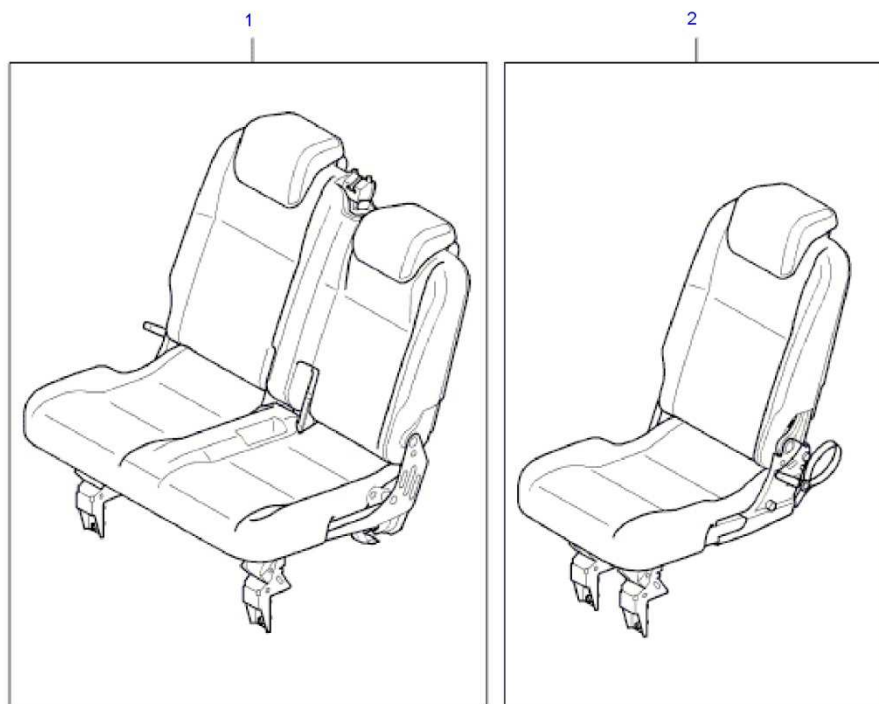
N02.020  
02-2008  
L8  
LR0078A

Callout	Description	Qty	OSI	From	To	E	Number
1	FRAME, RH \$	1	-				HHD500020
1	FRAME, LH \$	1	-				HHD500030
2	BRACKET - SEAT PIVOT \$	2	-				MXC5212
3	WASHER, M8 \$	2	-				HYF500090
4	BOLT, M8 X 40 \$	4	-				FS108405
5	SCREW, M8 X 25 \$	1	-				SH108251L
6	NUT, M8 \$	2	Y				HY108041
7	CIRCLIP \$	1	-				CR120205
8	CABLE \$	2	-				UKC68846
9	SCREW, M8 X 15MM \$	1	-				SH108151L
10	BRACKET \$	2	-	(V)7A751228			ADU710120
11	WASHER, M8 \$	2	-		(V)7A751227		HYF500090

With compliments from ,

Catalogue: Defender 2007-

Section: N02.025 REAR SEAT (CHASSIS CREW CAB, '130" WHEELBASE' FROM (V)7A000001 OR CREW CAB PICK UP, '110" WHEELBASE' FROM (V)7A000001 OR CREW CAB HCPU, '130" WHEELBASE' FROM (V)7A000001 OR STATION WAGON - 5 DOOR, '110" WHEELBASE' FROM (V)7A000001 OR STATION WAGON UTILITY - 5 DOOR, '110" WHEELBASE' FROM (V)7A000001)



N02.025

03-2007

L8

LR0083

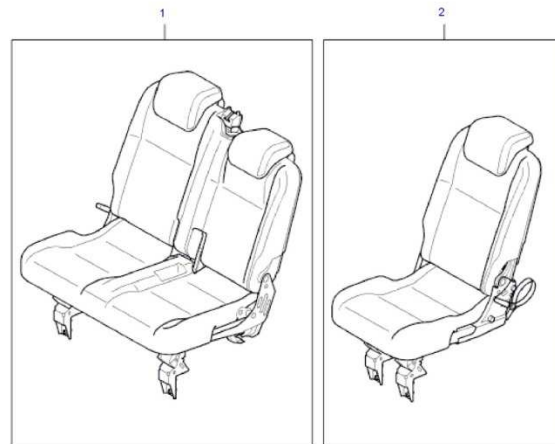
Callout	Description	Qty	OSI	From	To	E	Number
1	SEAT - REAR, STATION WAGON - 5 DOOR, '110" WHEELBASE', COUNTY (GREY) VINYL \$	1	Y		(V)7A743839		<i>HLD502510RPI</i>
1	SEAT - REAR, STATION WAGON - 5 DOOR, '110" WHEELBASE', COUNTY (GREY) VINYL \$	1	-	(V)7A743840	(V)BA999999		HLD502830RPI
1	SEAT - REAR, STATION WAGON - 5 DOOR, '110" WHEELBASE', DEFENDER CLOTH BLACK \$	1	-		(V)7A743839		HLD502580PVJ
1	SEAT - REAR, STATION WAGON - 5 DOOR, '110" WHEELBASE', DEFENDER CLOTH BLACK \$	1	-	(V)7A743840	(V)BA999999		HLD502810PVJ
1	SEAT - REAR, BLACK, STATION WAGON - 5 DOOR, '110" WHEELBASE', DEFENDER CLOTH / LEATHER \$	1	Y		(V)7A743839		<i>HLD502590PUY</i>
1	SEAT - REAR, BLACK, STATION WAGON - 5 DOOR, '110" WHEELBASE', DEFENDER CLOTH / LEATHER \$	1	-	(V)7A743840	(V)BA999999		HLD502820PUY
1	SEAT - REAR, CREW CAB PICK UP, '110" WHEELBASE', COUNTY (GREY) VINYL \$	1	-		(V)BA999999		HLD502840RPI
1	SEAT - REAR, CREW CAB PICK UP, '110" WHEELBASE', DEFENDER CLOTH BLACK \$	1	-		(V)BA999999		HLD502850PVJ
1	SEAT - REAR, BLACK, CREW CAB PICK UP, '110" WHEELBASE', DEFENDER CLOTH / LEATHER \$	1	-		(V)BA999999		HLD502860PUY
1	SEAT - REAR, (CHASSIS CREW CAB, '130" WHEELBASE', COUNTY (GREY) VINYL OR CREW CAB HCPU, '130" WHEELBASE', COUNTY (GREY) VINYL) \$	1	-		(V)BA999999		HLD502870RPI
1	SEAT - REAR, (CHASSIS CREW CAB, '130" WHEELBASE', DEFENDER CLOTH BLACK OR CREW CAB HCPU, '130" WHEELBASE', DEFENDER CLOTH BLACK) \$	1	-		(V)BA999999		HLD502880PVJ
1	SEAT - REAR, STATION WAGON - 5 DOOR, '110" WHEELBASE', COUNTY (GREY) VINYL \$	1	-	(V)CA000001			LR032238
1	SEAT - REAR, STATION WAGON - 5 DOOR, '110" WHEELBASE', DEFENDER CLOTH BLACK \$	1	-	(V)CA000001			LR032239
1	SEAT - REAR, BLACK, STATION WAGON - 5 DOOR, '110" WHEELBASE', DEFENDER CLOTH / LEATHER \$	1	-	(V)CA000001	(V)CA999999		LR032240
1	SEAT - REAR, BLACK, STATION WAGON - 5 DOOR, '110" WHEELBASE', SEAT - STANDARD, DEFENDER CLOTH / LEATHER \$	1	-	(V)DA000001			LR032240
1	SEAT - REAR, CREW CAB PICK UP, '110" WHEELBASE', COUNTY (GREY) VINYL \$	1	-	(V)CA000001			LR032244
1	SEAT - REAR, CREW CAB PICK UP, '110" WHEELBASE', DEFENDER CLOTH BLACK \$	1	-	(V)CA000001			LR032245
1	SEAT - REAR, BLACK, CREW CAB PICK UP, '110" WHEELBASE', DEFENDER CLOTH / LEATHER \$	1	-	(V)CA000001	(V)CA999999		LR032246
1	SEAT - REAR, BLACK, CREW CAB PICK UP, '110" WHEELBASE', SEAT - STANDARD, DEFENDER CLOTH / LEATHER \$	1	-	(V)DA000001			LR032246
1	SEAT - REAR, (CHASSIS CREW CAB, '130" WHEELBASE', COUNTY (GREY) VINYL OR CREW CAB HCPU, '130" WHEELBASE', COUNTY (GREY) VINYL) \$	1	-	(V)CA000001			LR032247
1	SEAT - REAR, (CHASSIS CREW CAB, '130" WHEELBASE', DEFENDER CLOTH BLACK OR CREW CAB HCPU, '130" WHEELBASE', DEFENDER CLOTH BLACK) \$	1	-	(V)CA000001			LR032248
1	SEAT - REAR, (CHASSIS CREW CAB, '130" WHEELBASE', DEFENDER CLOTH / LEATHER OR CREW CAB HCPU, '130" WHEELBASE', DEFENDER CLOTH / LEATHER) \$	1	-	(V)CA000001	(V)CA999999		LR038058
1	SEAT - REAR, (CHASSIS CREW CAB, '130" WHEELBASE', SEAT - STANDARD, DEFENDER CLOTH / LEATHER OR CREW CAB HCPU, '130" WHEELBASE', SEAT - STANDARD,	1	-	(V)DA000001			LR038058
1	SEAT - REAR, BLACK, STATION WAGON - 5 DOOR, '110" WHEELBASE', DRIVERS SEAT - SPORTS, DEFENDER CLOTH / LEATHER \$	1	-	(V)DA000001			LR040725
1	SEAT - REAR, BLACK, CREW CAB PICK UP, '110" WHEELBASE', DRIVERS SEAT - SPORTS, DEFENDER CLOTH / LEATHER \$	1	-	(V)DA000001			LR040719
1	SEAT - REAR, (CHASSIS CREW CAB, '130" WHEELBASE', DRIVERS SEAT - SPORTS, DEFENDER CLOTH / LEATHER OR CREW CAB HCPU, '130" WHEELBASE', DRIVERS SEAT - SPORTS,	1	-	(V)DA000001			LR040723

➤ See following page

With compliments from ,

Catalogue: Defender 2007 -

Section: N02.025 REAR SEAT (CHASSIS CREW CAB, '130" WHEELBASE' FROM (V)7A000001 OR CREW CAB PICK UP, '110" WHEELBASE' FROM (V)7A000001 OR CREW CAB HCPU, '130" WHEELBASE' FROM (V)7A000001 OR STATION WAGON - 5 DOOR, '110" WHEELBASE' FROM (V)7A000001 OR STATION WAGON UTILITY - 5 DOOR, '110" WHEELBASE' FROM (V)7A000001)



N02.025  
03-2007  
L6  
LR0083

© 2004 - 2012 Infomedia Ltd and its licensors.

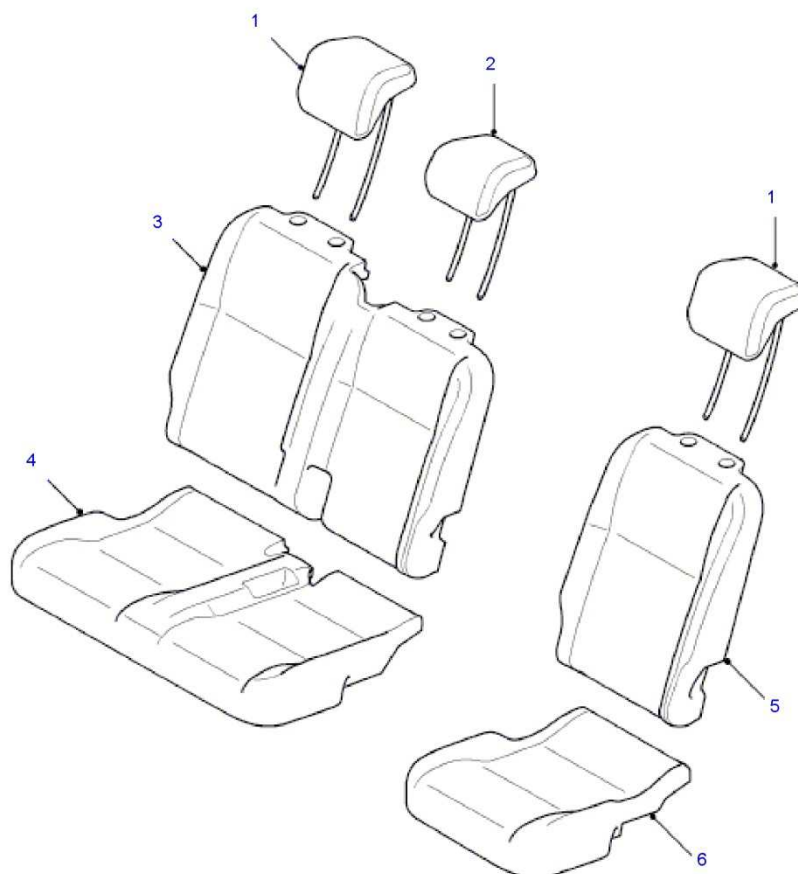
➤ continued

2	SEAT - REAR, STATION WAGON - 5 DOOR, '110" WHEELBASE', COUNTY (GREY) VINYL \$	1	-		(V)BA999999		HLD502650RPI
2	SEAT - REAR, STATION WAGON - 5 DOOR, '110" WHEELBASE', DEFENDER CLOTH BLACK \$	1	-		(V)BA999999		HLD502720PVJ
2	SEAT - REAR, BLACK, STATION WAGON - 5 DOOR, '110" WHEELBASE', DEFENDER CLOTH / LEATHER \$	1	-		(V)BA999999		HLD502730PUY
2	SEAT - REAR, CREW CAB PICK UP, '110" WHEELBASE', COUNTY (GREY) VINYL \$	1	-		(V)BA999999		HLD502740RPI
2	SEAT - REAR, CREW CAB PICK UP, '110" WHEELBASE', DEFENDER CLOTH BLACK \$	1	-		(V)BA999999		HLD502750PVJ
2	SEAT - REAR, BLACK, CREW CAB PICK UP, '110" WHEELBASE', DEFENDER CLOTH / LEATHER \$	1	-		(V)BA999999		HLD502760PUY
2	SEAT - REAR, (CHASSIS CREW CAB, '130" WHEELBASE', COUNTY (GREY) VINYL OR CREW CAB HCPU, '130" WHEELBASE', COUNTY (GREY) VINYL) \$	1	-		(V)BA999999		HLD502770RPI
2	SEAT - REAR, (CHASSIS CREW CAB, '130" WHEELBASE', DEFENDER CLOTH BLACK OR CREW CAB HCPU, '130" WHEELBASE', DEFENDER CLOTH BLACK) \$	1	-		(V)BA999999		HLD502780PVJ
2	SEAT - REAR, STATION WAGON - 5 DOOR, '110" WHEELBASE', COUNTY (GREY) VINYL \$	1	-	(V)CA000001			LR032241
2	SEAT - REAR, STATION WAGON - 5 DOOR, '110" WHEELBASE', DEFENDER CLOTH BLACK \$	1	-	(V)CA000001			LR032242
2	SEAT - REAR, BLACK, STATION WAGON - 5 DOOR, '110" WHEELBASE', DEFENDER CLOTH / LEATHER \$	1	-	(V)CA000001	(V)CA999999		LR032243
2	SEAT - REAR, BLACK, STATION WAGON - 5 DOOR, '110" WHEELBASE', SEAT - STANDARD, DEFENDER CLOTH / LEATHER \$	1	-	(V)DA000001			LR032243
2	SEAT - REAR, CREW CAB PICK UP, '110" WHEELBASE', COUNTY (GREY) VINYL \$	1	-	(V)CA000001			LR032249
2	SEAT - REAR, CREW CAB PICK UP, '110" WHEELBASE', DEFENDER CLOTH BLACK \$	1	-	(V)CA000001			LR032250
2	SEAT - REAR, BLACK, CREW CAB PICK UP, '110" WHEELBASE', DEFENDER CLOTH / LEATHER \$	1	-	(V)CA000001	(V)CA999999		LR032251
2	SEAT - REAR, BLACK, CREW CAB PICK UP, '110" WHEELBASE', SEAT - STANDARD, DEFENDER CLOTH / LEATHER \$	1	-	(V)DA000001			LR032251
2	SEAT - REAR, (CHASSIS CREW CAB, '130" WHEELBASE', COUNTY (GREY) VINYL OR CREW CAB HCPU, '130" WHEELBASE', COUNTY (GREY) VINYL) \$	1	-	(V)CA000001			LR032252
2	SEAT - REAR, (CHASSIS CREW CAB, '130" WHEELBASE', DEFENDER CLOTH BLACK OR CREW CAB HCPU, '130" WHEELBASE', DEFENDER CLOTH BLACK) \$	1	-	(V)CA000001			LR032253
2	SEAT - REAR, (CHASSIS CREW CAB, '130" WHEELBASE', DEFENDER CLOTH / LEATHER OR CREW CAB HCPU, '130" WHEELBASE', DEFENDER CLOTH / LEATHER) \$	1	-	(V)CA000001	(V)CA999999		LR038059
2	SEAT - REAR, (CHASSIS CREW CAB, '130" WHEELBASE', SEAT - STANDARD, DEFENDER CLOTH / LEATHER OR CREW CAB HCPU, '130" WHEELBASE', SEAT - STANDARD, DEFENDER CLOTH / LEATHER) \$	1	-	(V)DA000001			LR038059
2	SEAT - REAR, BLACK, STATION WAGON - 5 DOOR, '110" WHEELBASE', DRIVERS SEAT - SPORTS, DEFENDER CLOTH / LEATHER \$	1	-	(V)DA000001			LR040726
2	SEAT - REAR, BLACK, CREW CAB PICK UP, '110" WHEELBASE', DRIVERS SEAT - SPORTS, DEFENDER CLOTH / LEATHER \$	1	-	(V)DA000001			LR040720
2	SEAT - REAR, (CHASSIS CREW CAB, '130" WHEELBASE', DRIVERS SEAT - SPORTS, DEFENDER CLOTH / LEATHER OR CREW CAB HCPU, '130" WHEELBASE', DRIVERS SEAT - SPORTS, DEFENDER CLOTH / LEATHER) \$	1	-	(V)DA000001			LR040724

With compliments from ,

Catalogue: Defender 2007-

Section: N02.030 REAR SEAT COVERS (CHASSIS CREW CAB, '130" WHEELBASE' FROM (V)7A000001 OR CREW CAB PICK UP, '110" WHEELBASE' FROM (V)7A000001 OR CREW CAB HCPU, '130" WHEELBASE' FROM (V)7A000001 OR STATION WAGON - 5 DOOR, '110" WHEELBASE' FROM (V)7A000001)



N02.030  
03-2007  
L8  
LR0084



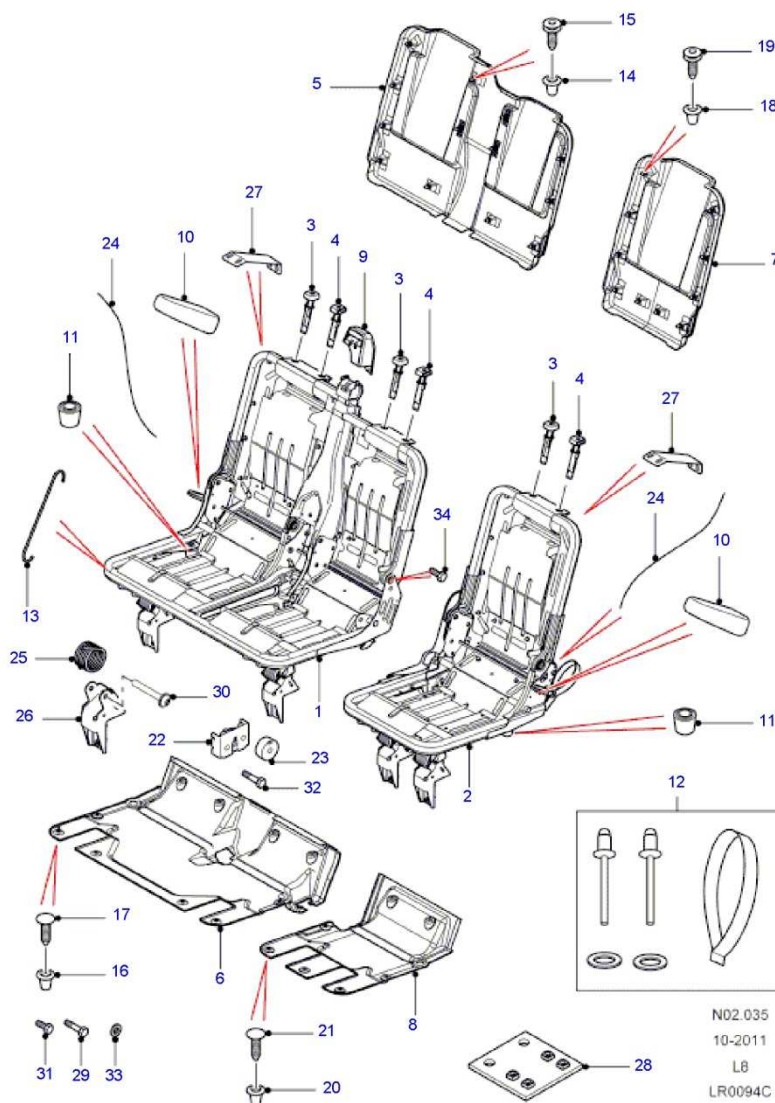
Callout	Description	Qty	DSI	From	To	E	Number
1	FRAME - SEAT, STATION WAGON - 5 DOOR, '110" WHEELBASE' \$	1	Y		(V)7A999999		<i>HTD500220</i>
1	FRAME - SEAT, STATION WAGON - 5 DOOR, '110" WHEELBASE' \$	1	-	(V)8A000001	(V)CA420920		HTD500280
1	FRAME - SEAT, (CHASSIS CREW CAB, '130" WHEELBASE' OR CREW CAB PICK UP, '110" WHEELBASE' OR CREW CAB HCPU, '130" WHEELBASE') \$	1	Y		(V)7A999999		<i>HTD500230</i>
1	FRAME - SEAT, CREW CAB PICK UP, '110" WHEELBASE' \$	1	-	(V)8A000001	(V)CA420920		HTD500300
1	FRAME - SEAT, (CHASSIS CREW CAB, '130" WHEELBASE' OR CREW CAB HCPU, '130" WHEELBASE') \$	1	-	(V)8A000001	(V)CA420920		HTD500320
1	FRAME - SEAT, STATION WAGON - 5 DOOR, '110" WHEELBASE' \$	1	-	(V)CA420921			LR032158
1	FRAME - SEAT, CREW CAB PICK UP, '110" WHEELBASE' \$	1	-	(V)CA420921			LR032346
1	FRAME - SEAT, (CHASSIS CREW CAB, '130" WHEELBASE' OR CREW CAB HCPU, '130" WHEELBASE') \$	1	-	(V)CA420921			LR032396
2	FRAME - SEAT, STATION WAGON - 5 DOOR, '110" WHEELBASE' \$	1	Y		(V)7A999999		<i>HTD500160</i>
2	FRAME - SEAT, STATION WAGON - 5 DOOR, '110" WHEELBASE' \$	1	-	(V)8A000001	(V)CA420920		HTD500290
2	FRAME - SEAT, (CHASSIS CREW CAB, '130" WHEELBASE' OR CREW CAB PICK UP, '110" WHEELBASE' OR CREW CAB HCPU, '130" WHEELBASE') \$	1	Y		(V)7A999999		<i>HTD500180</i>
2	FRAME - SEAT, CREW CAB PICK UP, '110" WHEELBASE' \$	1	-	(V)8A000001	(V)CA420920		HTD500310
2	FRAME - SEAT, (CHASSIS CREW CAB, '130" WHEELBASE' OR CREW CAB HCPU, '130" WHEELBASE') \$	1	-	(V)8A000001	(V)CA420920		HTD500330
2	FRAME - SEAT, STATION WAGON - 5 DOOR, '110" WHEELBASE' \$	1	-	(V)CA420921			LR032156
2	FRAME - SEAT, CREW CAB PICK UP, '110" WHEELBASE' \$	1	-	(V)CA420921			LR032157
2	FRAME - SEAT, (CHASSIS CREW CAB, '130" WHEELBASE' OR CREW CAB HCPU, '130" WHEELBASE') \$	1	-	(V)CA420921			LR032395
3	SLEEVE - HEADREST GUIDE, NON - LOCKING \$	3	-				HJQ500250PUY
4	SLEEVE - HEADREST GUIDE, LOCKING TYPE \$	3	-				HJQ500240PUY
5	COVER, STATION WAGON - 5 DOOR, '110" WHEELBASE' \$	1	-				HMR500030PUY
5	COVER, (CHASSIS CREW CAB, '130" WHEELBASE' OR CREW CAB PICK UP, '110" WHEELBASE' OR CREW CAB HCPU, '130" WHEELBASE') \$	1	-				HMR500090PUY
6	COVER, STATION WAGON - 5 DOOR, '110" WHEELBASE' \$	1	-				HMR500070PUY
7	COVER, STATION WAGON - 5 DOOR, '110" WHEELBASE' \$	1	-				HMR500060PUY
7	COVER, (CHASSIS CREW CAB, '130" WHEELBASE' OR CREW CAB PICK UP, '110" WHEELBASE' OR CREW CAB HCPU, '130" WHEELBASE') \$	1	-				HMR500080PUY
8	COVER, STATION WAGON - 5 DOOR, '110" WHEELBASE' \$	1	-				HMR500020PUY

➤ See following page

With compliments from ,

Catalogue: Defender 2007-

Section: N02.035 REAR SEAT FRAME (CHASSIS CREW CAB, '130" WHEELBASE' FROM (V)7A000001 OR CREW CAB PICK UP, '110" WHEELBASE' FROM (V)7A000001 OR CREW CAB HCPU, '130" WHEELBASE' FROM (V)7A000001 OR STATION WAGON - 5 DOOR, '110" WHEELBASE' FROM (V)7A000001 OR STATION WAGON UTILITY - 5 DOOR, '110" WHEELBASE' FROM (V)7A000001)



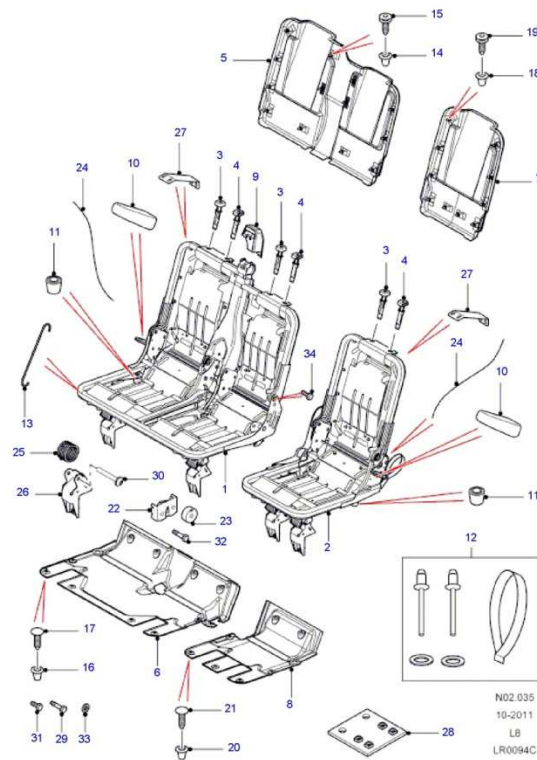
Callout	Description	Qty	OSI	From	To	E	Number
1	FRAME - SEAT, STATION WAGON - 5 DOOR, '110" WHEELBASE' \$	1	Y		(V)7A999999		HTD500220
1	FRAME - SEAT, STATION WAGON - 5 DOOR, '110" WHEELBASE' \$	1	-	(V)8A000001	(V)CA420920		HTD500280
1	FRAME - SEAT, (CHASSIS CREW CAB, '130" WHEELBASE' OR CREW CAB PICK UP, '110" WHEELBASE' OR CREW CAB HCPU, '130" WHEELBASE') \$	1	Y		(V)7A999999		HTD500230
1	FRAME - SEAT, CREW CAB PICK UP, '110" WHEELBASE' \$	1	-	(V)8A000001	(V)CA420920		HTD500300
1	FRAME - SEAT, (CHASSIS CREW CAB, '130" WHEELBASE' OR CREW CAB HCPU, '130" WHEELBASE') \$	1	-	(V)8A000001	(V)CA420920		HTD500320
1	FRAME - SEAT, STATION WAGON - 5 DOOR, '110" WHEELBASE' \$	1	-	(V)CA420921			LR032158
1	FRAME - SEAT, CREW CAB PICK UP, '110" WHEELBASE' \$	1	-	(V)CA420921			LR032346
1	FRAME - SEAT, (CHASSIS CREW CAB, '130" WHEELBASE' OR CREW CAB HCPU, '130" WHEELBASE') \$	1	-	(V)CA420921			LR032396
2	FRAME - SEAT, STATION WAGON - 5 DOOR, '110" WHEELBASE' \$	1	Y		(V)7A999999		HTD500160
2	FRAME - SEAT, STATION WAGON - 5 DOOR, '110" WHEELBASE' \$	1	-	(V)8A000001	(V)CA420920		HTD500290
2	FRAME - SEAT, (CHASSIS CREW CAB, '130" WHEELBASE' OR CREW CAB PICK UP, '110" WHEELBASE' OR CREW CAB HCPU, '130" WHEELBASE') \$	1	Y		(V)7A999999		HTD500180
2	FRAME - SEAT, CREW CAB PICK UP, '110" WHEELBASE' \$	1	-	(V)8A000001	(V)CA420920		HTD500310
2	FRAME - SEAT, (CHASSIS CREW CAB, '130" WHEELBASE' OR CREW CAB HCPU, '130" WHEELBASE') \$	1	-	(V)8A000001	(V)CA420920		HTD500330
2	FRAME - SEAT, STATION WAGON - 5 DOOR, '110" WHEELBASE' \$	1	-	(V)CA420921			LR032156
2	FRAME - SEAT, CREW CAB PICK UP, '110" WHEELBASE' \$	1	-	(V)CA420921			LR032157
2	FRAME - SEAT, (CHASSIS CREW CAB, '130" WHEELBASE' OR CREW CAB HCPU, '130" WHEELBASE') \$	1	-	(V)CA420921			LR032395
3	SLEEVE - HEADREST GUIDE, NON - LOCKING \$	3	-				HJQ500250PUY
4	SLEEVE - HEADREST GUIDE, LOCKING TYPE \$	3	-				HJQ500240PUY
5	COVER, STATION WAGON - 5 DOOR, '110" WHEELBASE' \$	1	-				HMR500030PUY
5	COVER, (CHASSIS CREW CAB, '130" WHEELBASE' OR CREW CAB PICK UP, '110" WHEELBASE' OR CREW CAB HCPU, '130" WHEELBASE') \$	1	-				HMR500090PUY
6	COVER, STATION WAGON - 5 DOOR, '110" WHEELBASE' \$	1	-				HMR500070PUY
7	COVER, STATION WAGON - 5 DOOR, '110" WHEELBASE' \$	1	-				HMR500060PUY
7	COVER, (CHASSIS CREW CAB, '130" WHEELBASE' OR CREW CAB PICK UP, '110" WHEELBASE' OR CREW CAB HCPU, '130" WHEELBASE') \$	1	-				HMR500080PUY
8	COVER, STATION WAGON - 5 DOOR, '110" WHEELBASE' \$	1	-				HMR500020PUY

➤ See following page

With compliments from ,

Catalogue: Defender 2007-

Section: N02.035 REAR SEAT FRAME (CHASSIS CREW CAB, '130" WHEELBASE' FROM (V)7A000001 OR CREW CAB PICK UP, '110" WHEELBASE' FROM (V)7A000001 OR CREW CAB HCPU, '130" WHEELBASE' FROM (V)7A000001 OR STATION WAGON - 5 DOOR, '110" WHEELBASE' FROM (V)7A000001 OR STATION WAGON UTILITY - 5 DOOR, '110" WHEELBASE' FROM (V)7A000001)



© 2004 - 2012 Infomedia Ltd and its licensors.

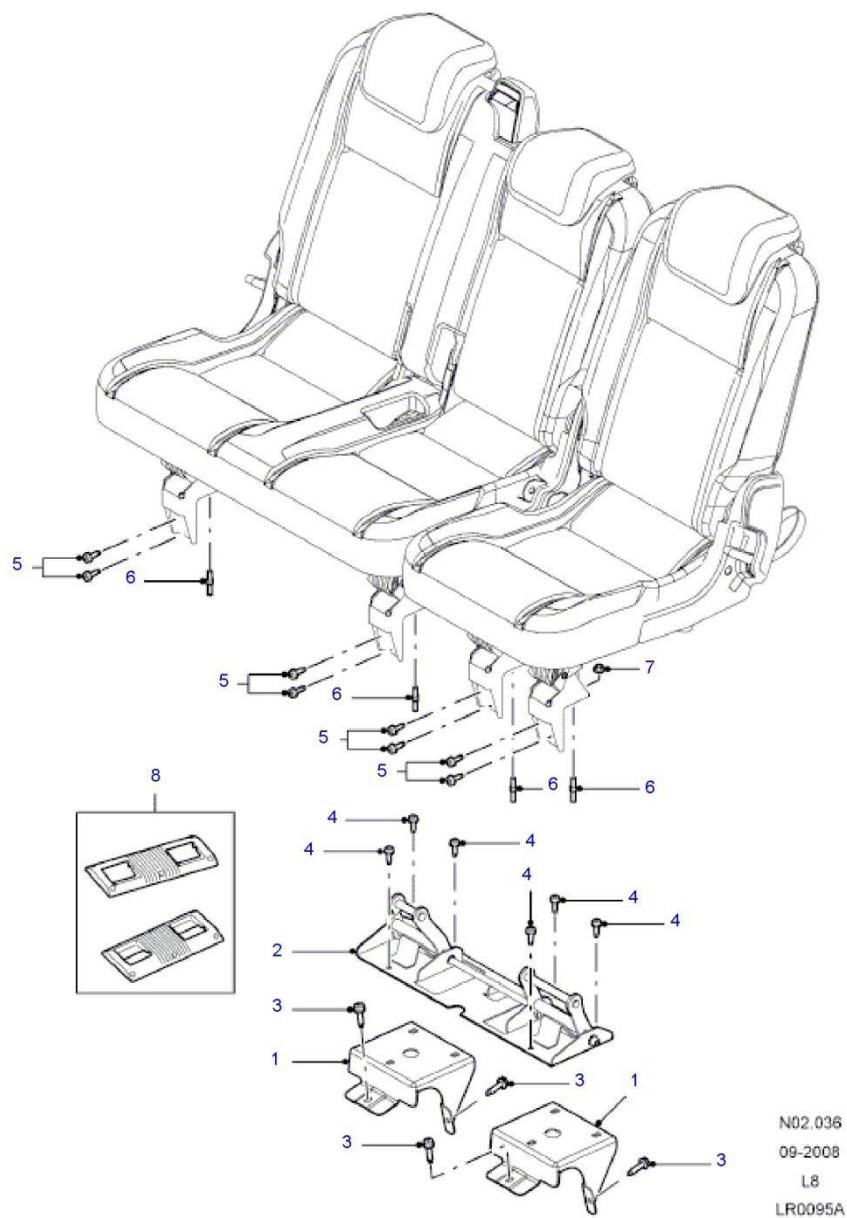
➤ continued

9	ESCUTCHEON \$	1	-				EWM500040
10	KNOB \$	2	-				MUC8754
11	BUMP STOP \$	2	-				HXX100040
12	STRAP - RELEASE \$	2	-				VUB000130
13	WIRE - SPRING \$	2	Y				EAS500190
14	FASTENER, FEMALE, FIR TREE \$	11	-				HYC500090
15	FASTENER, MALE, FIR TREE \$	11	-				HYR500020
16	FASTENER, FEMALE, FIR TREE \$	10	-				HYC500090
17	FASTENER, MALE, FIR TREE \$	10	-				HYR500030
18	FASTENER, FEMALE, FIR TREE \$	8	-				HYC500090
19	FASTENER, MALE, FIR TREE \$	8	-				HYR500020
20	FASTENER, FEMALE, FIR TREE \$	7	-				HYC500090
21	FASTENER, MALE, FIR TREE \$	7	-				HYR500030
22	LATCH - REAR SEAT CUSHION \$	1	-				HWE500140
23	BUMPER - SEAT STOP \$	1	-				HWE500160
24	CABLE - SEAT CUSHION RELEASE, LARGE SEAT \$	1	-				HWF500010
24	CABLE - SEAT CUSHION RELEASE, SMALL SEAT \$	1	-				HWF500020
25	PIN \$	2	-				HYD500090
26	PIVOT, STATION WAGON - 5 DOOR, '110" WHEELBASE' \$	4	-				HTM500180
26	PIVOT, CREW CAB PICK UP, '110" WHEELBASE' \$	4	-				HTM500190
26	PIVOT, CREW CAB HCPU, '130" WHEELBASE' \$	4	-				HTM500200
26	PIVOT, CHASSIS CREW CAB, '130" WHEELBASE' \$	4	-				HTM500200
27	BRACKET, RH, (CHASSIS CREW CAB, '130" WHEELBASE' OR CREW CAB HCPU, '130" WHEELBASE' OR CREW CAB PICK UP, '110" WHEELBASE') \$	1	-		(V)9A767225		AFU710160
27	BRACKET, RH, (CHASSIS CREW CAB, '130" WHEELBASE' OR CREW CAB HCPU, '130" WHEELBASE' OR CREW CAB PICK UP, '110" WHEELBASE') \$	1	-	(V)9A767226			LR012137
27	BRACKET, LH, (CHASSIS CREW CAB, '130" WHEELBASE' OR CREW CAB HCPU, '130" WHEELBASE' OR CREW CAB PICK UP, '110" WHEELBASE') \$	1	-		(V)9A767225		AFU710170
27	BRACKET, LH, (CHASSIS CREW CAB, '130" WHEELBASE' OR CREW CAB HCPU, '130" WHEELBASE' OR CREW CAB PICK UP, '110" WHEELBASE') \$	1	-	(V)9A767226			LR012136
27	BRACKET, CENTRE, (CHASSIS CREW CAB, '130" WHEELBASE' OR CREW CAB HCPU, '130" WHEELBASE' OR CREW CAB PICK UP, '110" WHEELBASE') \$	1	-		(V)9A767225		AFU710180
27	BRACKET, CENTRE, (CHASSIS CREW CAB, '130" WHEELBASE' OR CREW CAB HCPU, '130" WHEELBASE' OR CREW CAB PICK UP, '110" WHEELBASE') \$	1	-	(V)9A767226			LR012135
28	BRACKET - SEAT MOUNTING \$	4	-				ALU710130
29	SCREW, M8 X 35 \$	X	-				LR009697
30	SCREW, M6 X 80MM \$	X	-				LR009698
31	SCREW, M8 X 1.25 X 16MM \$	X	-				LR009699
32	SCREW, M8 X 1.25 X 40MM \$	X	-				LR009700
33	WASHER, M8 \$	X	-				LR011695
34	SCREW, M8 X 1.25 X 25 \$	X	-				EYP500340

With compliments from ,

Catalogue: Defender 2007-

Section: N02.036 MOUNTINGS - REAR SEATS



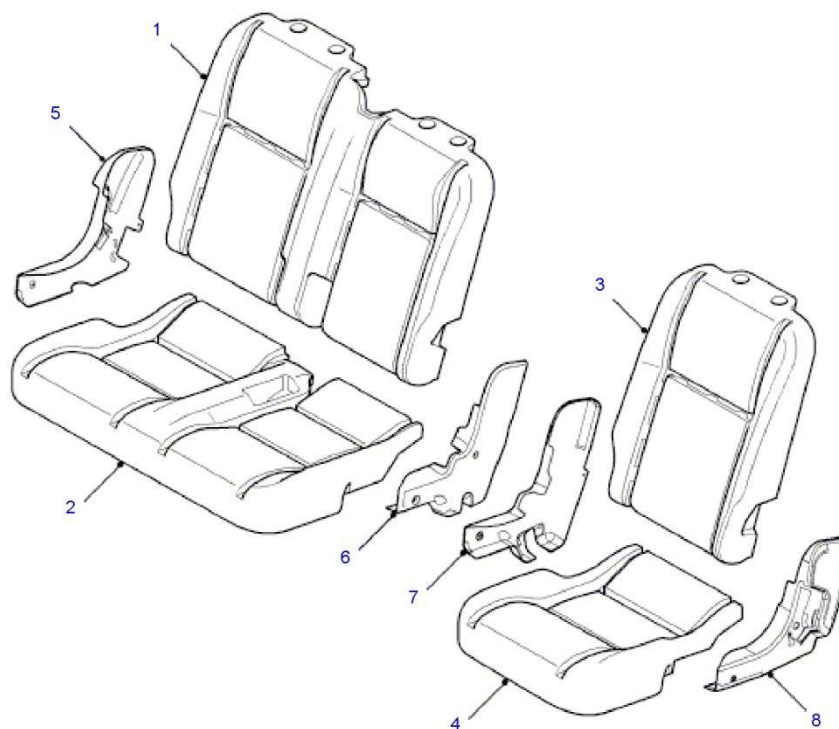
© 2004 - 2012 Infomedia Ltd and its licensors.

Callout	Description	Qty	OSI	From	To	E	Number
1	REINFORCEMENT - STRIKER \$	2	-				AQR710290
2	BRACKET - SEAT MOUNTING, RH, (CHASSIS CREW CAB, '130" WHEELBASE' OR CREW CAB HCPU, '130" WHEELBASE') \$	1	-				HTM500140
2	BRACKET - SEAT MOUNTING, LH, (CHASSIS CREW CAB, '130" WHEELBASE' OR CREW CAB HCPU, '130" WHEELBASE') \$	1	-				HTM500150
2	BRACKET - SEAT MOUNTING, RH, CREW CAB PICK UP, '110" WHEELBASE' \$	1	-				HTM500160
2	BRACKET - SEAT MOUNTING, LH, CREW CAB PICK UP, '110" WHEELBASE' \$	1	-				HTM500170
2	BRACKET - SEAT MOUNTING, STATION WAGON - 5 DOOR \$	1	Y		(V)8A763165		HWK500100PUY
2	BRACKET - SEAT MOUNTING, STATION WAGON - 5 DOOR \$	1	-	(V)8A763166	(V)AA792844		HWK500110PUY
2	BRACKET - SEAT MOUNTING, STATION WAGON - 5 DOOR \$	1	-	(V)AA792845			LR016264
3	BOLT, M8 X 25 \$	6	-				RYG501010
4	BOLT, M8 X 18 \$	6	-		(V)AA792844		RYG500690
4	BOLT, STATION WAGON - 5 DOOR \$	6	-	(V)AA792845			RYP500320
5	BOLT, M8 X 18 \$	8	-				RYG500690
6	STUD, M8 X 28 \$	4	-				TE108052
7	NUT, M8 \$	4	-				BYH500060
8	COVER - STRIKER \$	1	-				ERK500610PUY

With compliments from ,

Catalogue: Defender 2007-

Section: N02.040 REAR SEAT PADS/VALANCES & HEATING (CHASSIS CREW CAB, '130" WHEELBASE' FROM (V)7A000001 OR CREW CAB PICK UP, '110" WHEELBASE' FROM (V)7A000001 OR CREW CAB HCPU, '130" WHEELBASE' FROM (V)7A000001 OR STATION WAGON - 5 DOOR, '110" WHEELBASE' FROM (V)7A000001 OR STATION WAGON UTILITY - 5 DOOR, '110" WHEELBASE' FROM (V)7A000001)



N02.040  
08-2007  
L8  
LR0085A

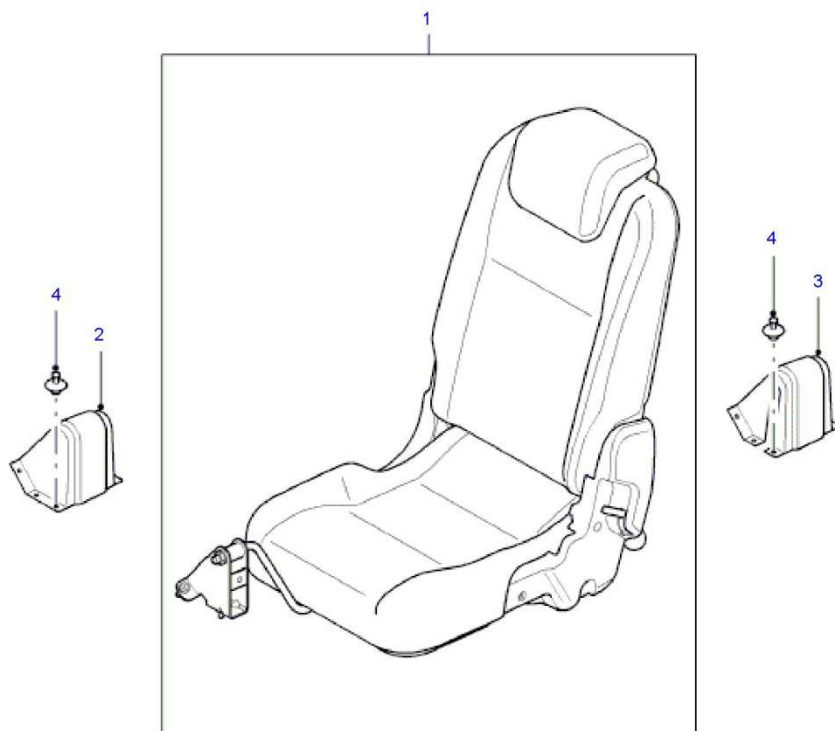


Callout	Description	Qty	OSI	From	To	E	Number
1	PAD - REAR SEAT BACK \$	1	-				HVA500420
2	PAD - REAR SEAT CUSHION \$	1	-				HVB500230
3	PAD - REAR SEAT BACK \$	1	-				HVA500430
4	PAD - REAR SEAT CUSHION \$	1	-				HVB500240
5	VALANCE - SEAT CUSHION, OUTBOARD \$	1	-				HXT501380PUY
6	VALANCE - SEAT CUSHION, INBOARD \$	1	-				HXT501190PUY
7	VALANCE - SEAT CUSHION, INBOARD \$	1	-				HXT501200PUY
8	VALANCE - SEAT CUSHION, OUTBOARD \$	1	-				HXT501390PUY

With compliments from ,

Catalogue: Defender 2007-

Section: N02.045 REAR SEAT (STATION WAGON - 3 DOOR, '90" WHEELBASE' FROM (V)7A000001 OR  
STATION WAGON - 5 DOOR, '110" WHEELBASE' FROM (V)7A000001)



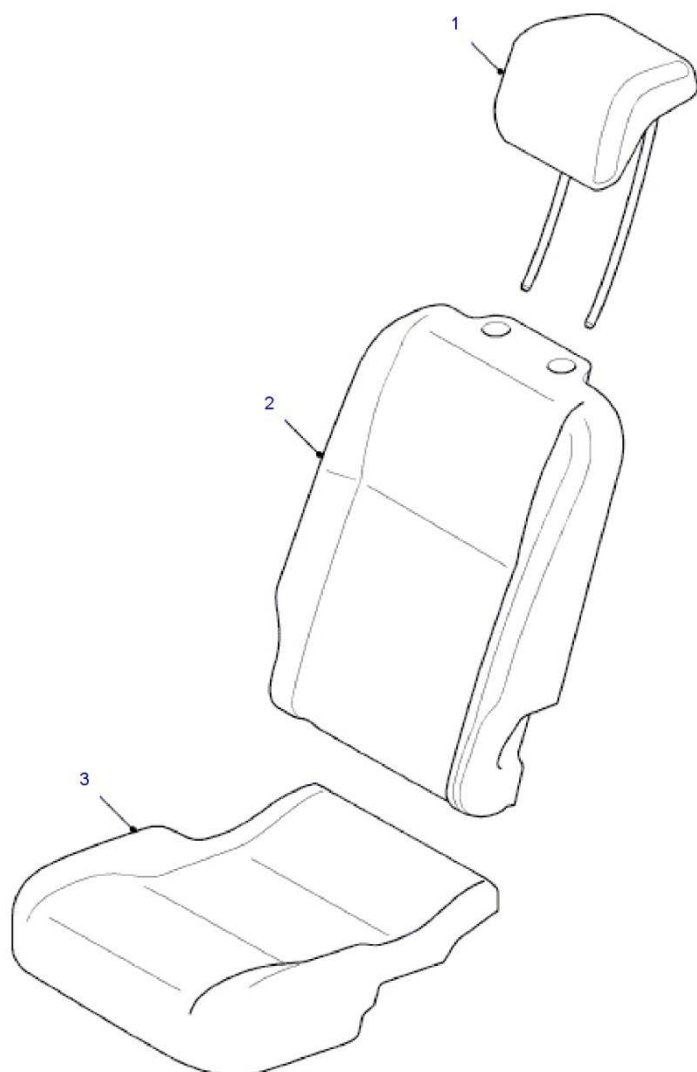
N02.045  
08-2007  
L8  
LR0066B

Callout	Description	Qty	OSI	From	To		E	Number
1	SEAT - REAR, LH, COUNTY (GREY) VINYL \$	1	-					HLD502670RPI
1	SEAT - REAR, LH, DEFENDER CLOTH BLACK \$	1	-		(V)BA999999			HLD502690PVJ
1	SEAT - REAR, BLACK, LH, DEFENDER CLOTH / LEATHER \$	1	-		(V)BA999999			HLD502710PUY
1	SEAT - REAR, RH, COUNTY (GREY) VINYL \$	1	-					HLD502660RPI
1	SEAT - REAR, RH, DEFENDER CLOTH BLACK \$	1	-		(V)BA999999			HLD502680PVJ
1	SEAT - REAR, BLACK, RH, DEFENDER CLOTH / LEATHER \$	1	-		(V)BA999999			HLD502700PUY
1	SEAT - REAR, RH, DEFENDER CLOTH BLACK \$	1	-	(V)CA000001				LR032229
1	SEAT - REAR, BLACK, RH, DEFENDER CLOTH / LEATHER \$	1	-	(V)CA000001	(V)CA999999			LR032231
1	SEAT - REAR, BLACK, RH, SEAT - STANDARD, DEFENDER CLOTH / LEATHER \$	1	-	(V)DA000001				LR032231
1	SEAT - REAR, LH, DEFENDER CLOTH BLACK \$	1	-	(V)CA000001				LR032233
1	SEAT - REAR, BLACK, LH, DEFENDER CLOTH / LEATHER \$	1	-	(V)CA000001	(V)CA999999			LR032234
1	SEAT - REAR, BLACK, LH, SEAT - STANDARD, DEFENDER CLOTH / LEATHER \$	1	-	(V)DA000001				LR032234
1	SEAT - REAR, BLACK, RH, DRIVERS SEAT - SPORTS, DEFENDER CLOTH / LEATHER \$	1	-	(V)DA000001				LR040716
1	SEAT - REAR, BLACK, LH, DRIVERS SEAT - SPORTS, DEFENDER CLOTH / LEATHER \$	1	-	(V)DA000001				LR040717
2	COVER - HINGE, FRONT, RH \$	1	-					HXT501040PUY
2	COVER - HINGE, FRONT, LH \$	1	-					HXT501050PUY
3	COVER - HINGE, REAR, RH \$	1	-					HXT501300PUY
3	COVER - HINGE, REAR, LH \$	1	-					HXT501310PUY
4	RIVET - PLASTIC \$	8	-					EYQ100130

With compliments from ,

Catalogue: Defender 2007-

Section: N02.050 REAR SEAT COVERS (STATION WAGON - 3 DOOR, '90" WHEELBASE' FROM (V)7A000001 OR STATION WAGON - 5 DOOR, '110" WHEELBASE' FROM (V)7A000001)



N02.050

03-2007

L8

LR0087

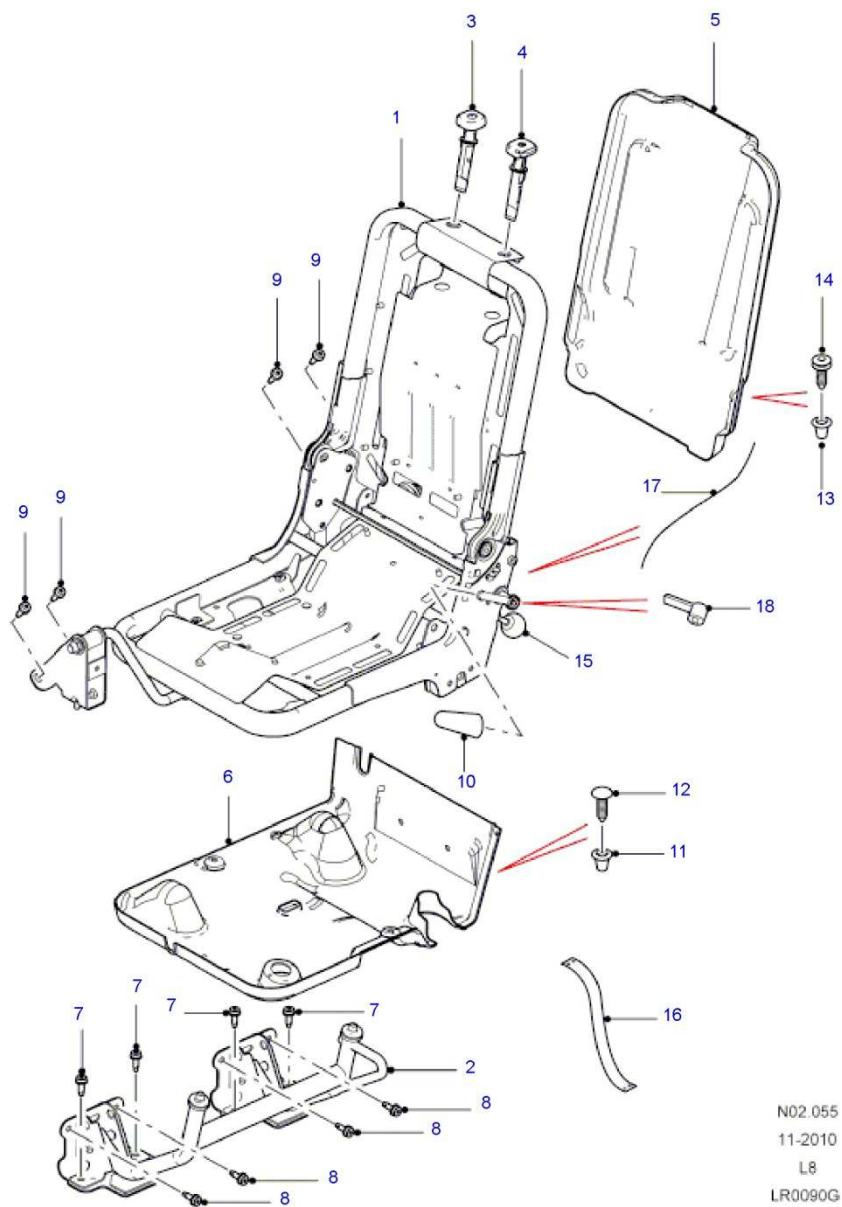
© 2004 - 2012 Infomedia Ltd and its licensors.

Callout	Description	Qty	OSI	From	To	E	Number
1	HEADREST, COUNTY (GREY) VINYL \$	2	-				HAH501690RPI
1	HEADREST, DEFENDER CLOTH BLACK \$	2	-				HAH501690PVJ
1	HEADREST, BLACK, DEFENDER CLOTH / LEATHER \$	2	-		(V)CA999999		HAH501690PUY
1	HEADREST, BLACK, SEAT - STANDARD, DEFENDER CLOTH / LEATHER \$	2	-	(V)DA000001			HAH501690PUY
1	HEADREST, BLACK, DRIVERS SEAT - SPORTS, DEFENDER CLOTH / LEATHER \$	2	-	(V)DA000001			LR040718
2	COVER - REAR SEAT BACK, COUNTY (GREY) VINYL \$	2	-		(V)BA999999		HMA502470RPI
2	COVER - REAR SEAT BACK, DEFENDER CLOTH BLACK \$	2	-		(V)BA999999		HMA502470PVJ
2	COVER - REAR SEAT BACK, BLACK, DEFENDER CLOTH / LEATHER \$	2	-		(V)BA999999		HMA502470PUY
2	COVER - REAR SEAT BACK, COUNTY (GREY) VINYL \$	2	-	(V)CA000001			LR032255
2	COVER - REAR SEAT BACK, DEFENDER CLOTH BLACK \$	2	-	(V)CA000001			LR032237
2	COVER - REAR SEAT BACK, BLACK, DEFENDER CLOTH / LEATHER \$	2	-	(V)CA000001			LR032254
3	COVER - REAR SEAT CUSHION, RH, COUNTY (GREY) VINYL \$	1	-				LR009303
3	COVER - REAR SEAT CUSHION, LH, COUNTY (GREY) VINYL \$	1	-				HPA502440RPI
3	COVER - REAR SEAT CUSHION, RH, DEFENDER CLOTH BLACK \$	1	-		(V)BA999999		LR009302
3	COVER - REAR SEAT CUSHION, RH, DEFENDER CLOTH BLACK \$	1	-	(V)CA000001			LR032235
3	COVER - REAR SEAT CUSHION, LH, DEFENDER CLOTH BLACK \$	1	-				HPA502440PVJ
3	COVER - REAR SEAT CUSHION, BLACK, RH, DEFENDER CLOTH / LEATHER \$	1	-		(V)BA999999		LR009301
3	COVER - REAR SEAT CUSHION, BLACK, RH, DEFENDER CLOTH / LEATHER \$	1	-	(V)CA000001			LR032236
3	COVER - REAR SEAT CUSHION, BLACK, LH, DEFENDER CLOTH / LEATHER \$	1	-				HPA502440PUY

With compliments from ,

Catalogue: Defender 2007-

Section: N02.055 REAR SEAT FRAME (STATION WAGON - 3 DOOR, '90" WHEELBASE' FROM (V)7A000001  
OR STATION WAGON - 5 DOOR, '110" WHEELBASE' FROM (V)7A000001)



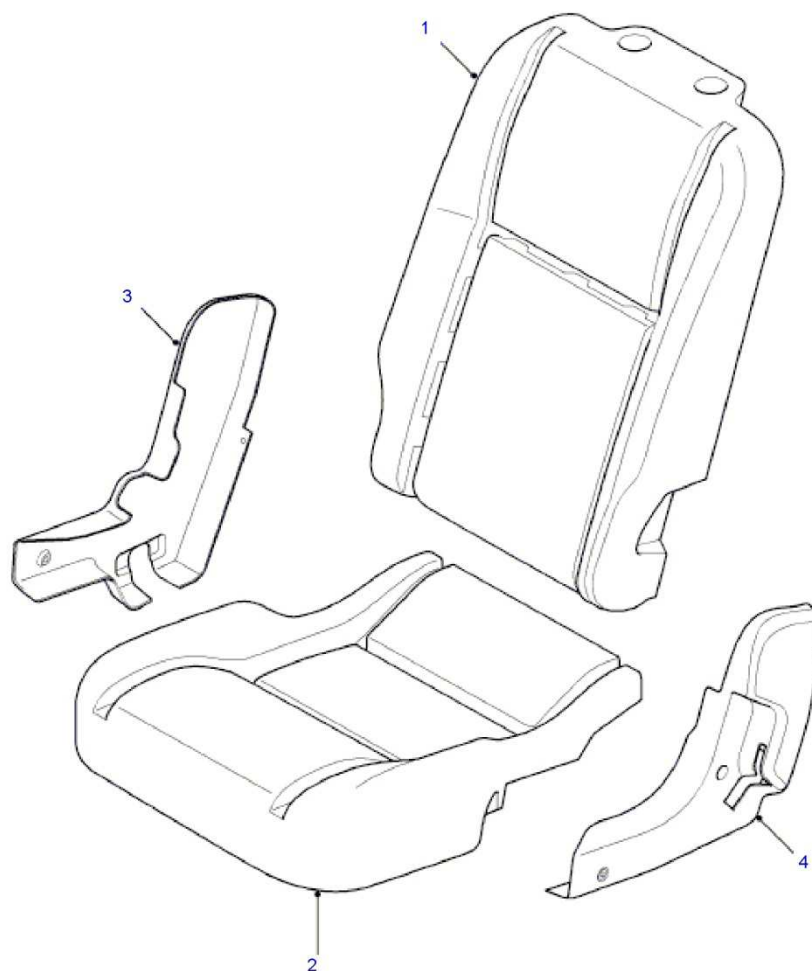
© 2004 - 2012 Infomedia Ltd and its licensors.

Callout	Description	Qty	OSI	From	To	E	Number
1	FRAME - SEAT, RH \$	1	-				HTD500340
1	FRAME - SEAT, LH \$	1	Y		(V)8A999999		HTD500210
1	FRAME - SEAT, LH \$	1	-	(V)9A000001			HTD500350
2	STRIKER, RH \$	1	-		(V)7A742105		HWK500220PUY
2	STRIKER, RH \$	1	-	(V)7A742106			HWK500260PUY
2	STRIKER, LH \$	1	-		(V)7A742105		HWK500230PUY
2	STRIKER, LH \$	1	-	(V)7A742106			HWK500270PUY
3	SLEEVE - GUIDE, NON - LOCKING \$	2	-				HJQ500250PUY
4	SLEEVE - GUIDE, LOCKING TYPE \$	2	-				HJQ500240PUY
5	COVER \$	2	-				LR008261
6	COVER, RH \$	1	-				HMR500040PUY
6	COVER, LH \$	1	-				HMR500050PUY
7	BOLT, M8 X 18 \$	8	-				RYG500690
8	BOLT, M8 X 18 \$	8	-				RYG500690
9	BOLT, M8 X 18 \$	8	-				RYG500690
10	KNOB \$	2	-				MUC8754
11	FASTENER, FEMALE, FIR TREE \$	7	-				HYC500090
12	FASTENER, MALE, FIR TREE \$	7	-				HYR500030
13	FASTENER, FEMALE, FIR TREE \$	8	-				HYC500090
14	FASTENER, MALE, FIR TREE \$	8	-				HYR500020
15	KNOB - LATCH \$	1	-				HWJ500010
16	STRAP \$	1	-				HTQ500080
17	CABLE - SEAT CUSHION RELEASE \$	1	-				HWF500030
18	LEVER - SEAT ADJUSTER, RH \$	1	-				HXG500320
18	LEVER - SEAT ADJUSTER, LH \$	1	-				HXG500330

With compliments from ,

Catalogue: Defender 2007-

Section: N02.060 REAR SEAT PADS/VALANCES & HEATING (STATION WAGON - 3 DOOR, '90" WHEELBASE' FROM (V)7A000001 OR STATION WAGON - 5 DOOR, '110" WHEELBASE' FROM (V)7A000001)



N02.060  
03-2007  
L8  
LR0082

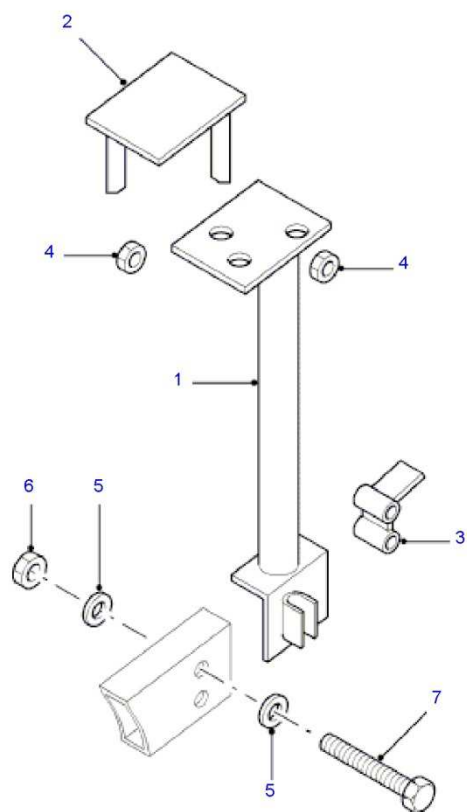


Callout	Description	Qty	OSI	From	To	E	Number
1	PAD - REAR SEAT BACK \$	2	-				HVA500430
2	PAD - REAR SEAT CUSHION \$	2	-				HVB500250
3	VALANCE - SEAT CUSHION, RH, INNER \$	1	-				HXT501340PUY
3	VALANCE - SEAT CUSHION, INNER, LH \$	1	-				HXT501350PUY
4	VALANCE - SEAT CUSHION, OUTER, RH \$	1	-				HXT501360PUY
4	VALANCE - SEAT CUSHION, OUTER, LH \$	1	-				HXT501370PUY

With compliments from ,

Catalogue: Defender 2007-

Section: N02.065 ANCHORAGE - REAR SEATS



N02.065  
02-2008  
L8  
LR0098

Callout	Description	Qty	OSI	From	To	E	Number
1	TUBE, RH \$	1	-				EIO500060
1	TUBE, LH \$	1	-				EIO500070
2	STUD PLATE, RH \$	1	-				AFB710200
2	STUD PLATE, LH \$	1	-				AFB710210
3	SPACER \$	2	-				KVX000020
4	NUT \$	4	-				BYH500060
5	WASHER \$	8	-				VYF500050
6	NUT \$	4	-				RYH500460
7	BOLT, M10 X 110, TORX DRIVE \$	4	-				AYG500140




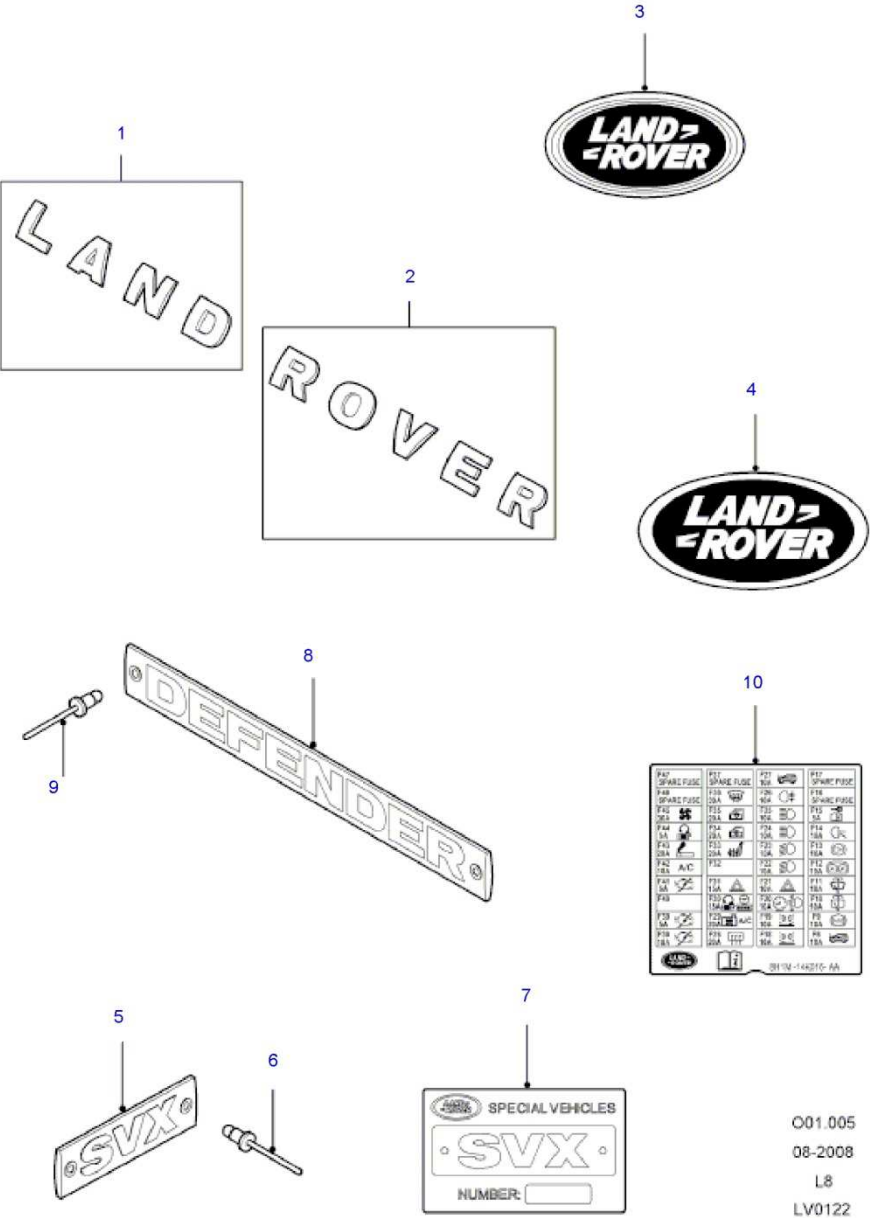
Page left blank



With compliments from ,  
Catalogue: Defender 2007-  
Section: GRAPHIC INDEX

---

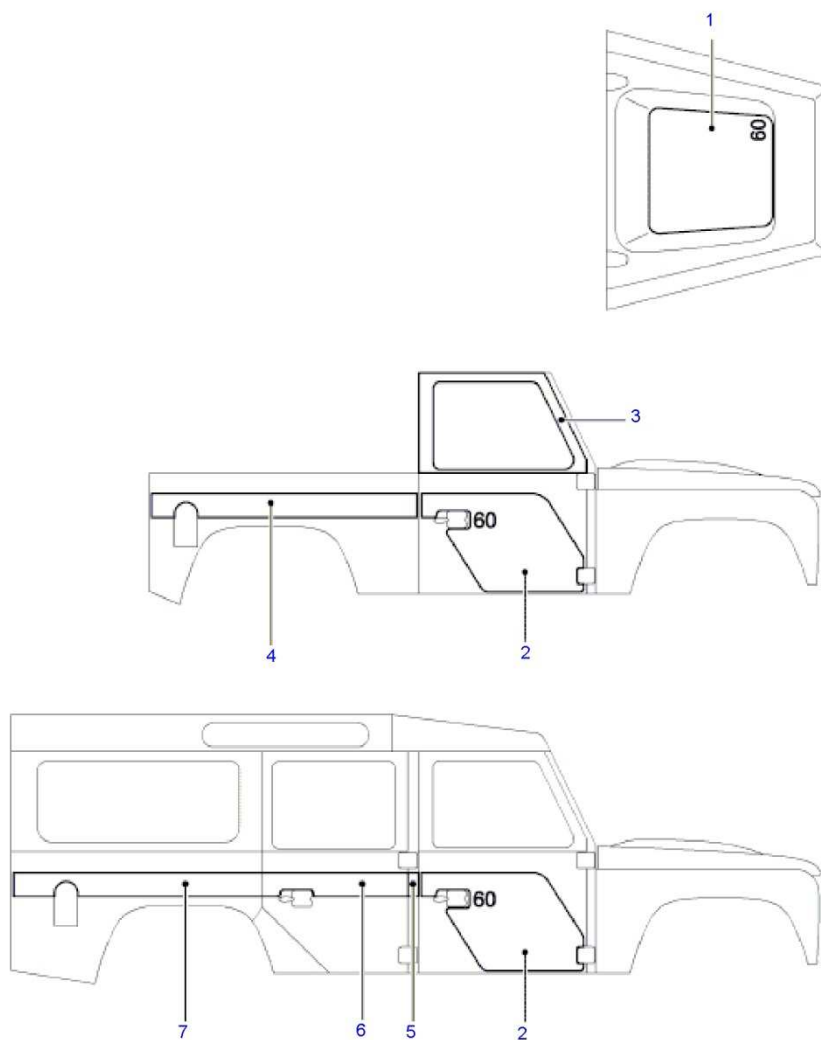




O01.005  
08-2008  
L8  
LV0122

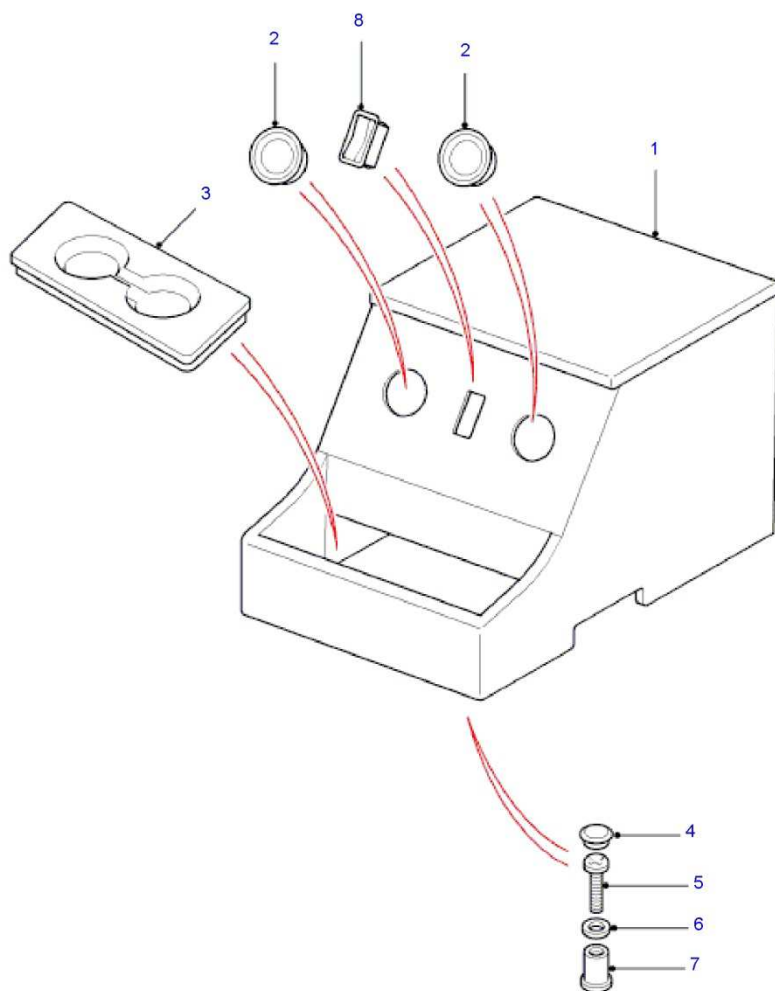


Callout	Description	Qty	OSI	From	To	E	Number
1	NAME PLATE, LAND, TITAN FINISH, FRONT \$	1	-				LR009137
2	NAME PLATE, ROVER, TITAN FINISH, FRONT \$	1	-				LR009138
3	NAME PLATE, OVAL, FRONT \$	1	-				LR008976
4	NAME PLATE, OVAL, REAR \$	1	-				LR009139
5	NAME PLATE, SVX \$	1	-				LR010367
6	RIVET, BLACK \$	X	-				RRC4583
7	DECAL, VEHICLE INFO, PLEASE CONTACT LAND ROVER SPECIAL VEHICLES WITH VIN NUMBER ON FAX 00 44 (0)121 700 9015 TO ORDER \$	1	-				CONTACTSV0
8	NAME PLATE, LUGGAGE COMPARTMENT DOOR \$	1	-				LR009622
9	RIVET, '3/16" X 0.7LNG' \$	2	-				RU612503
10	DECAL, FUSE BOX \$	1	-				LR009790



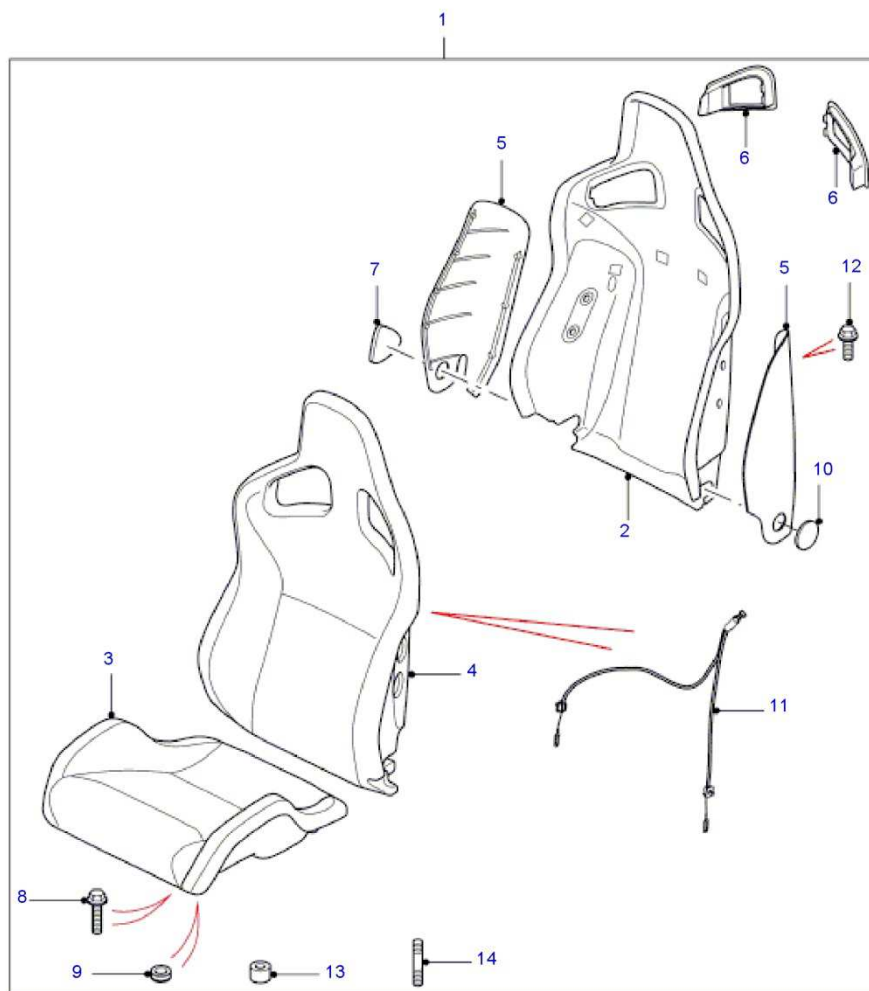
O01.006  
07-2008  
L8  
LV0121

Callout	Description	Qty	OSI	From	To	E	Number
1	DECAL, BONNET \$	1	-				LR012060
2	DECAL, FRONT DOOR, RH \$	1	-				LR012061
2	DECAL, FRONT DOOR, LH \$	1	-				LR012062
3	DECAL, FRONT DOOR, UPPER, RH, SOFT TOP \$	1	-				LR012063
3	DECAL, FRONT DOOR, UPPER, LH, SOFT TOP \$	1	-				LR012198
4	DECAL, REAR QUARTER PANEL, RH, (SOFT TOP OR STATION WAGON - 3 DOOR) \$	1	-				LR012064
4	DECAL, REAR QUARTER PANEL, LH, (SOFT TOP OR STATION WAGON - 3 DOOR) \$	1	-				LR012065
5	DECAL, "B" PILLAR, STATION WAGON - 5 DOOR \$	1	-				LR012068
6	DECAL, REAR DOOR, LH, STATION WAGON - 5 DOOR \$	1	-				LR012066
6	DECAL, REAR DOOR, RH, STATION WAGON - 5 DOOR \$	1	-				LR012067
7	DECAL, REAR QUARTER PANEL, RH, STATION WAGON - 5 DOOR \$	1	-				LR012069
7	DECAL, REAR QUARTER PANEL, LH, STATION WAGON - 5 DOOR \$	1	-				LR012070



O01.010  
06-2008  
L8  
LV0102A

Callout	Description	Qty	OSI	From	To	E	Number
1	CUBBY BOX \$	1	-				LR011783
2	LAMP \$	2	-				XDC500070
3	HOLDER - CUP \$	1	-				FWJ500020PMA
4	PLUG, 9.5MM, PLASTIC \$	2	-				338013
4	PLUG, PLASTIC, 19MM \$	2	-				338020
5	SCREW, M6 X 55 \$	4	-				FYP500580
6	WASHER, 6MM \$	4	-				WA106042
7	NUTSERT-BLIND, M6 \$	4	-				AWR6715
8	SWITCH \$	1	-				LR008973

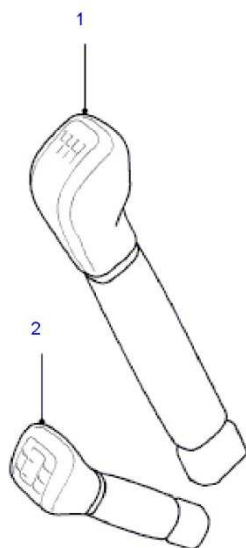


O01.015  
10-2011  
L8  
LV0114A

Callout	Description	Qty	OSI	From	To	E	Number
1	SEAT, RECARO, RH \$	1	-				LR009165
1	SEAT, RECARO, LH \$	1	-				LR009166
2	COVER, SEAT BACK \$	2	-				LR010116
3	CUSHION - SEAT \$	1	-				LR010115
4	BACK - SEAT, LH \$	1	-				LR010113
4	BACK - SEAT, RH \$	1	-				LR010114
5	VALANCE - SEAT SIDE, LH \$	1	-				LR010117
5	VALANCE - SEAT SIDE, RH \$	1	-				LR010118
6	COVER, RH, BELT GUIDE \$	1	-				LR010119
6	COVER, LH, BELT GUIDE \$	1	-				LR010120
7	HANDWHEEL - RECLINING MECHANISM \$	1	-				LR010121
8	SCREW, M8 X 40 \$	4	-				FS108405
9	WASHER, M8 \$	8	-				HYF500090
10	COVER, HANDWHEEL-FRONT SEAT SQUAB MANUAL RECLINE MECHANISM \$	1	-				LR012461
11	CABLE, RH \$	1	-				LR012462
11	CABLE, LH \$	1	-				LR012463
12	SCREW \$	14	-				LR012474
13	SPACER \$	4	-				LR009826
14	STUD \$	2	-				TE108065L

With compliments from ,  
Catalogue: Defender 2007-  
Section: O01.020 GEAR KNOBS

---



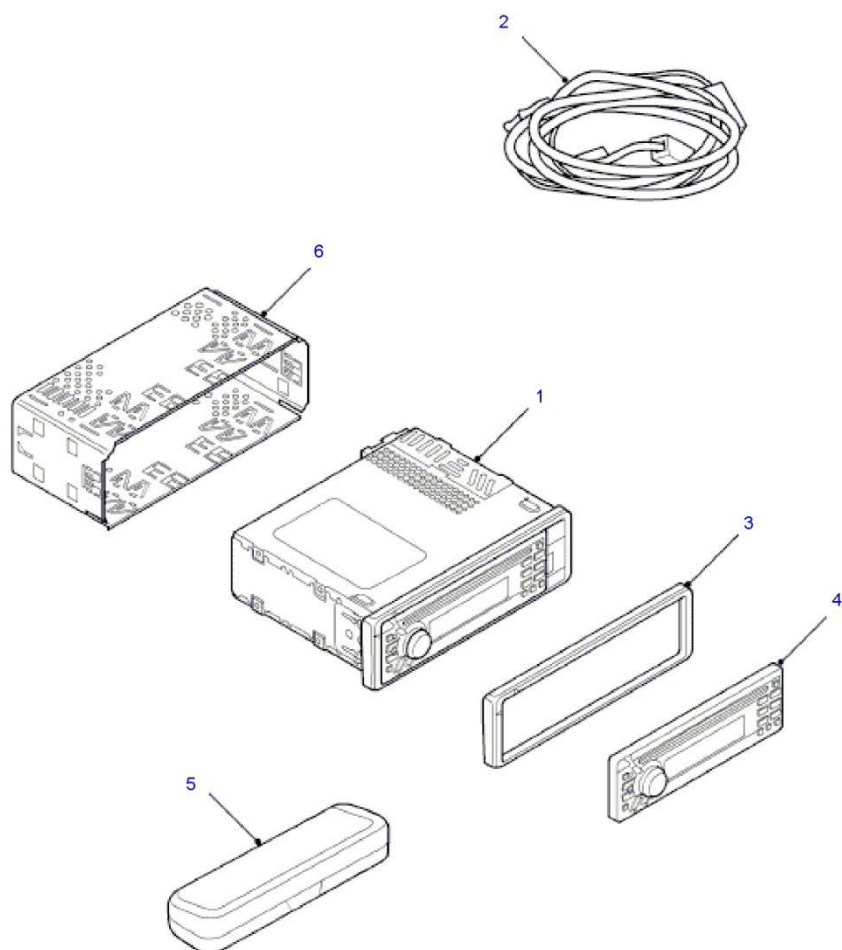
O01.020  
06-2008  
L8  
LV0115A



Callout	Description	Qty	OSI	From	To	E	Number
1	KNOB - GEAR CHANGE LEVER, ALLOY, GEARBOX \$	1	-				LR008904
2	KNOB - GEAR CHANGE LEVER, ALLOY, TRANSFER BOX \$	1	-				LR010171

With compliments from ,  
Catalogue: Defender 2007-  
Section: O01.030 HEAD UNIT

---



O01.030  
03-2008  
L8  
LV0105

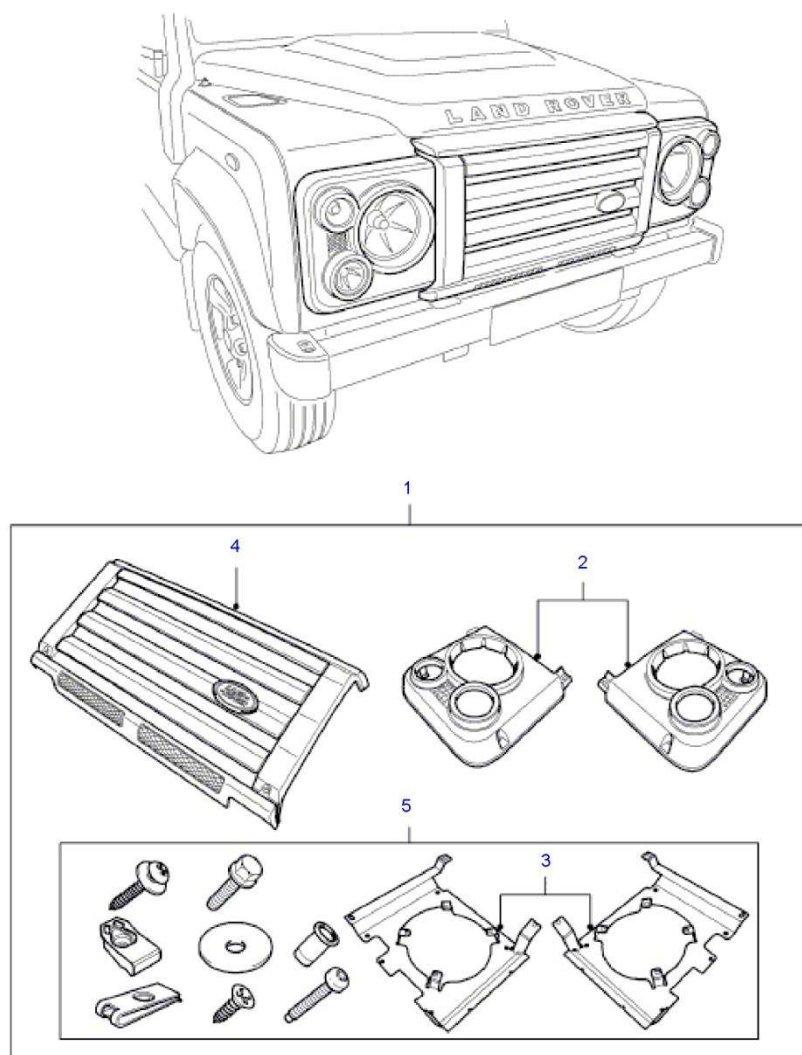
© 2004 - 2012 Infomedia Ltd and its licensors.

Callout	Description	Qty	OSI	From	To	E	Number
1	RADIO WITH CD PLAYER, CLARION \$	1	Y		[V]8A555554		LR008981
1	RADIO WITH CD PLAYER, CLARION \$	1	-	[V]8A555555			LR009713
2	WIRE - RADIO FEED, SUBWOOFER/RADIO LINK \$	1	-				LR009714
3	FINISHER \$	1	-				LR009618
4	PANEL - CD PLAYER \$	1	-				LR009619
5	BOX - CD PLAYER PANEL \$	1	-				LR009620
6	PLATE - RADIO MOUNTING \$	1	Y				LR009621

With compliments from ,

Catalogue: Defender 2007-

Section: O01.035 HEADLAMP SURROUNDS AND GRILLE



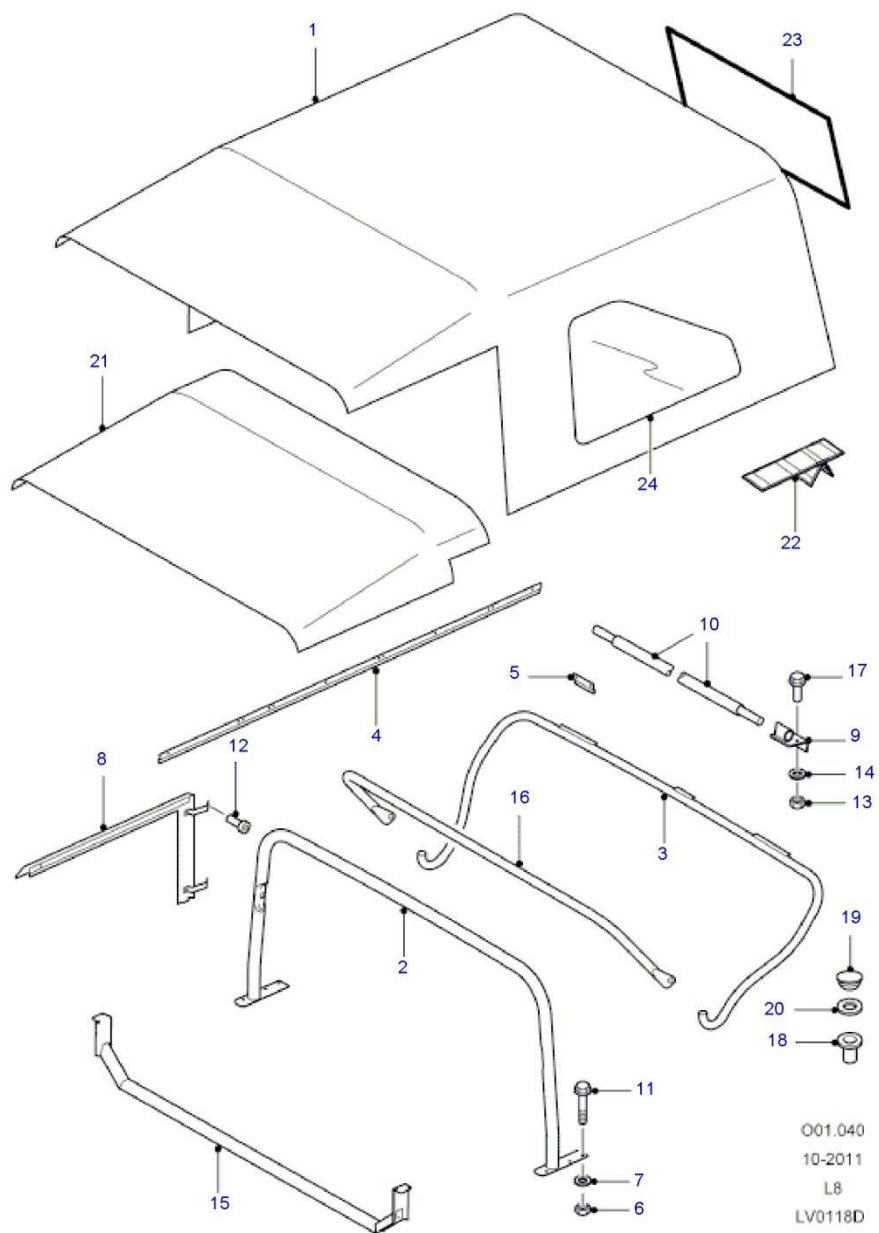
O01.035  
10-2009  
L8  
LV0123B

Callout	Description	Qty	OSI	From	To	E	Number
1	GRILLE - RADIATOR, COMPLETE KIT, TITAN / BLACK \$	1	Y				LR008362
2	SURROUND - HEADLAMP, TITAN / BRUNEL, PAIR \$	1	-				LR008365
3	BRACKET, RH \$	1	Y				LR008370
3	BRACKET, LH \$	1	Y				LR008369
4	GRILLE - RADIATOR, TITAN / BLACK \$	1	-				LR008364
5	KIT - FIXING PARTS \$	1	-				LR008366

With compliments from ,

Catalogue: Defender 2007-

Section: O01.040 HOOD AND RELATED PARTS

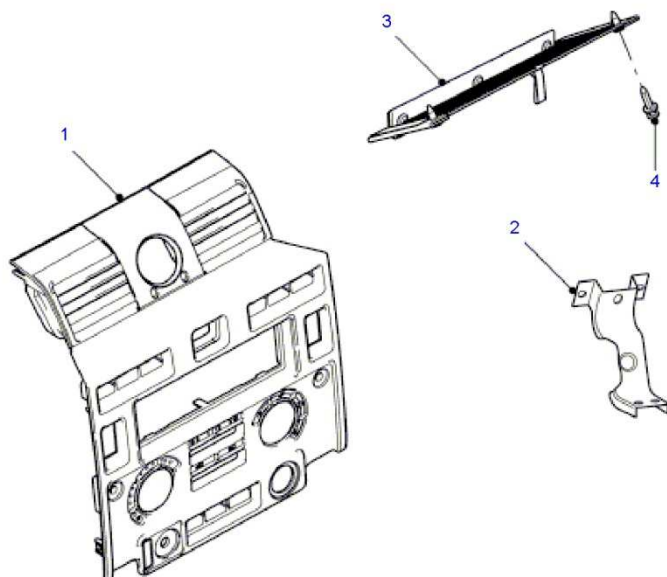


© 2004 - 2012 Infomedia Ltd and its licensors.

Callout	Description	Qty	OSI	From	To	E	Number
1	HOOD, SOFT TOP \$	1	-				LR008923
2	STAY - HOOD, FRONT \$	1	-				LR010381
3	STAY - HOOD, HINGED, REAR \$	1	-				LR010519
4	BRACKET, RH \$	1	-				LR008918
4	BRACKET, LH \$	1	-				LR008919
5	BRACKET, REAR, RH \$	1	-				LR008920
5	BRACKET, REAR, LH \$	1	-				LR008921
6	NUT, M8, FLANGED \$	6	-				FY108046
7	WASHER, M8 \$	6	-				WA108056
8	DRAIN, RH \$	1	-				LR010369
8	DRAIN, LH \$	1	-				LR010370
9	RETAINER, RH, HOOD - REAR \$	1	-				LR008952
9	RETAINER, LH, HOOD - REAR \$	1	-				LR010649
10	RETAINER, HOOD - REAR \$	1	-				LR008953
11	BOLT, M8 X 25 \$	6	-				VYP500050
12	BOLT, M6 X 16MM \$	3	-				RYP500950
13	NUT, M6 \$	1	-				FY106046
14	WASHER, M6 \$	1	-				WA106042
15	FINISHER \$	1	-				LR009167
16	STAY - HOOD, SMALL, REAR \$	1	-				LR010518
17	BOLT, M6 X 16MM \$	1	-				RYP500950
18	INSERT, PLASTIC \$	2	-				LR012195
19	PLUG \$	2	-				LR012196
20	WASHER, M6 \$	2	-				LR012197
21	HOOD, BIMINI - SHORT HOOD, SOFT TOP \$	1	-				LR014748
22	STRAP - SECURING \$	1	-				LR010648
23	WINDOW - BACK \$	1	-				LR010644
24	GLASS - QUARTER WINDOW, RH \$	1	-				LR010622
24	GLASS - QUARTER WINDOW, LH \$	1	-				LR010642

With compliments from ,  
Catalogue: Defender 2007-  
Section: O01.045 INSTRUMENT PANEL

---



O01.045  
10-2010  
L8  
LV0106A

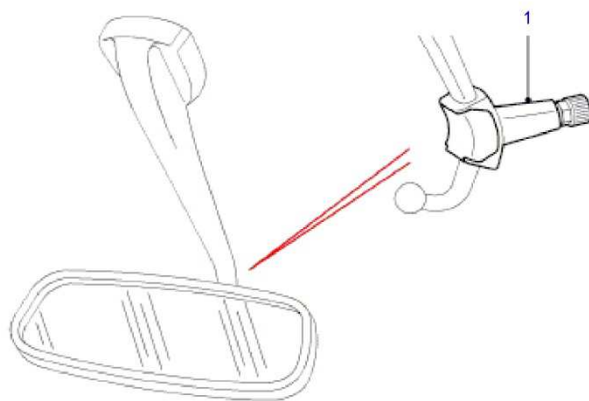


Callout	Description	Qty	OSI	From	To	E	Number
1	COVER - INSTRUMENT PANEL, TITAN FINISH \$	1	-				LR008896
2	BRACKET, UPPER, INSTRUMENT PANEL \$	1	-				LR008897
3	NET \$	1	-				LR010645
4	RIVET - PLASTIC \$	2	-				DYQ100230

With compliments from ,

Catalogue: Defender 2007-

Section: O01.048 INTERIOR REAR VIEW MIRROR



O01.048

01-2009

L8

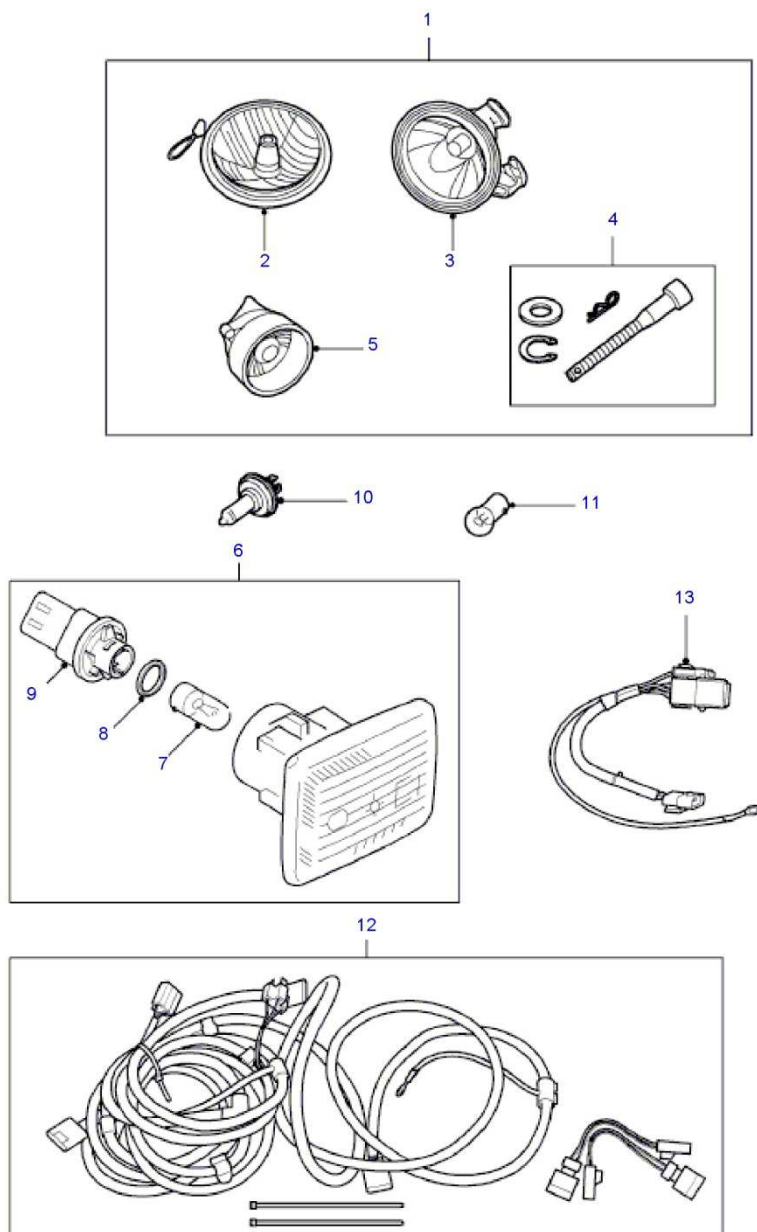
LV0125

Callout	Description	Qty	OSI	From	To	E	Number
1	PAD - ANTI-RATTLE, SOFT TOP \$	1	-				LR013823

With compliments from ,

Catalogue: Defender 2007-

Section: O01.050 LAMPS - FRONT - SIDE AND INDICATOR



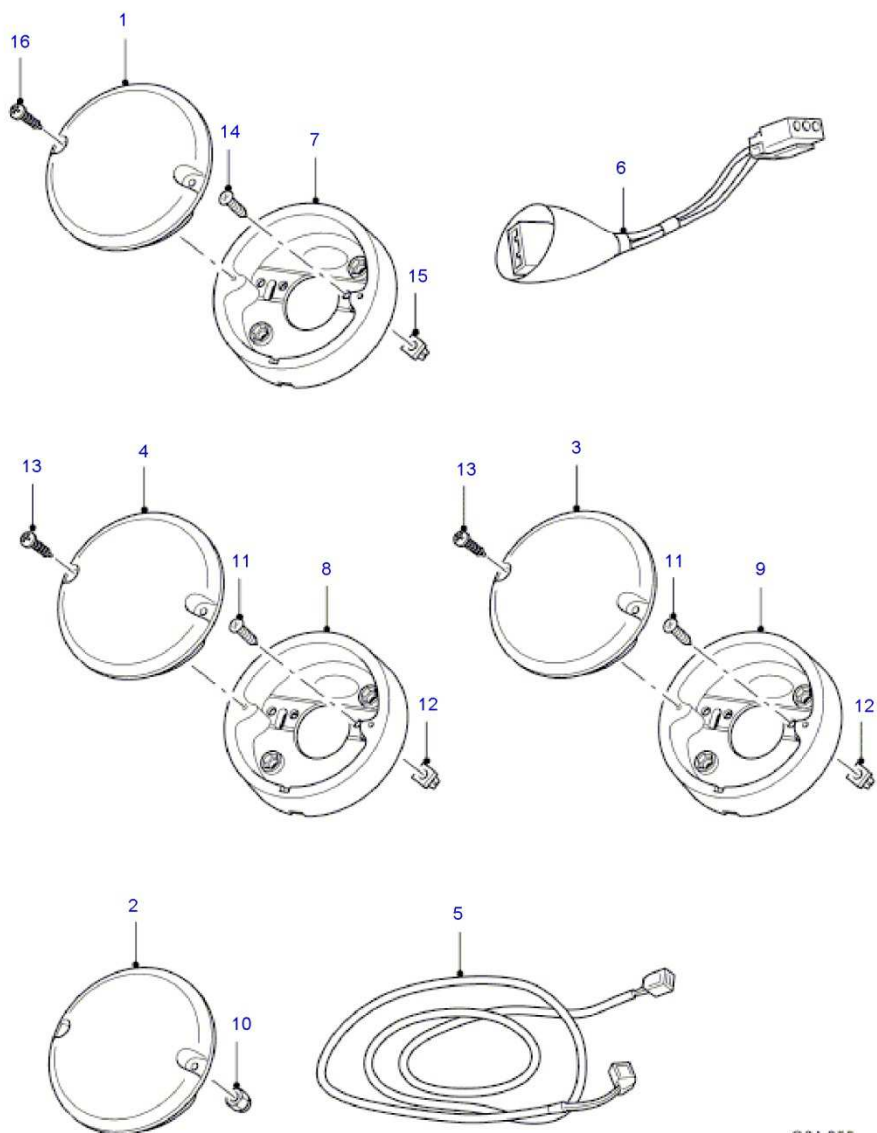
O01.050  
12-2009  
L8  
LV0120A

Callout	Description	Qty	OSI	From	To	E	Number
1	KIT, FRONT, LIGHTING, RHD, WITH MANUAL HEADLAMP LEVELLING \$	1	-				VPLDV0001
1	KIT, FRONT, LIGHTING, RHD, LESS HEADLAMP LEVELLING \$	1	-				VPLDV0002
1	KIT, FRONT, LIGHTING, LHD, WITH MANUAL HEADLAMP LEVELLING \$	1	-				VPLDV0003
1	KIT, FRONT, LIGHTING, LHD, LESS HEADLAMP LEVELLING \$	1	-				VPLDV0004
2	HEADLAMP, RHD, WITH MANUAL HEADLAMP LEVELLING \$	2	-				VPLDV0009
2	HEADLAMP, RHD, LESS HEADLAMP LEVELLING \$	2	-				VPLDV0010
2	HEADLAMP, LHD, WITH MANUAL HEADLAMP LEVELLING \$	2	-				VPLDV0011
2	HEADLAMP, LHD, LESS HEADLAMP LEVELLING \$	2	-				VPLDV0012
3	SPOTLAMP, RH \$	1	-				LR004089
3	SPOTLAMP, LH \$	1	-				LR004090
4	KIT - HEADLAMP ADJUSTING \$	1	-				VPLDV0008
5	INDICATOR \$	2	-				VPLDV0007
6	LAMP - SIDE FLASHER \$	2	-				XGB100310L
7	BULB-501-W10/5-5 WATT, AMBER \$	2	Y				XZQ100210
8	O RING \$	2	Y				AFU3112
9	HOLDER-SIDE REPEATER BULB \$	2	-				YPY100220
10	BULB-HEADLAMP-H4-60/65 WATT, QUARTZ HALOGEN, CLEAR., MAIN & DIPPED FRONT LIGHT, LESS HEADLAMP LEVELLING \$	2	-				589783
11	BULB, SIDE LAMP \$	2	-				AFU4481
11	BULB, FOR FRONT INDICATOR LAMP \$	2	-				XZQ500010
12	KIT - WIRING, FRONT END LIGHTING \$	1	-				LR017936
13	KIT - WIRING, RELAY HARNESS \$	1	-				LR017937

With compliments from ,

Catalogue: Defender 2007-

Section: O01.055 LAMPS REAR - INDICATOR,FOG,REVERSE



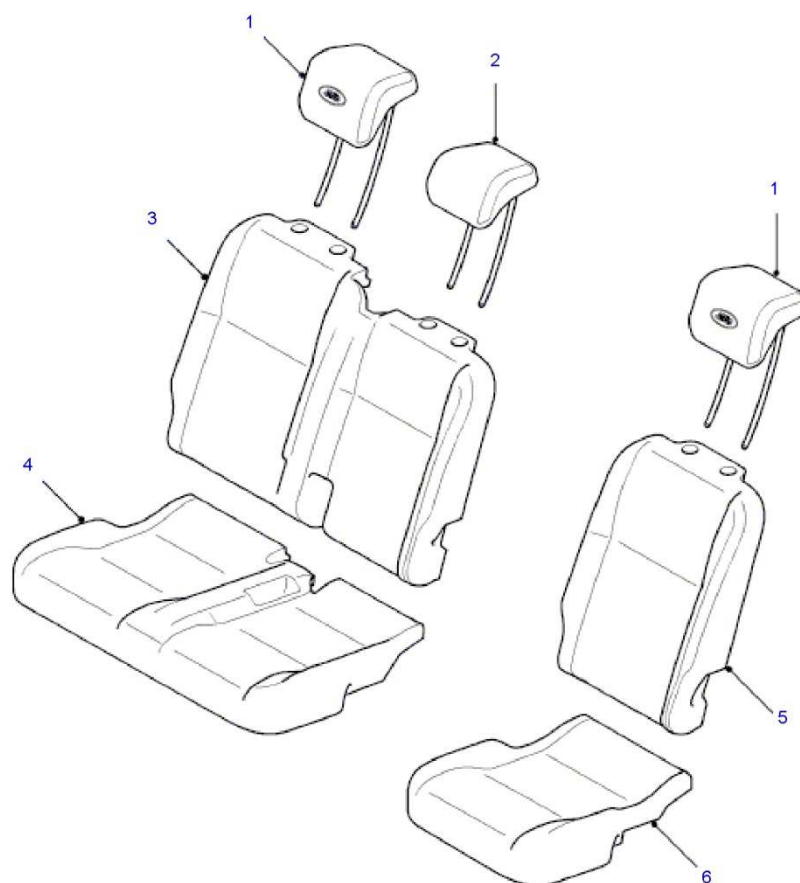
O01.055  
10-2011  
L8  
LV0116B

Callout	Description	Qty	OSI	From	To	E	Number
1	LAMP, LED, STOP/TAIL \$	2	-				LR008913
2	INDICATOR \$	2	-				LR009792
3	LAMP - FOG - REAR, LED \$	1	-				LR008975
4	LAMP - REVERSING, LED \$	1	-				LR008982
5	WIRING - REAR LAMPS, FOG AND REVERSE LAMP \$	2	-				LR009711
6	WIRING - REAR LAMPS, TAIL LAMP \$	2	-				LR010368
7	BASE - REAR LAMP \$	2	-				LR009773
8	BASE - REAR LAMP \$	1	-				LR009773
9	BASE - REAR LAMP \$	1	-				LR009773
10	NUT, M5 \$	4	-				FN105042
11	SCREW, SIZE 8 - SELF TAPPING, REVERSE LAMP \$	2	-				DA608044L
11	SCREW, SIZE 8 - SELF TAPPING, FOG LAMP REAR \$	2	-				DA608044L
12	NUT, REVERSE LAMP \$	2	-				RTC3745
12	NUT, FOG LAMP REAR \$	2	-				RTC3745
13	SCREW, NO.6, REVERSE LAMP \$	2	-				LR010398
13	SCREW, NO.6, FOG LAMP REAR \$	2	-				LR010398
14	SCREW, SIZE 8 - SELF TAPPING, STOP/TAIL \$	4	-				DA608044L
15	NUT, STOP/TAIL \$	4	-				RTC3745
16	SCREW, NO.6, STOP/TAIL \$	4	-				DA606059L

With compliments from ,

Catalogue: Defender 2007-

Section: O01.060 MIDDLE ROW SEATS (STATION WAGON - 5 DOOR, '110" WHEELBASE')



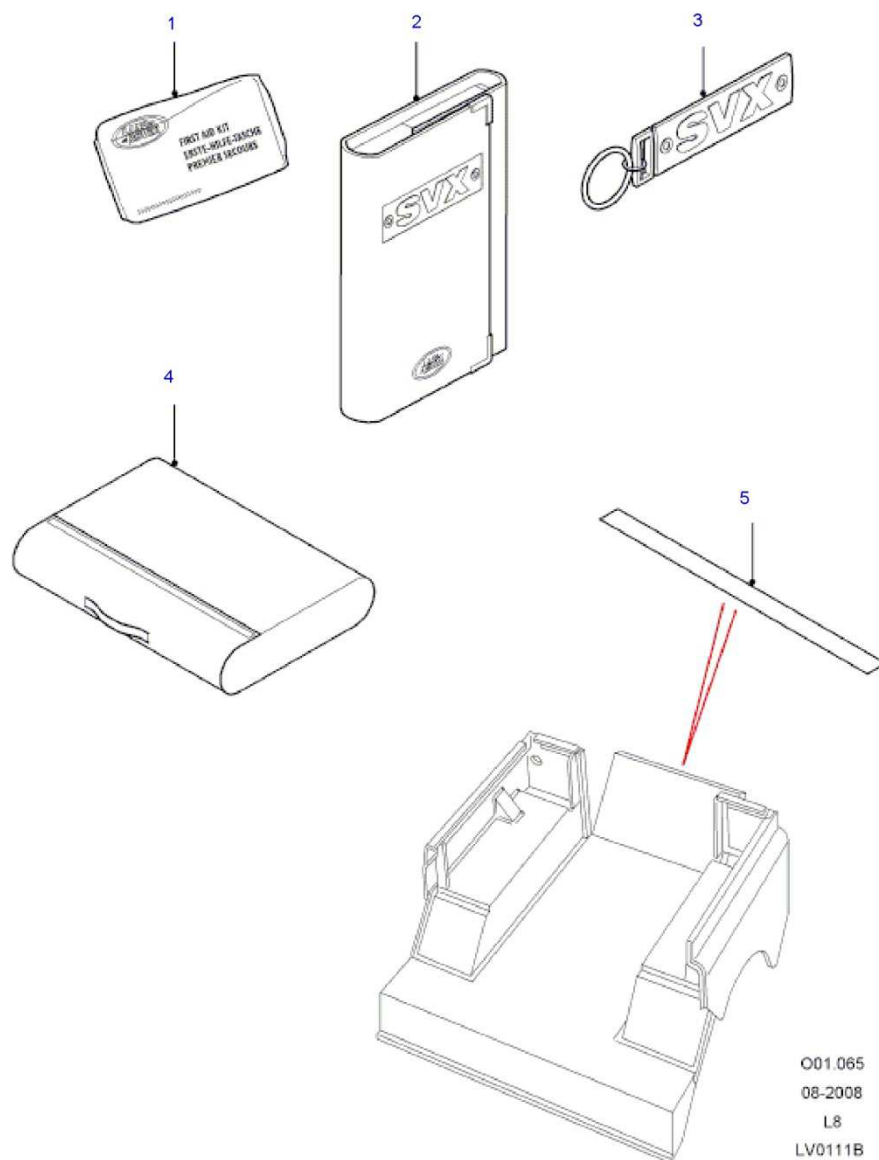
O01.060  
06-2008  
L8  
LR0102



Callout	Description	Qty	OSI	From	To	E	Number
1	HEADREST, WITH LOGO \$	1	-				LR009429
2	HEADREST, LEATHER \$	1	-				HAH501710PUY
3	COVER - REAR SEAT BACK, 60% SEAT \$	1	-				LR011991
4	COVER - REAR SEAT CUSHION, 60% SEAT \$	1	-				LR011992
5	COVER - REAR SEAT BACK, 40% SEAT \$	1	-				LR011993
6	COVER - REAR SEAT CUSHION, 40% SEAT \$	1	-				LR011994

With compliments from ,  
Catalogue: Defender 2007-  
Section: O01.065 MISCELLANEOUS ITEMS

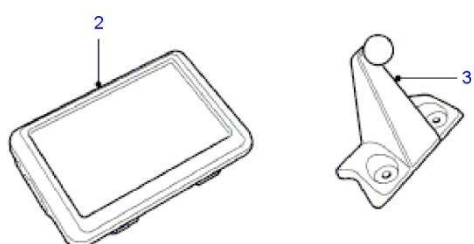
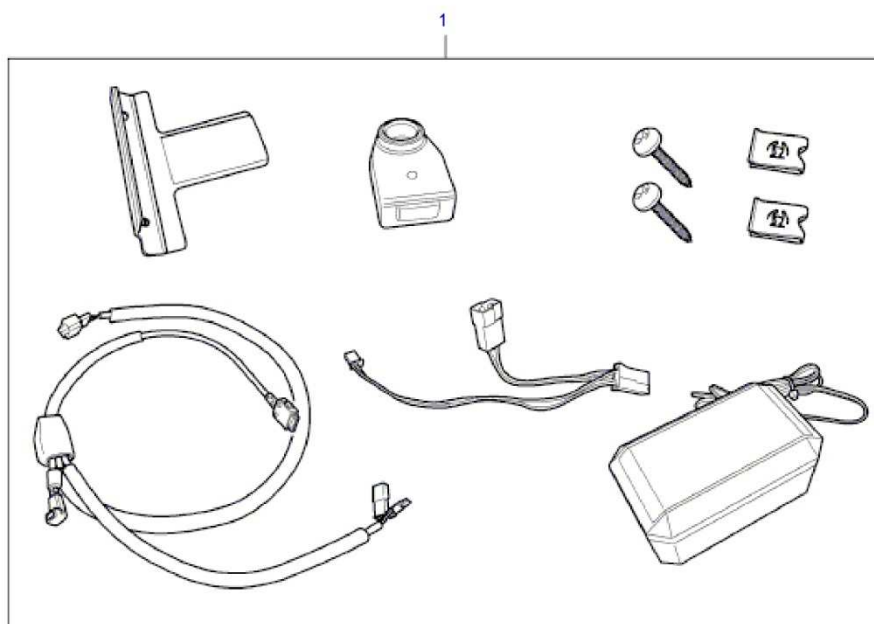
---



Callout	Description	Qty	OSI	From	To	E	Number
1	KIT - FIRST AID \$	1	-				KEF500020
2	HOLDER - OWNERS MANUAL, PLEASE CONTACT LAND ROVER SPECIAL VEHICLES WITH VIN NUMBER ON FAX 00 44 (0)121 700 9015 TO ORDER \$	1	Y				LR009624
3	KEY FOB \$	1	-				LR010293
4	COVER, STOWAGE BAG \$	1	-				LR008930
5	PROTECTOR \$	1	-				LR010522

With compliments from ,  
Catalogue: Defender 2007-  
Section: O01.070 NAVIGATION SYSTEM

---

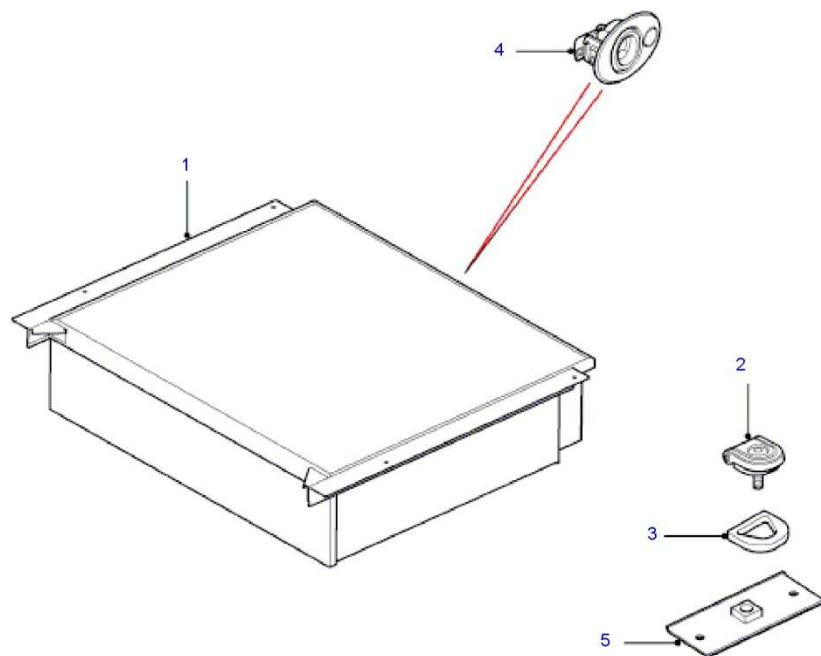


O01.070  
11-2009  
L8  
LV0117C

Callout	Description	Qty	OSI	From	To	E	Number
1	KIT - NAVIGATION SYSTEM \$	1	-				LR008217
2	NAVIGATION COMPUTER - WITH SCREEN \$	1	-				LR008214
3	BRACKET, MOUNTING \$	1	-				LR018662

With compliments from ,  
Catalogue: Defender 2007-  
Section: O01.075 REAR BOX (SOFT TOP)

---



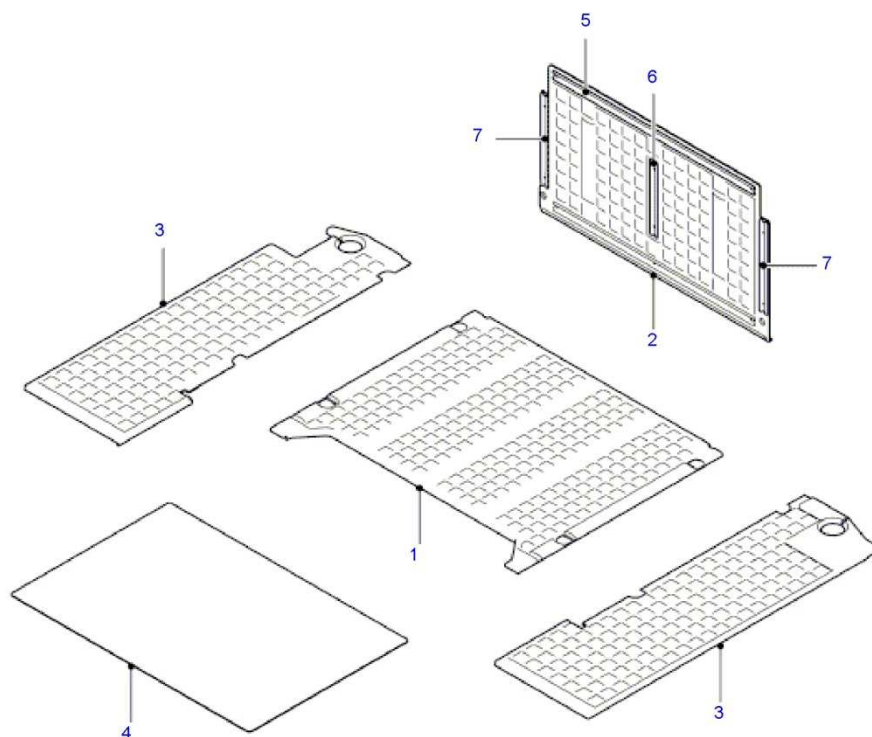
O01.075  
11-2009  
L8  
LV0110A

© 2004 - 2012 Infomedia Ltd and its licensors.

Callout	Description	Qty	DSI	From	To	E	Number
1	BOX - STOWAGE \$	1	Y				LR008988
2	LOOP \$	2	-				EOZ500060WTK
3	SPACER \$	1	-				LR010663
4	LATCH - STOWAGE BOX, WITH KEYS \$	1	-				LR010505
5	BRACKET, TIE LOOP \$	1	-				LR008922

With compliments from ,  
Catalogue: Defender 2007-  
Section: O01.080 REAR MATS (SOFT TOP)

---



O01.080  
10-2011  
L8  
LV0113A



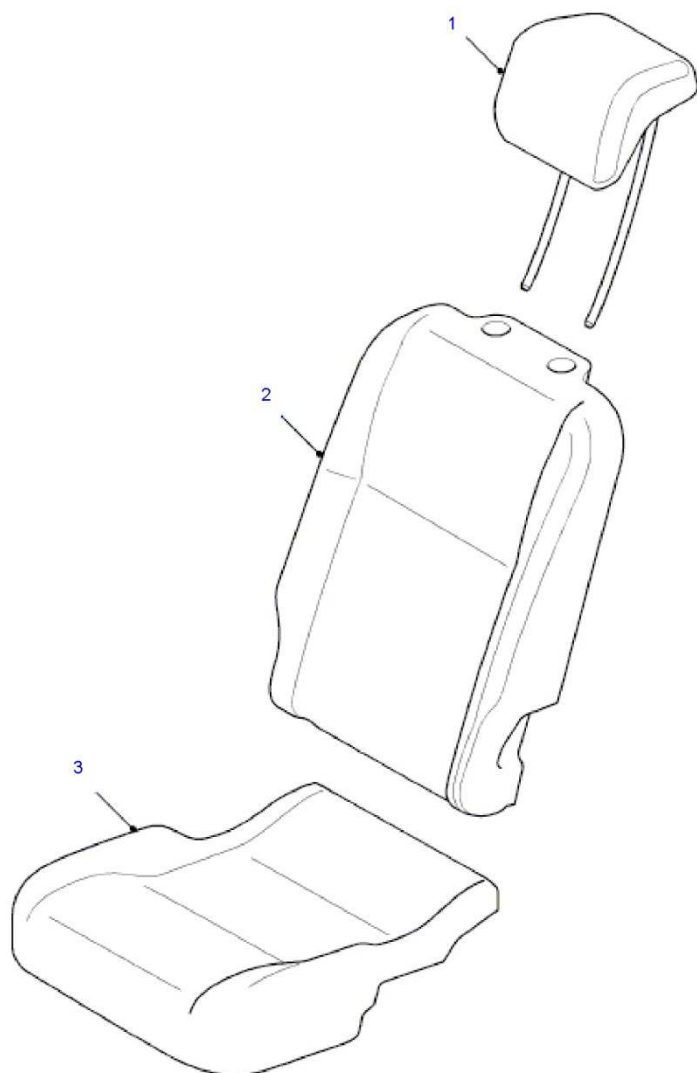
Callout	Description	Qty	OSI	From	To	E	Number
1	MAT - REAR FLOOR, CENTRE \$	1	-				LR010323
2	MAT, TAILGATE \$	1	-				LR010324
3	MAT, RH, WHEELARCH \$	1	-				LR010325
3	MAT, LH, WHEELARCH \$	1	-				LR010326
4	MAT, STOWAGE BOX \$	1	-				LR010346
5	FINISHER \$	1	-				LR010343
6	FINISHER \$	1	-				LR010344
7	FINISHER \$	1	-				LR010345

With compliments from ,

Catalogue: Defender 2007-

Section: O01.085 REAR SEAT (STATION WAGON - 3 DOOR OR STATION WAGON - 5 DOOR)

---




O01.085  
11-2008  
L8  
LR0105

© 2004 - 2012 Infomedia Ltd and its licensors.

Callout	Description	Qty	DSI	From	To		E	Number
1	HEADREST \$	2	-					LR009429
2	COVER - REAR SEAT BACK \$	2	-					LR011990
3	COVER - REAR SEAT CUSHION, RH \$	1	-					LR011988
3	COVER - REAR SEAT CUSHION, LH \$	1	-					LR011989

Section: 001.090 ROLL CAGE (SOFT TOP, '90" WHEELBASE')

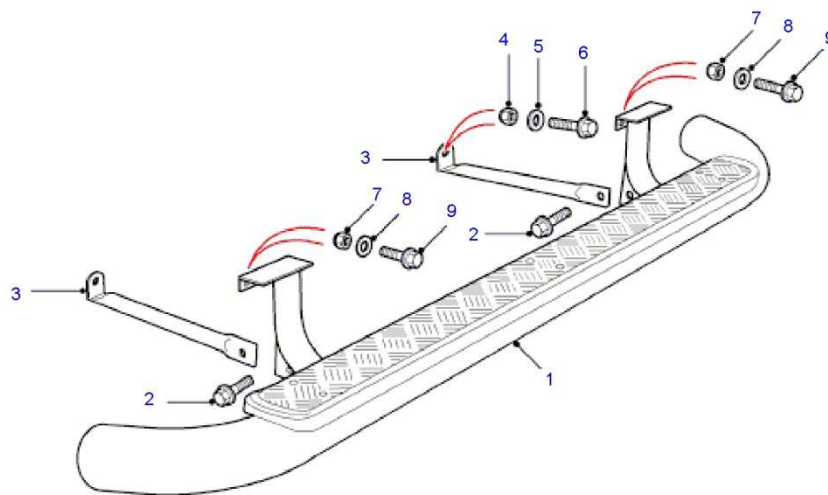


950

Callout	Description	Qty	OSI	From	To	E	Number
1	HOOP, FRONT SCREEN \$	1	-				LR010378
2	CROSSMEMBER, FRONT SCREEN \$	1	-				LR010379
3	MEMBER - SIDE, RH/LH \$	2	-				LR008945
4	HOOP, REAR \$	1	-				LR010382
5	BAR - ROLL, RH \$	1	-				LR010380
5	BAR - ROLL, LH \$	1	-				LR008941
6	COVER, BRACKET, BLACK, TOP, SEAT BELT \$	2	-				LR009147
7	TUBE, REAR, RH \$	1	-				EIO500020
7	TUBE, REAR, LH \$	1	-				EIO500030
8	BOLT, M10 X 110, TORX DRIVE \$	4	-				AYG500140
9	SPACER \$	2	-				KVX000020
10	NUT AND WASHER - HEX., M8 \$	2	-				RYH500450
11	WASHER \$	8	-				VYF500050
12	NUT \$	4	-				RYH500460
13	BRACKET, RH, FRONT \$	1	-				LR009179
13	BRACKET, LH, FRONT \$	1	-				LR010159
14	SEAL, FRONT WING \$	2	-				LR008983
15	BOLT, M8 X 50MM \$	2	-				BYG500120
16	BOLT, M8 X 50MM \$	2	-				BYG500120
17	BOLT, M8 X 18MM \$	8	-				RYG500690
18	BOLT, M8 X 25MM \$	4	-				VYP500050
19	NUT AND WASHER - HEX., M8 \$	4	-				RYH500450
20	BRACKET, REAR, MOUNTING \$	2	-				LR008915
21	BRACKET, REAR, RH, MOUNTING \$	1	-				LR010531
21	BRACKET, REAR, LH, MOUNTING \$	1	-				LR010734
22	BOLT, M8 X 25MM \$	4	-				RYG501010

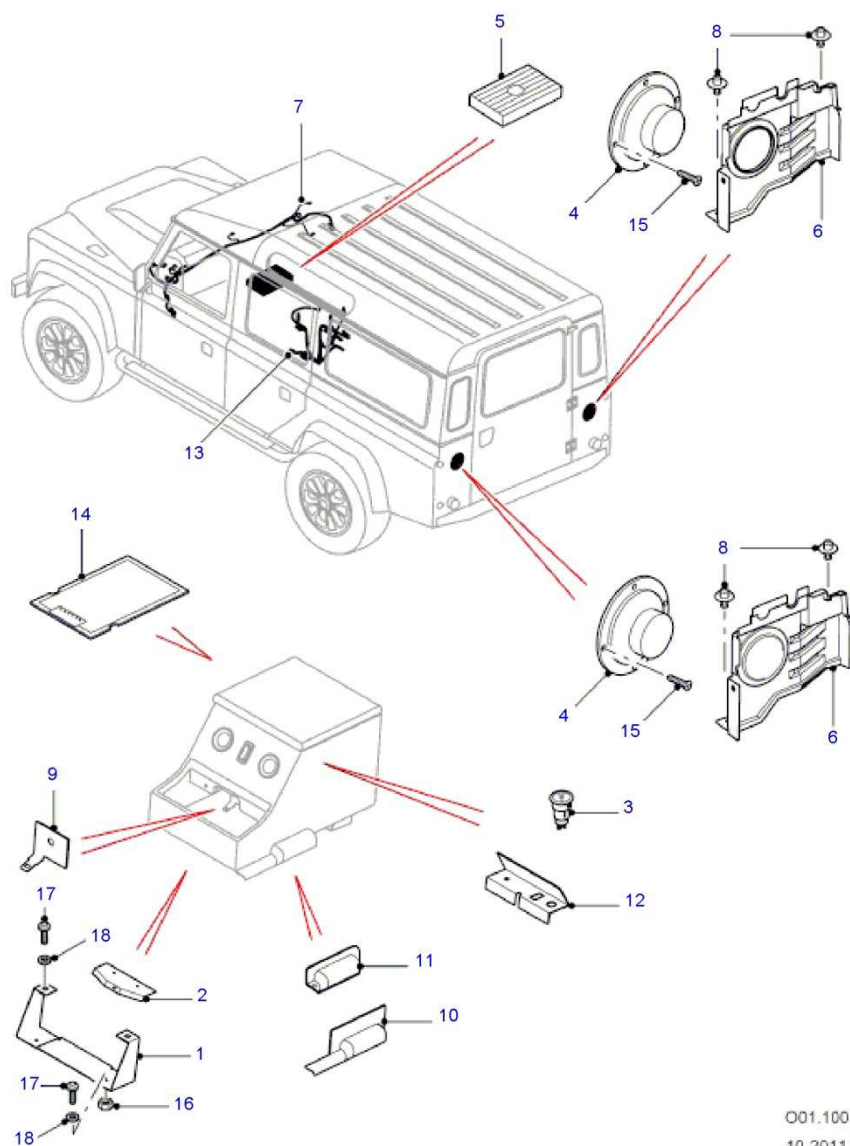
With compliments from ,  
Catalogue: Defender 2007-  
Section: O01.095 SIDE RUNNERS

---



O01.095  
03-2008  
L8  
LV0112

Callout	Description	Qty	OSI	From	To	E	Number
1	STEP, SILVER, RH, '90" WHEELBASE' \$	1	-				LR008381
1	STEP, SILVER, LH, '90" WHEELBASE' \$	1	-				LR008378
1	STEP, SILVER, NON HANDED, '110" WHEELBASE' \$	2	-				LR008374
2	SCREW, M8 X 20MM, BRACE TO STEP, '110" WHEELBASE' \$	4	-				FS108207L
2	SCREW, M8 X 20MM, BRACE TO STEP, '90" WHEELBASE' \$	2	-				FS108207L
3	BRACE, BLACK, '110" WHEELBASE' \$	4	Y				DFE500100PMA
3	BRACE, BLACK, '90" WHEELBASE' \$	2	Y				DFE500100PMA
4	NUT - HEX., M8, NYLOC, BRACE TO CHASSIS, '110" WHEELBASE' \$	4	-				FY108046
4	NUT - HEX., M8, NYLOC, BRACE TO CHASSIS, '90" WHEELBASE' \$	2	-				FY108046
5	WASHER, M8, BRACE TO CHASSIS, '110" WHEELBASE' \$	4	-				WJ108006
5	WASHER, M8, BRACE TO CHASSIS, '90" WHEELBASE' \$	2	-				WJ108006
6	SCREW, M8 X 25MM, BRACE TO CHASSIS, '110" WHEELBASE' \$	4	Y				FS108257L
6	SCREW, M8 X 25MM, BRACE TO CHASSIS, '90" WHEELBASE' \$	2	Y				FS108257L
7	NUT - HEX., M8, NYLOC, SIDE STEP TO BC POST, '110" WHEELBASE' \$	4	-				FY108046
7	NUT - HEX., M8, NYLOC, SIDE STEP TO SILL, '90" WHEELBASE' \$	4	-				FY108046
8	WASHER, M8, SIDE STEP TO BC POST, '110" WHEELBASE' \$	4	-				WJ108006
8	WASHER, M8, SIDE STEP TO SILL, '90" WHEELBASE' \$	4	-				WJ108006
9	SCREW, M8 X 25MM, SIDE STEP TO BC POST, '110" WHEELBASE' \$	4	Y				FS108257L
9	SCREW, M8 X 25MM, SIDE STEP TO BC POST, '90" WHEELBASE' \$	4	Y				FS108257L



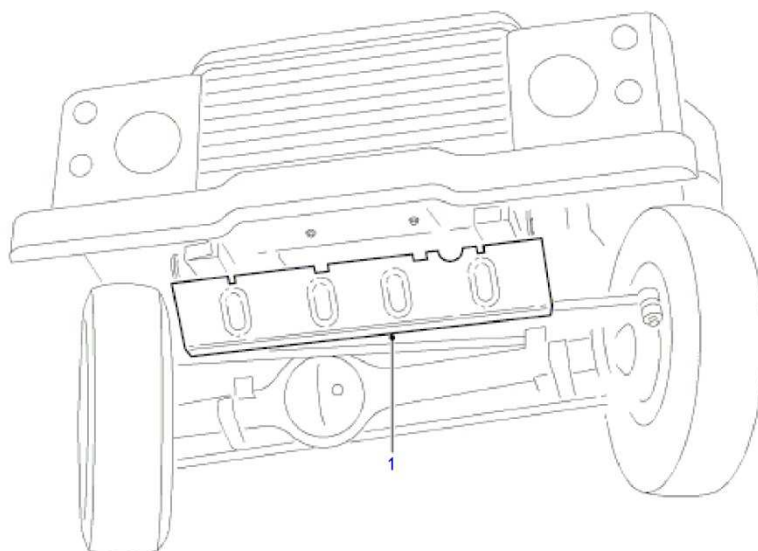
O01.100  
10-2011  
L8  
L8O01100A



Callout	Description	Qty	OSI	From	To	E	Number
1	BRACKET - CONSOLE \$	1	-				LR008979
2	BRACKET - HOUSING MOUNTING \$	1	-				LR009081
3	SOCKET \$	1	-				LR003821
4	SPEAKER, REAR \$	2	-				LR008907
5	SUBWOOFER \$	1	-				LR008912
6	MOULDING, RH \$	1	-				LR010339
6	MOULDING, LH \$	1	-				LR010340
7	WIRE - SPEAKER \$	1	-				LR009710
8	RIVET - PLASTIC \$	6	-				EYQ100130
9	BRACKET \$	1	-				LR010145
10	COVER - WIRING \$	1	-				LR010146
11	COVER - WIRING, SUBWOOFER CONTROLLER \$	1	-				LR010147
12	PLATE - MOUNTING \$	1	-				LR010148
13	WIRE \$	1	-				LR010067
14	LID - CONSOLE INNER, COVERS SUBWOOFER \$	1	-				LR009789
15	SCREW, NO.8 \$	8	-				XYP500050
16	NUT, M6 \$	1	-				AWR6715
17	BOLT, M6 X 16MM \$	3	-				RYP500950
18	WASHER, M6 \$	3	-				WA106046

With compliments from ,  
Catalogue: Defender 2007-  
Section: O01.105 SUMP GUARD

---

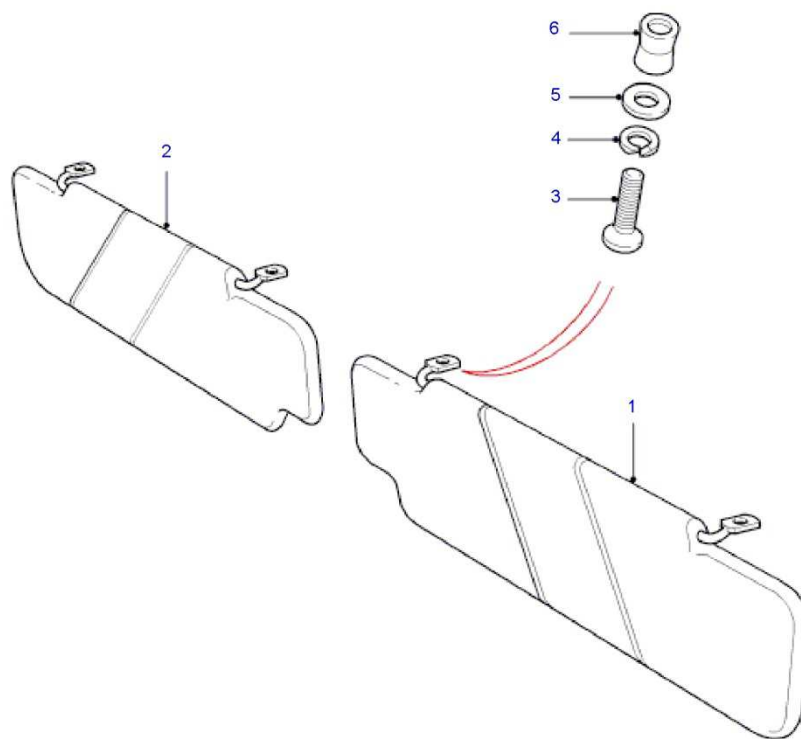


O01.105  
03-2008  
L8  
LV0108

Callout	Description	Qty	OSI	From	To		E	Number
1	SHIELD, TITAN FINISH \$	1	-					LR008247

With compliments from ,  
Catalogue: Defender 2007-  
Section: O01.110 SUN VISORS

---



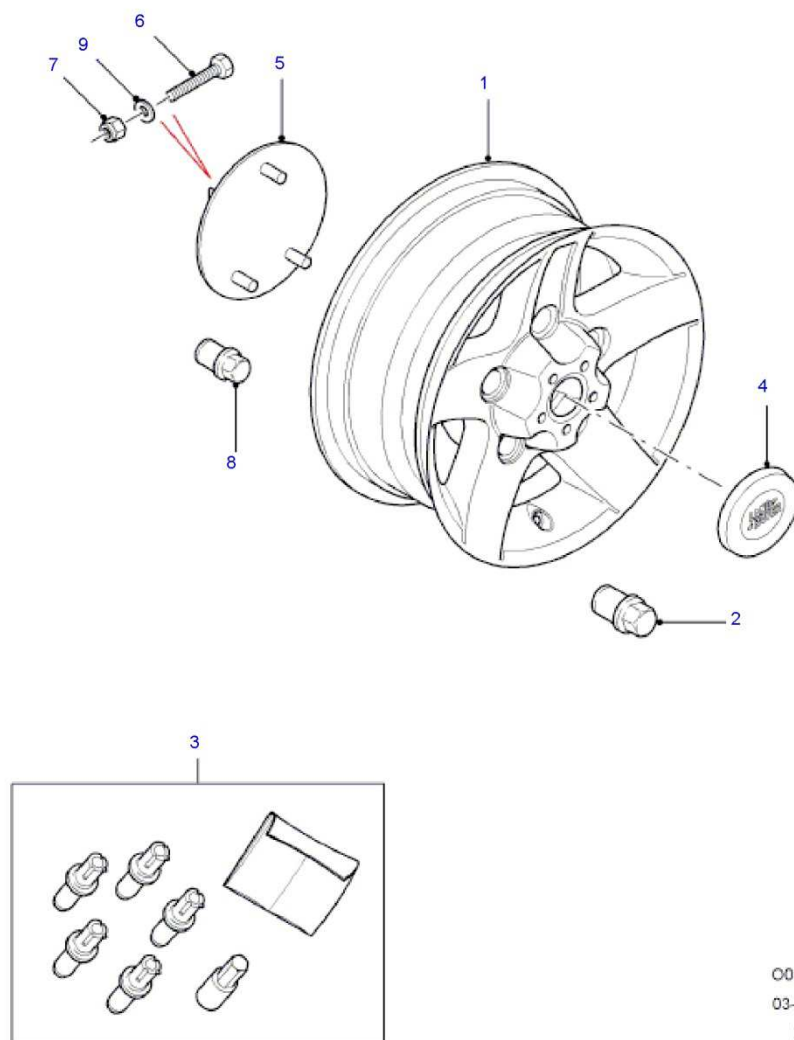
O01.110  
03-2008  
L8  
LV0107

Callout	Description	Qty	DSI	From	To	E	Number
1	SUN VISOR, BLACK, RH \$	1	-				LR009177
2	SUN VISOR, BLACK, LH \$	1	-				LR009178
3	SCREW, SELF TAPPING, NO 14 X 3/4, FOR UNTRIMMED VEHICLES \$	4	-				AB614061L
3	SCREW, SELF TAPPING, FOR TRIMMED VEHICLES \$	4	-		[V]7A737621		AB614082
3	SCREW, SELF TAPPING, FOR TRIMMED VEHICLES \$	4	Y	[V]7A737622			RYP500600
4	WASHER, M6, SPRUNG \$	4	-				WL106002
5	WASHER, PLAIN, 6MM \$	4	-				WA106042
6	NUT-SPIRALOK \$	4	-				302532

With compliments from ,

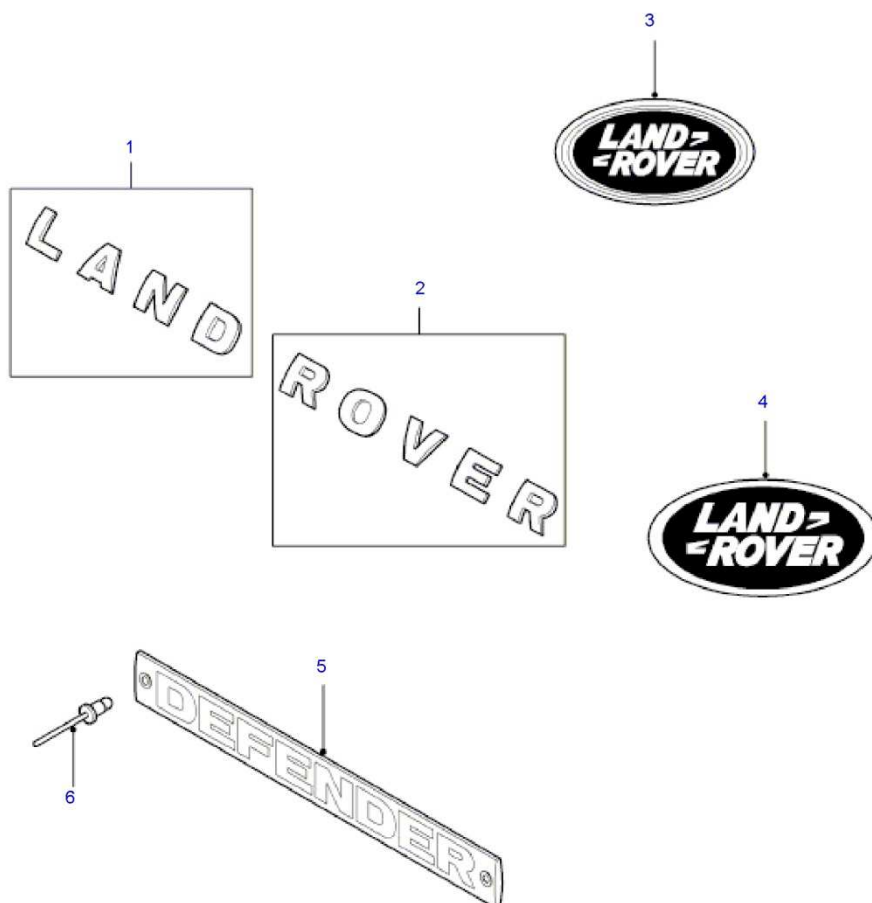
Catalogue: Defender 2007-

Section: O01.115 WHEELS AND SPARE WHEEL CARRIER



O01.115  
03-2008  
L8  
LV0109

Callout	Description	Qty	OSI	From	To	E	Number
1	WHEEL - ALLOY \$	5	-				VPLDW0001YCM
2	NUT - WHEEL \$	25	-				RRD500560
3	KIT-LOCKING NUT ROAD WHEELS \$	1	-				RR8500090
4	CAP - WHEEL HUB, SATIN ALUMINUM FINISH \$	5	-				LR008978
5	BRACKET - SPARE WHEEL MOUNTING \$	1	-				LR008903
6	BOLT, M6 X 40MM \$	1	-				FB106086
7	NUT - HEX., M6, FLANGED, NYLOC \$	1	-				FY106046
8	NUT - WHEEL \$	3	-				RRD500520
9	WASHER, M6, OVERSIZE \$	2	-				WC106041L



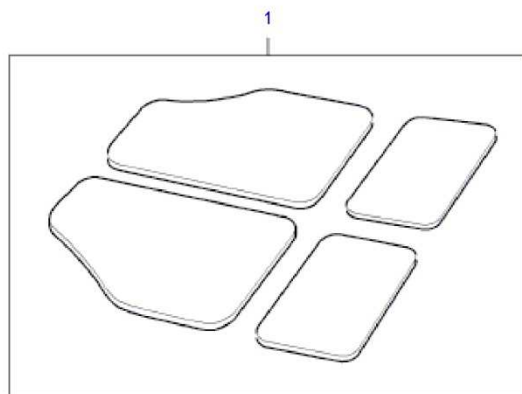
O02.005  
07-2009  
L8  
LV0126



Callout	Description	Qty	OSI	From	To	E	Number
1	NAME PLATE, LAND, TITAN FINISH, FRONT \$	1	-				LR009137
2	NAME PLATE, ROVER, TITAN FINISH, FRONT \$	1	-				LR009138
3	NAME PLATE, OVAL, FRONT \$	1	-				LR008976
4	NAME PLATE, OVAL, REAR \$	1	-				LR009139
5	NAME PLATE, LUGGAGE COMPARTMENT DOOR \$	1	-				LR009622
6	RIVET, '3/16" X 0.7LNG' \$	2	-				RU612503

With compliments from ,  
Catalogue: Defender 2007-  
Section: O02.010 CARPETS

---

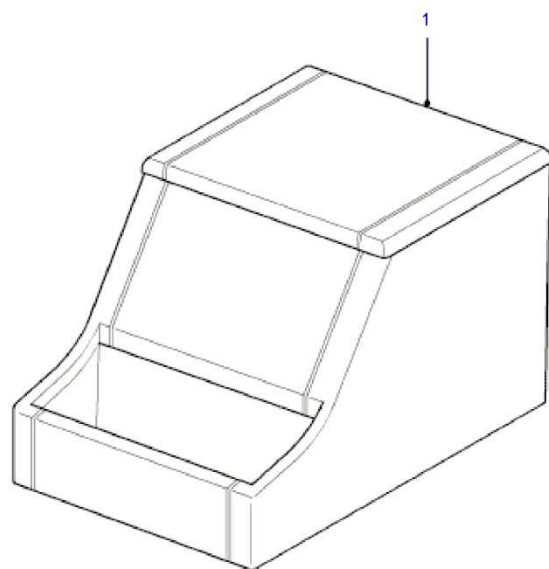


O02.010  
07-2009  
L8  
LT0248

Callout	Description	Qty	OSI	From	To	E	Number
1	KIT - FLOOR CONTOUR MAT, WITH VESUVIUS STITCHING, '90" WHEELBASE' \$	1	-				LR017560
1	KIT - FLOOR CONTOUR MAT, WITH ALASKAN WHITE STITCHING, '90" WHEELBASE' \$	1	-				LR017562
1	KIT - FLOOR CONTOUR MAT, WITH LUNAR GREY STITCHING, '90" WHEELBASE' \$	1	-				LR017564
1	KIT - FLOOR CONTOUR MAT, WITH VESUVIUS STITCHING, '110" WHEELBASE' \$	1	-				LR017567
1	KIT - FLOOR CONTOUR MAT, WITH ALASKAN WHITE STITCHING, '110" WHEELBASE' \$	1	-				LR017568
1	KIT - FLOOR CONTOUR MAT, WITH LUNAR GREY STITCHING, '110" WHEELBASE' \$	1	-				LR017569

With compliments from ,  
Catalogue: Defender 2007-  
Section: O02.015 CUBBY BOX

---

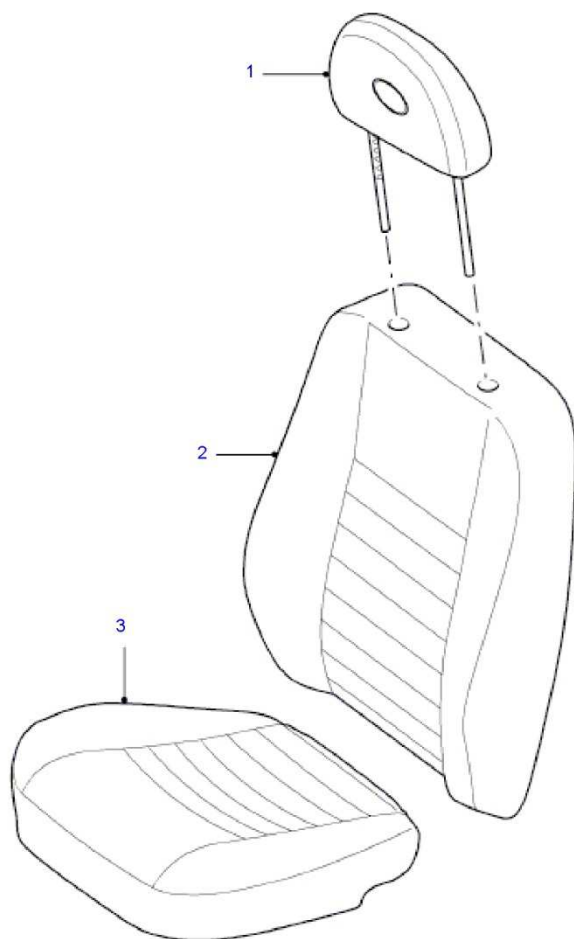


O02.015  
07-2009  
L8  
LV0127

Callout	Description	Qty	OSI	From	To		E	Number
1	CUBBY BOX, LEATHER, WITH IVORY CONTRAST STITCHING \$	1	-					LR017948
1	CUBBY BOX, LEATHER, WITH SPICE STITCHING \$	1	-					LR017949

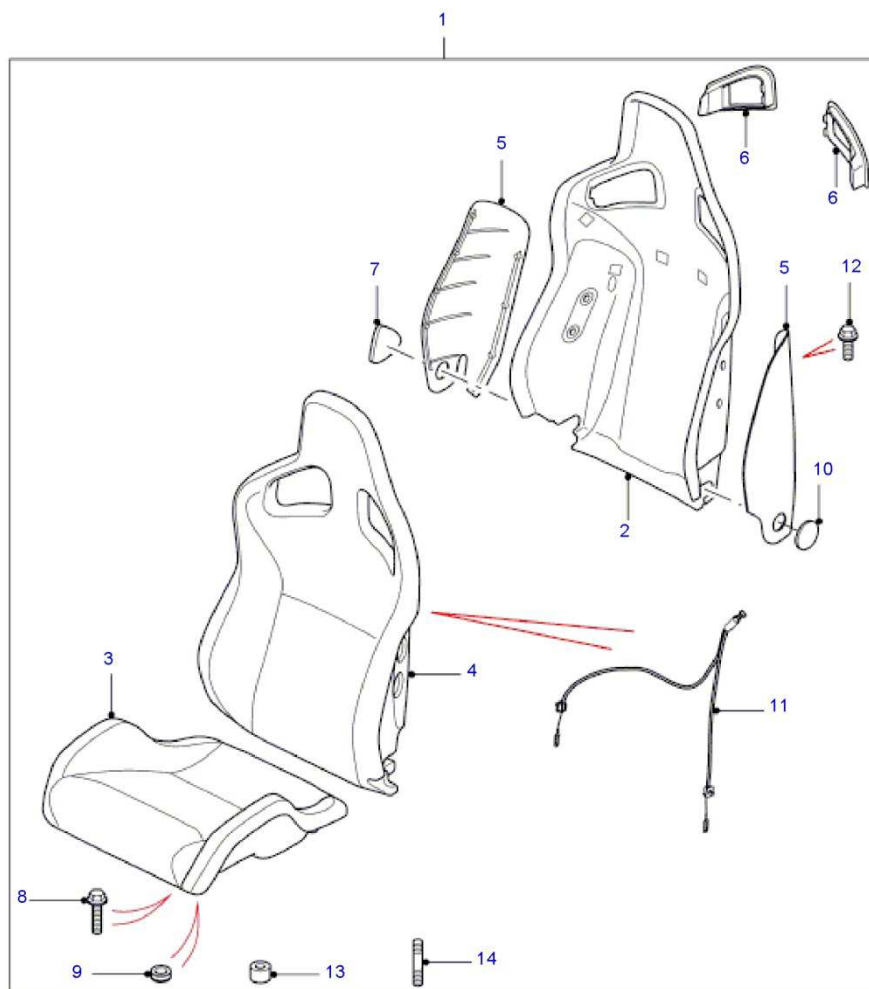
With compliments from ,  
Catalogue: Defender 2007-  
Section: O02.020 FRONT SEAT COVERS

---



O02.020  
07-2009  
L8  
LR0106

Callout	Description	Qty	DSI	From	To	E	Number
1	HEADREST, WITH LOGO, WITH IVORY CONTRAST STITCHING \$	2	-				LR018119
1	HEADREST, WITH LOGO, WITH SPICE STITCHING \$	2	-				LR018120
2	COVER - FRONT SEAT BACK, WITH IVORY CONTRAST STITCHING, LEATHER ALCANTARA \$	2	-				LR018117
2	COVER - FRONT SEAT BACK, WITH SPICE STITCHING, LEATHER ALCANTARA \$	2	-				LR018118
3	COVER - FRONT SEAT CUSHION, WITH IVORY CONTRAST STITCHING, LEATHER ALCANTARA \$	2	-				LR018115
3	COVER - FRONT SEAT CUSHION, WITH SPICE STITCHING, LEATHER ALCANTARA \$	2	-				LR018116



O01.015  
10-2011  
L8  
LV0114A

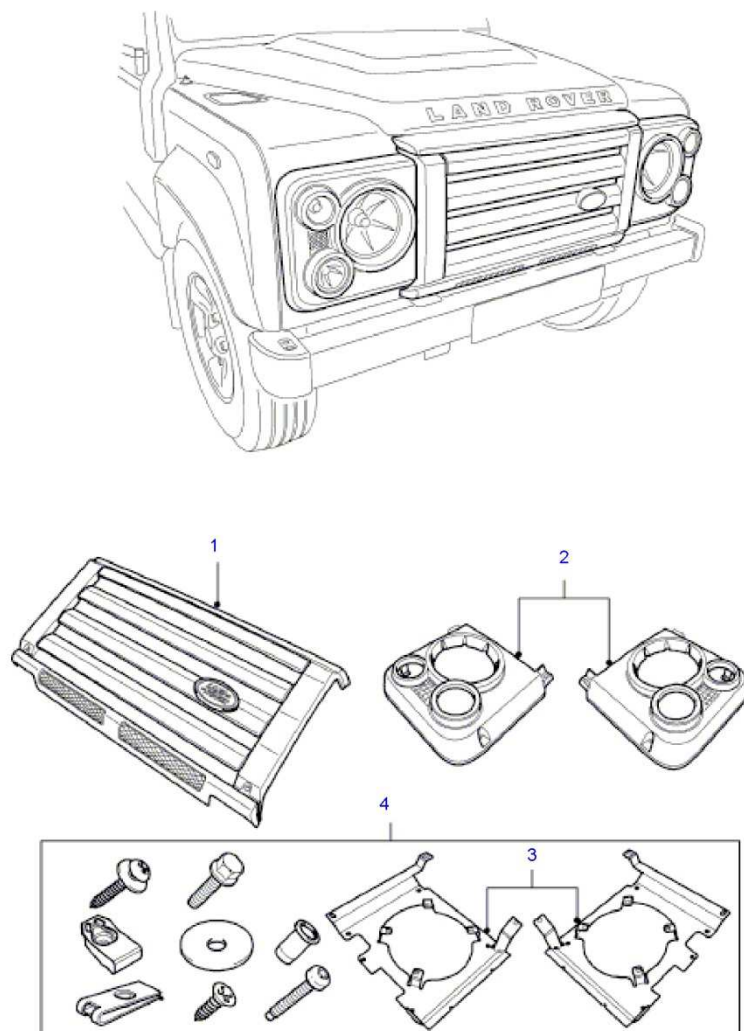


Callout	Description	Qty	OSI	From	To	E	Number
1	SEAT, RECARO, RH, WITH IVORY CONTRAST STITCHING, LEATHER ALCANTARA \$	1	-				LR018281
1	SEAT, RECARO, RH, WITH SPICE STITCHING, LEATHER ALCANTARA \$	1	-				LR018282
1	SEAT, RECARO, LH, WITH IVORY CONTRAST STITCHING, LEATHER ALCANTARA \$	1	-				LR018283
1	SEAT, RECARO, LH, WITH SPICE STITCHING, LEATHER ALCANTARA \$	1	-				LR018284
2	COVER, SEAT BACK \$	2	-				LR010116
3	CUSHION - SEAT, WITH IVORY CONTRAST STITCHING, LEATHER ALCANTARA \$	1	-				LR018289
3	CUSHION - SEAT, WITH SPICE STITCHING, LEATHER ALCANTARA \$	1	-				LR018290
4	BACK - SEAT, RH, WITH IVORY CONTRAST STITCHING, LEATHER ALCANTARA \$	1	-				LR018285
4	BACK - SEAT, RH, WITH SPICE STITCHING, LEATHER ALCANTARA \$	1	-				LR018286
4	BACK - SEAT, LH, WITH IVORY CONTRAST STITCHING, LEATHER ALCANTARA \$	1	-				LR018287
4	BACK - SEAT, LH, WITH SPICE STITCHING, LEATHER ALCANTARA \$	1	-				LR018288
5	VALANCE - SEAT SIDE, LH \$	1	-				LR010117
5	VALANCE - SEAT SIDE, RH \$	1	-				LR010118
6	COVER, RH, BELT GUIDE \$	1	-				LR010119
6	COVER, LH, BELT GUIDE \$	1	-				LR010120
7	HANDWHEEL - RECLINING MECHANISM \$	1	-				LR010121
8	SCREW, M8 X 40 \$	4	-				FS108405
9	WASHER, M8 \$	8	-				HYF500090
10	COVER, HANDWHEEL-FRONT SEAT SQUAB MANUAL RECLINE MECHANISM \$	1	-				LR012461
11	CABLE, RH \$	1	-				LR012462
11	CABLE, LH \$	1	-				LR012463
12	SCREW \$	14	-				LR012474
13	SPACER \$	4	-				LR009826
14	STUD \$	2	-				LR018277

With compliments from ,

Catalogue: Defender 2007-

Section: O02.030 HEADLAMP SURROUNDS AND GRILLE

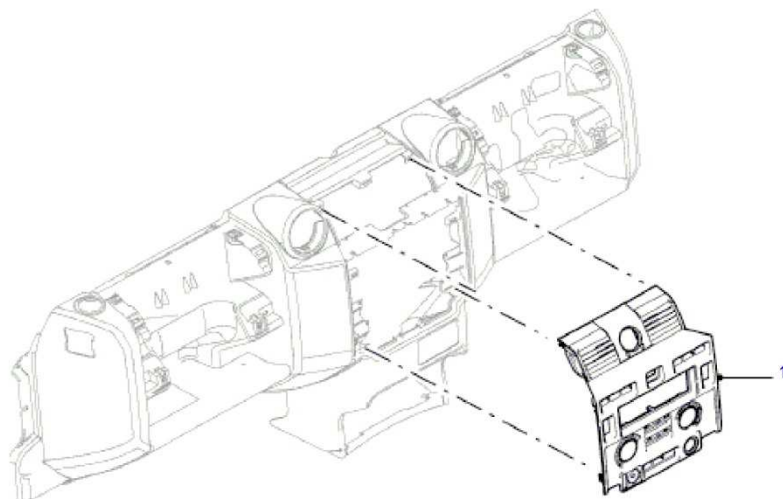


O02.030  
07-2009  
L8  
LV0128

Callout	Description	Qty	OSI	From	To	E	Number
1	GRILLE - RADIATOR, WITH BLACK GRILLE \$	1	-				LR017447
2	SURROUND - HEADLAMP, RH, ALASKA WHITE (909) \$	1	-				LR017484
2	SURROUND - HEADLAMP, RH, VESUVIUS (811) \$	1	-				LR017485
2	SURROUND - HEADLAMP, LH, ALASKA WHITE (909) \$	1	-				LR017486
2	SURROUND - HEADLAMP, LH, VESUVIUS (811) \$	1	-				LR017487
3	BRACKET, RH \$	1	Y				LR008370
3	BRACKET, LH \$	1	Y				LR008369
4	KIT - FIXING PARTS \$	1	-				LR008366

With compliments from ,  
Catalogue: Defender 2007-  
Section: O02.035 INSTRUMENT PANEL

---



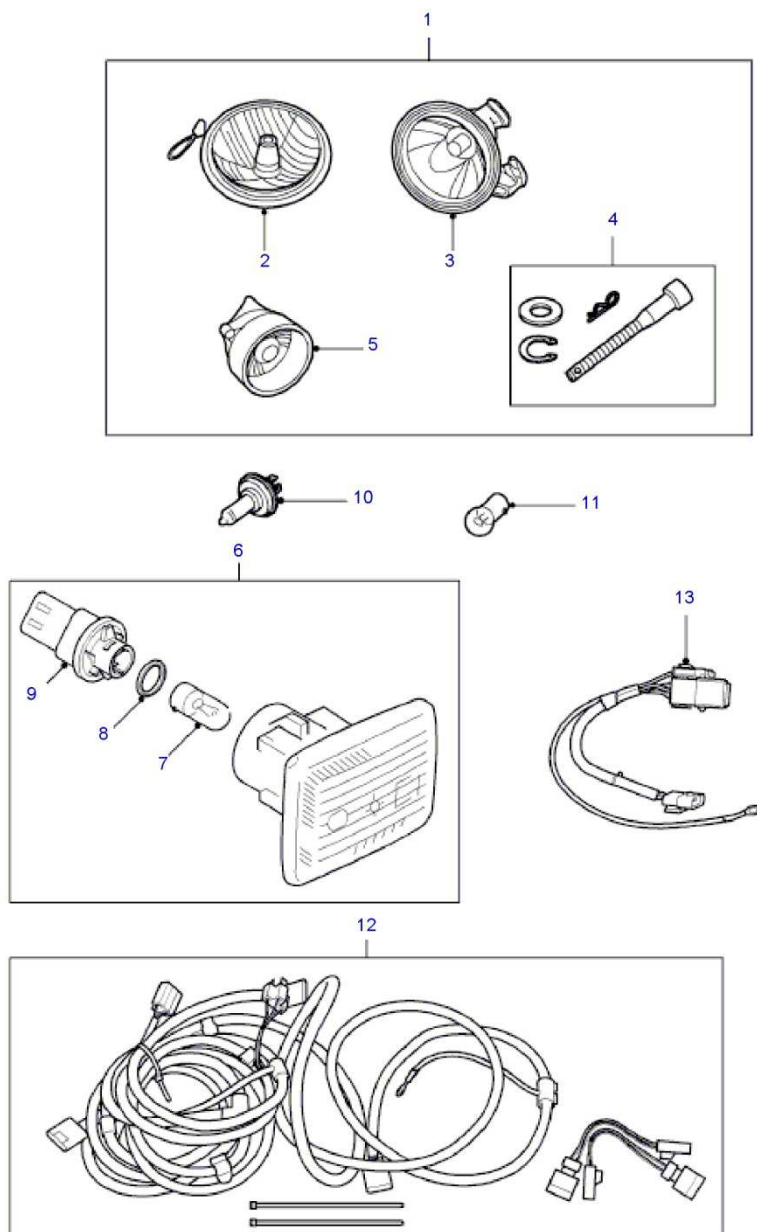
O02.035  
07-2009  
L8  
LP0114

Callout	Description	Qty	OSI	From	To		E	Number	!
1	COVER - INSTRUMENT PANEL, VESUVIUS (811) \$	1	-					LR017448	
1	COVER - INSTRUMENT PANEL, ALASKA WHITE (909) \$	1	-					LR017449	

With compliments from ,

Catalogue: Defender 2007-

Section: O02.040 LAMPS - FRONT - SIDE AND INDICATOR



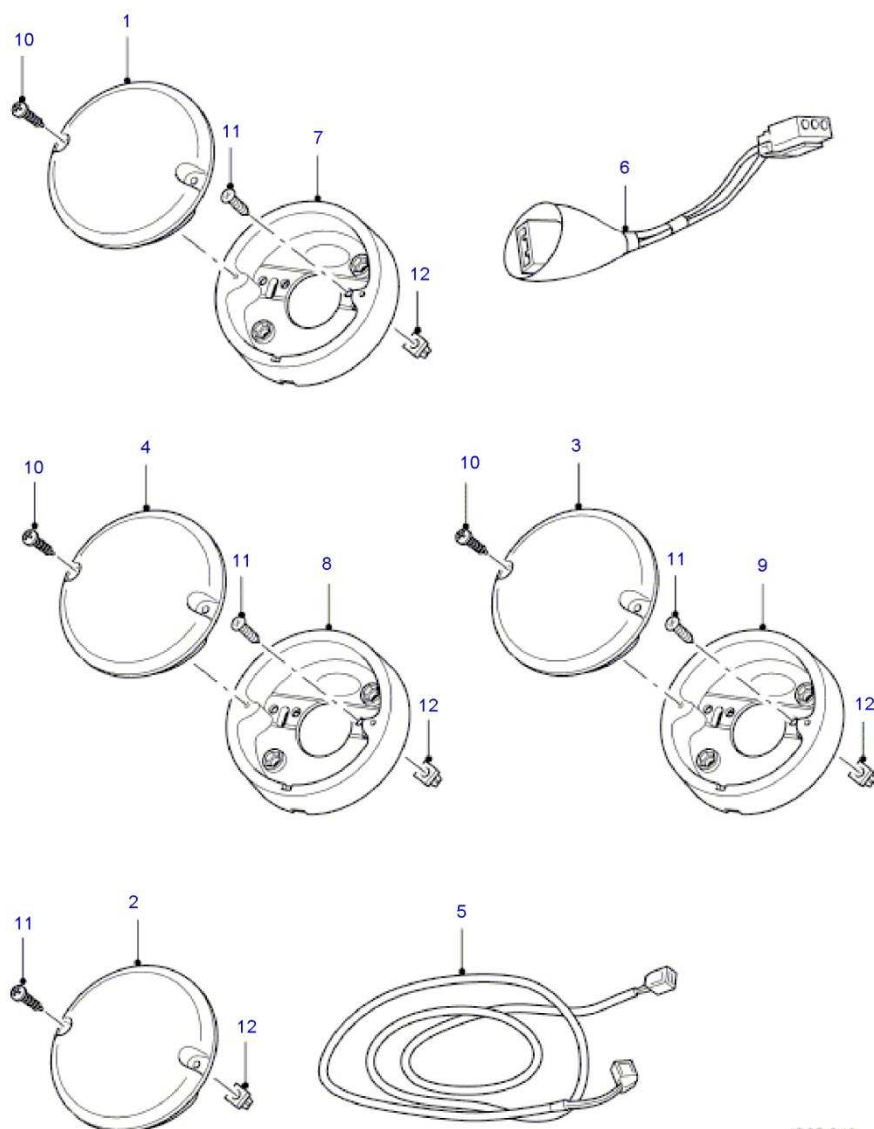
O01.050  
12-2009  
L8  
LV0120A

Callout	Description	Qty	OSI	From	To	E	Number
1	KIT, FRONT, LIGHTING, RHD, WITH MANUAL HEADLAMP LEVELLING \$	1	-				VPLDV0001
1	KIT, FRONT, LIGHTING, RHD, LESS HEADLAMP LEVELLING \$	1	-				VPLDV0002
1	KIT, FRONT, LIGHTING, LHD, WITH MANUAL HEADLAMP LEVELLING \$	1	-				VPLDV0003
1	KIT, FRONT, LIGHTING, LHD, LESS HEADLAMP LEVELLING \$	1	-				VPLDV0004
2	HEADLAMP, RHD, WITH MANUAL HEADLAMP LEVELLING \$	2	-				VPLDV0009
2	HEADLAMP, RHD, LESS HEADLAMP LEVELLING \$	2	-				VPLDV0010
2	HEADLAMP, LHD, WITH MANUAL HEADLAMP LEVELLING \$	2	-				VPLDV0011
2	HEADLAMP, LHD, LESS HEADLAMP LEVELLING \$	2	-				VPLDV0012
3	SPOTLAMP, RH \$	1	-				LR004089
3	SPOTLAMP, LH \$	1	-				LR004090
4	KIT - HEADLAMP ADJUSTING \$	1	-				VPLDV0008
5	INDICATOR \$	2	-				VPLDV0007
6	LAMP - SIDE FLASHER \$	2	-				XGB100310L
7	BULB-501-W10/5-5 WATT, AMBER \$	2	Y				XZQ100210
8	O RING \$	2	Y				AFU3112
9	HOLDER-SIDE REPEATER BULB \$	2	-				YPY100220
10	BULB-HEADLAMP-H4-60/65 WATT, QUARTZ HALOGEN, CLEAR., MAIN & DIPPED FRONT LIGHT, LESS HEADLAMP LEVELLING \$	2	-				589783
11	BULB, SIDE LAMP \$	2	-				AFU4481
11	BULB, FOR FRONT INDICATOR LAMP \$	2	-				XZQ500010
12	KIT - WIRING, FRONT END LIGHTING \$	1	-				LR017936
13	KIT - WIRING, RELAY HARNESS \$	1	-				LR017937

With compliments from ,

Catalogue: Defender 2007-

Section: O02.045 LAMPS REAR - INDICATOR,FOG,REVERSE



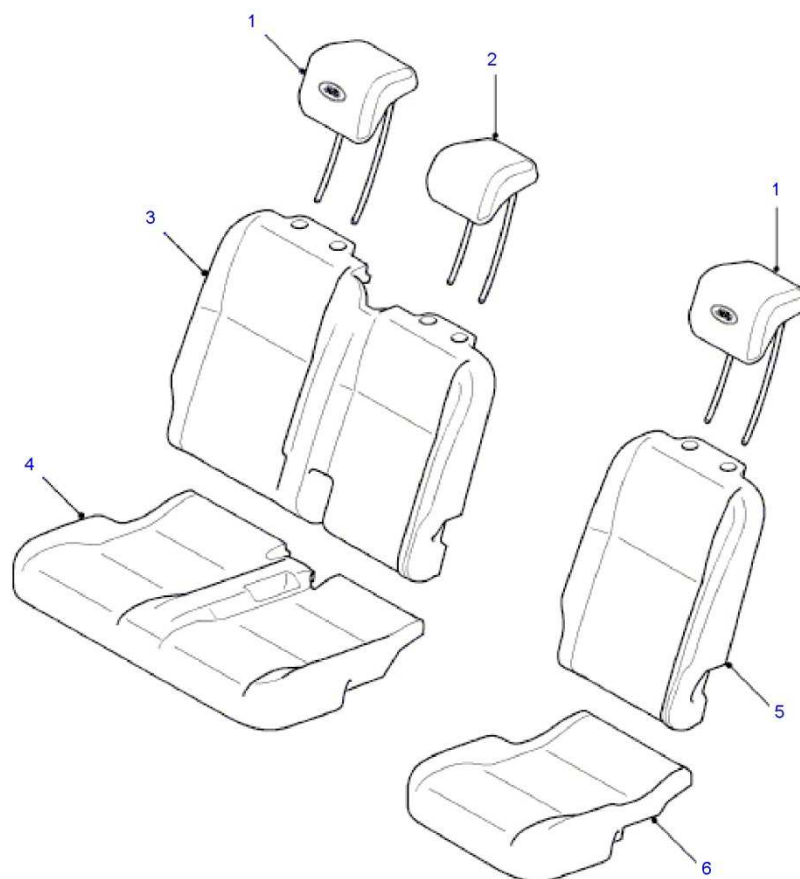
O02.045  
10-2011  
L8  
LV0129A



Callout	Description	Qty	OSI	From	To	E	Number
1	LAMP, LED, STOP/TAIL \$	2	-				LR008913
2	INDICATOR \$	2	-				LR009792
3	LAMP - FOG - REAR, LED \$	1	-				LR008975
4	LAMP - REVERSING, LED \$	1	-				LR008982
5	WIRING - REAR LAMPS, FOG AND REVERSE LAMP \$	2	-				LR009711
6	WIRING - REAR LAMPS, TAIL LAMP \$	2	-				LR010368
7	BASE - REAR LAMP \$	2	-				LR009773
8	BASE - REAR LAMP \$	1	-				LR009773
9	BASE - REAR LAMP \$	1	-				LR009773
10	SCREW, NO. 6, PLINTH \$	12	-				LR010398
11	SCREW, SIZE 8 - SELF TAPPING, TO BODY \$	12	-				DA608044L
12	NUT \$	12	-				RTC3745

With compliments from ,  
Catalogue: Defender 2007-  
Section: O02.050 MIDDLE ROW SEATS

---

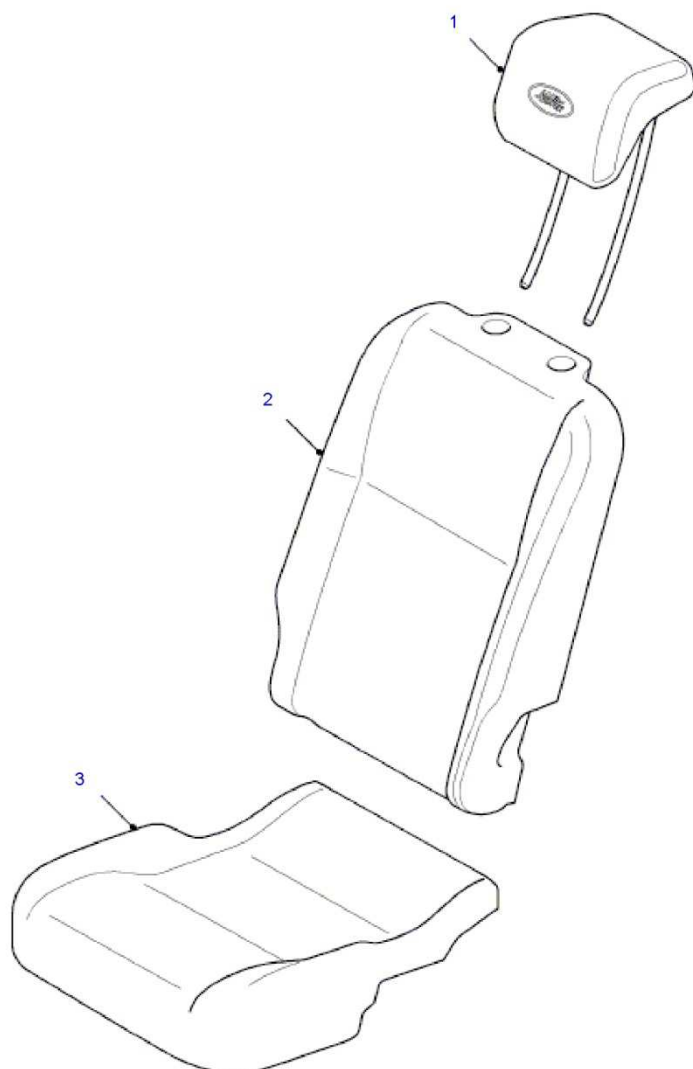


O02.050  
07-2009  
L8  
LR0107

Callout	Description	Qty	OSI	From	To	E	Number
1	HEADREST, WITH LOGO \$	2	-				LR009429
2	HEADREST, LEATHER \$	1	-				HAH501710PUY
3	COVER - REAR SEAT BACK, 60% SEAT, WITH IVORY CONTRAST STITCHING, LEATHER ALCANTARA \$	1	-				LR018121
3	COVER - REAR SEAT BACK, 60% SEAT, WITH SPICE STITCHING, LEATHER ALCANTARA \$	1	-				LR018122
4	COVER - REAR SEAT CUSHION, 60% SEAT, WITH IVORY CONTRAST STITCHING, LEATHER ALCANTARA \$	1	-				LR018123
4	COVER - REAR SEAT CUSHION, 60% SEAT, WITH SPICE STITCHING, LEATHER ALCANTARA \$	1	-				LR018124
5	COVER - REAR SEAT BACK, 40% SEAT, WITH IVORY CONTRAST STITCHING, LEATHER ALCANTARA \$	1	-				LR018113
5	COVER - REAR SEAT BACK, 40% SEAT, WITH SPICE STITCHING, LEATHER ALCANTARA \$	1	-				LR018114
6	COVER - REAR SEAT CUSHION, 40% SEAT, WITH IVORY CONTRAST STITCHING, LEATHER ALCANTARA \$	1	-				LR018125
6	COVER - REAR SEAT CUSHION, 40% SEAT, WITH SPICE STITCHING, LEATHER ALCANTARA \$	1	-				LR018126

With compliments from ,  
Catalogue: Defender 2007-  
Section: O02.055 REAR SEAT

---



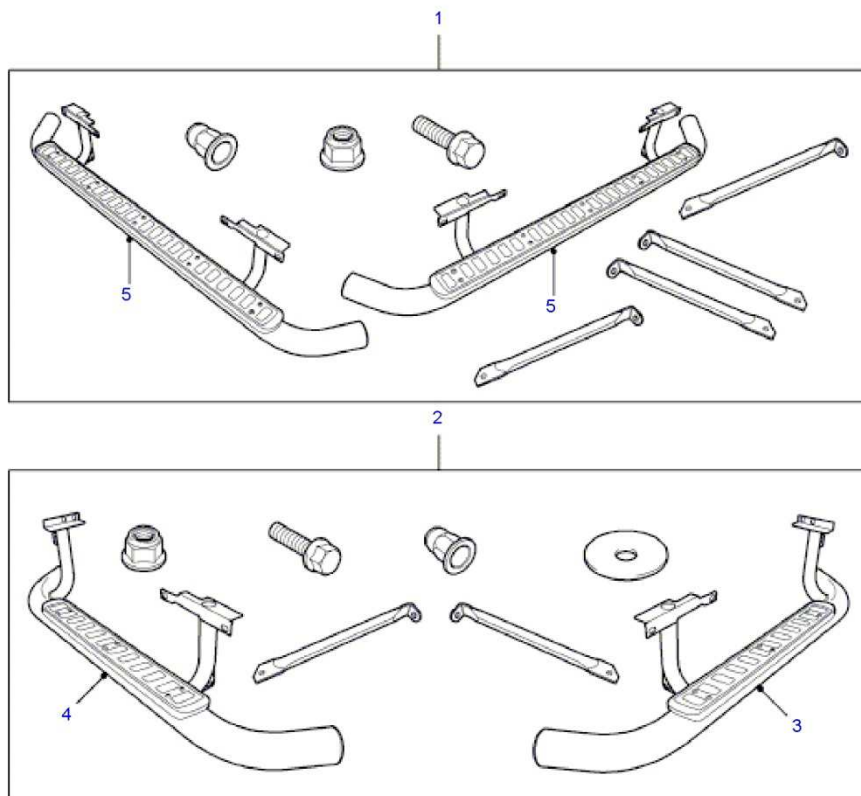
O02.055  
07-2009  
L8  
LR0108

Callout	Description	Qty	OSI	From	To	E	Number
1	HEADREST, WITH LOGO \$	2	-				LR009429
2	COVER - REAR SEAT BACK, WITH IVORY CONTRAST STITCHING, LEATHER ALCANTARA \$	1	-				LR018113
2	COVER - REAR SEAT BACK, WITH SPICE STITCHING, LEATHER ALCANTARA \$	1	-				LR018114
3	COVER - REAR SEAT CUSHION, RH, WITH IVORY CONTRAST STITCHING, LEATHER ALCANTARA \$	1	-				LR018108
3	COVER - REAR SEAT CUSHION, RH, WITH SPICE STITCHING, LEATHER ALCANTARA \$	1	-				LR018109
3	COVER - REAR SEAT CUSHION, LH, WITH IVORY CONTRAST STITCHING, LEATHER ALCANTARA \$	1	-				LR018169
3	COVER - REAR SEAT CUSHION, LH, WITH SPICE STITCHING, LEATHER ALCANTARA \$	1	-				LR018168

With compliments from ,

Catalogue: Defender 2007-

Section: O02.060 SIDE RUNNERS



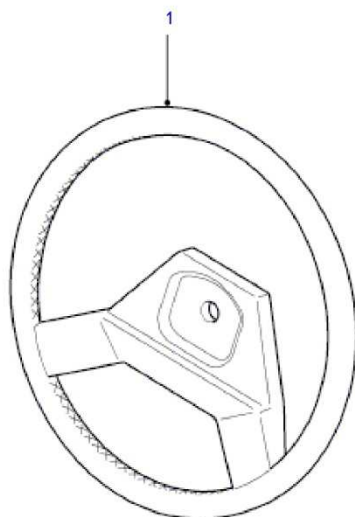
O02.060  
07-2009  
L8  
LT0249

© 2004 - 2012 Infomedia Ltd and its licensors.

Callout	Description	Qty	OSI	From	To	E	Number
1	STEP, SIDE, BLACK, (STATION WAGON - 5 DOOR, '110" WHEELBASE' OR STATION WAGON UTILITY - 5 DOOR, '110" WHEELBASE') \$	1	-				LR008375
2	STEP, SIDE, BLACK, '90" WHEELBASE' \$	1	-				LR008379
3	STEP, LH, BLACK, '90" WHEELBASE' \$	1	-				LR008380
4	STEP, RH, BLACK, '90" WHEELBASE' \$	1	-				LR008382
5	STEP, BLACK, NON HANDED, (STATION WAGON - 5 DOOR, '110" WHEELBASE' OR PICK UP, '110" WHEELBASE' OR HIGH CAPACITY PICK UP, '110" WHEELBASE' OR CREW CAB HCPU,	2	-				LR008376

With compliments from ,  
Catalogue: Defender 2007-  
Section: O02.065 STEERING WHEEL

---

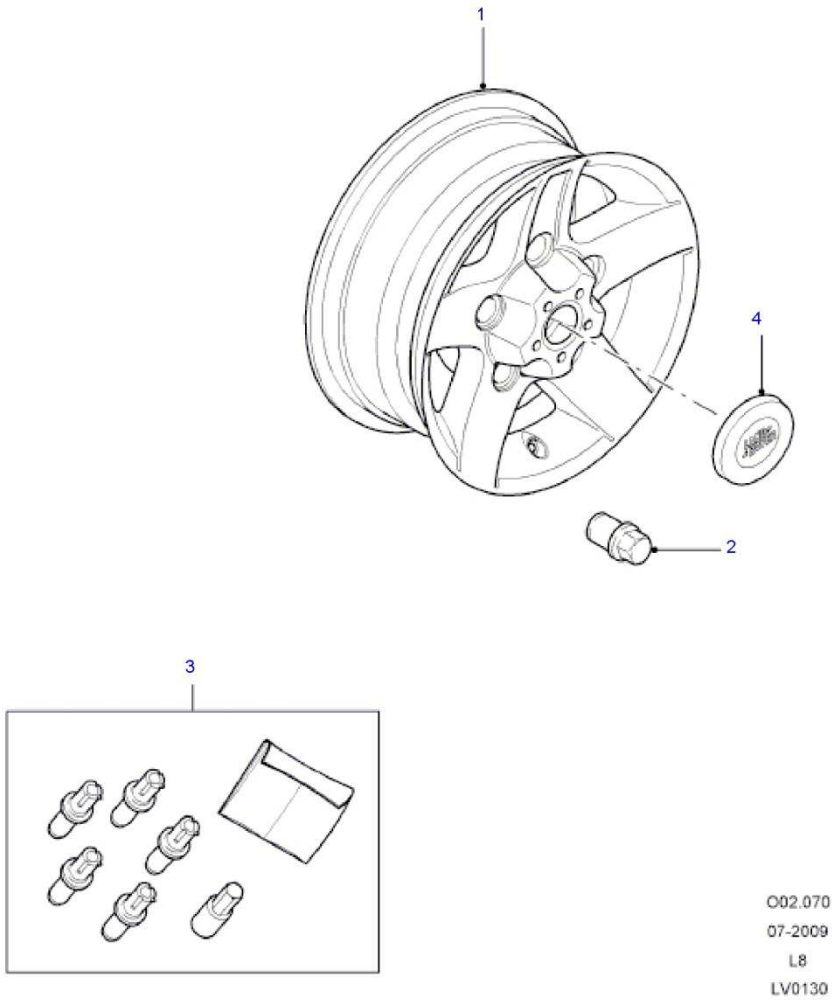


O02.065  
07-2009  
L8  
LV0132

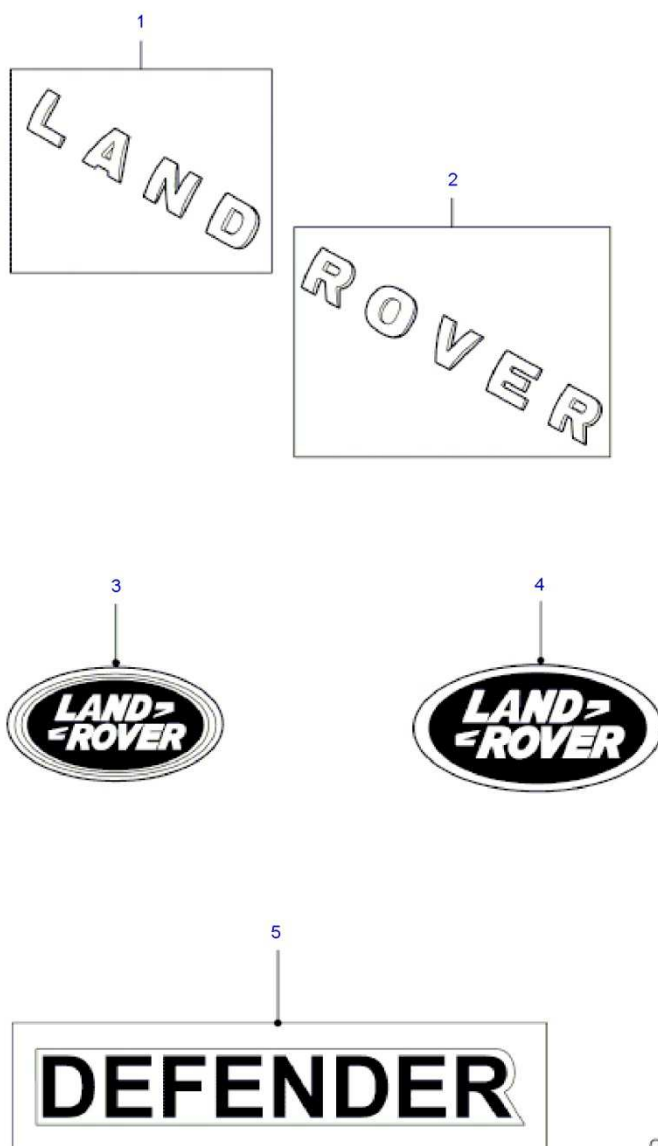


Callout	Description	Qty	OSI	From	To	E	Number
1	WHEEL - STEERING, WITH IVORY CONTRAST STITCHING, LEATHER STEERING WHEEL \$	1	-				LR018407
1	WHEEL - STEERING, WITH SPICE STITCHING, LEATHER STEERING WHEEL \$	1	-				LR018408

With compliments from ,  
Catalogue: Defender 2007-  
Section: O02.070 WHEELS



Callout	Description	Qty	OSI	From	To	E	Number
1	WHEEL - ALLOY \$	5	-				VPLDW0001YCM
2	NUT - WHEEL \$	25	-				RRD500560
3	KIT-LOCKING NUT ROAD WHEELS \$	1	-				RRB500090
4	CAP - WHEEL HUB, SATIN ALUMINUM FINISH \$	5	-				LR008978

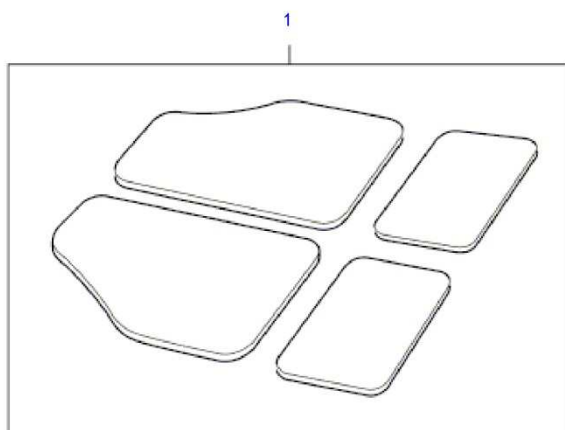


O03.005  
02-2011  
L8  
L8O03005

Callout	Description	Qty	OSI	From	To	E	Number
1	NAME PLATE, LAND, GLOSS BLACK FINISH, FRONT \$	1	-				LR025838
2	NAME PLATE, ROVER, GLOSS BLACK FINISH, FRONT \$	1	-				LR025839
3	NAME PLATE, OVAL, FRONT \$	1	-				LR008976
4	NAME PLATE, OVAL, REAR \$	1	-				LR009139
5	NAME PLATE, LUGGAGE COMPARTMENT DOOR, BADGE RR DEFENDER - BRUNEL RAW \$	1	-				LR024182
5	NAME PLATE, LUGGAGE COMPARTMENT DOOR, BADGE RR DEFENDER - TITAN RAW \$	1	-				LR031428

With compliments from ,  
Catalogue: Defender 2007-  
Section: O03.010 CARPETS

---

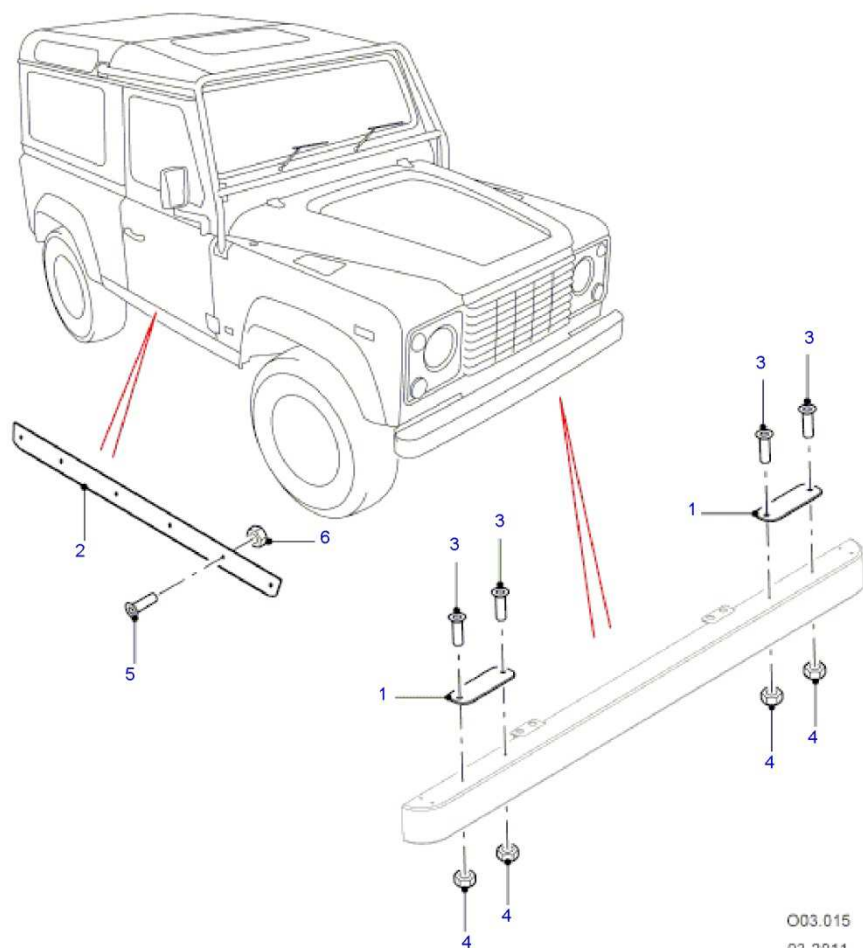


O03.010  
02-2011  
L8  
L8O03010

Callout	Description	Qty	OSI	From	To	E	Number
1	KIT - FLOOR CONTOUR MAT, '90" WHEELBASE', NUTMEG CONTRAST STITCHING \$	1	-				LR024174
1	KIT - FLOOR CONTOUR MAT, '90" WHEELBASE', WITH LUNAR CONTRAST STITCHING \$	1	-				LR024176
1	KIT - FLOOR CONTOUR MAT, '110" WHEELBASE', NUTMEG CONTRAST STITCHING \$	1	-				LR024192
1	KIT - FLOOR CONTOUR MAT, '110" WHEELBASE', WITH LUNAR CONTRAST STITCHING \$	1	-				LR024193

With compliments from ,  
Catalogue: Defender 2007-  
Section: O03.015 CHEQUER PLATES

---



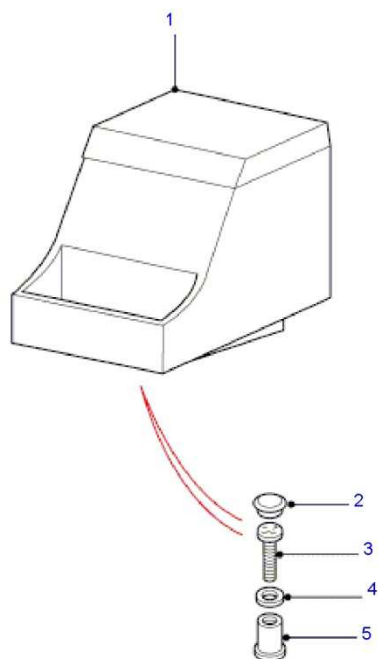
O03.015  
03-2011  
L8  
L8O03015



Callout	Description	Qty	OSI	From	To	E	Number
1	TREADPLATE \$	2	-				LR025323
2	PLATE - DOOR SCUFF, RH, '110" WHEELBASE' \$	1	-				LR024960
2	PLATE - DOOR SCUFF, LH, '110" WHEELBASE' \$	1	-				LR024961
2	PLATE - DOOR SCUFF, RH, '90" WHEELBASE' \$	1	-				LR024962
2	PLATE - DOOR SCUFF, LH, '90" WHEELBASE' \$	1	-				LR024963
3	BOLT, M6 X 20MM \$	4	-				LR024181
4	NUT, M6 \$	4	-				FY106046
5	BOLT, M6 X 20MM, '110" WHEELBASE' \$	7	-				LR024181
5	BOLT, M6 X 20MM, '90" WHEELBASE' \$	6	-				LR024181
6	NUT, M6, '110" WHEELBASE' \$	7	-				FY106046
6	NUT, M6, '90" WHEELBASE' \$	6	-				FY106046

With compliments from ,  
Catalogue: Defender 2007-  
Section: O03.020 CUBBY BOX

---

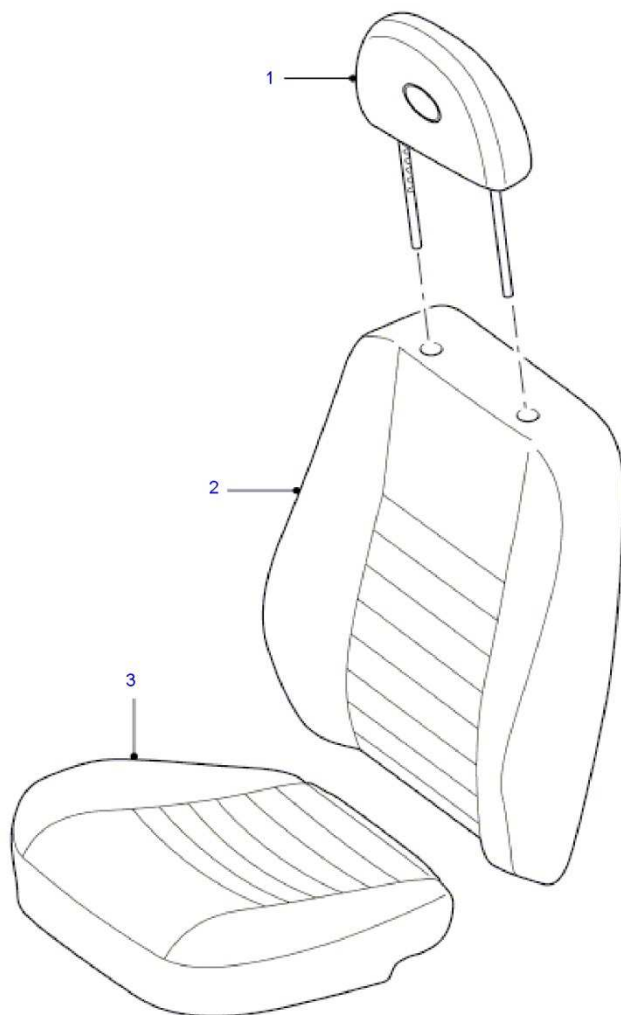


O03.020  
10-2011  
L8  
L8O03020A

Callout	Description	Qty	OSI	From	To	E	Number
1	CUBBY BOX, NUTMEG CONTRAST STITCHING \$	1	-				LR023492
1	CUBBY BOX, WITH LUNAR CONTRAST STITCHING \$	1	-				LR023493
2	PLUG, 9.5MM, PLASTIC \$	2	-				338013
2	PLUG, PLASTIC, 19MM \$	2	-				338020
3	SCREW, M6 X 55 \$	4	-				FYP500580
4	WASHER, 6MM \$	4	-				WA106042
5	NUTSERT-BLIND, M6 \$	4	-				AWR6715

With compliments from ,  
Catalogue: Defender 2007-  
Section: O03.025 FRONT SEAT COVERS

---



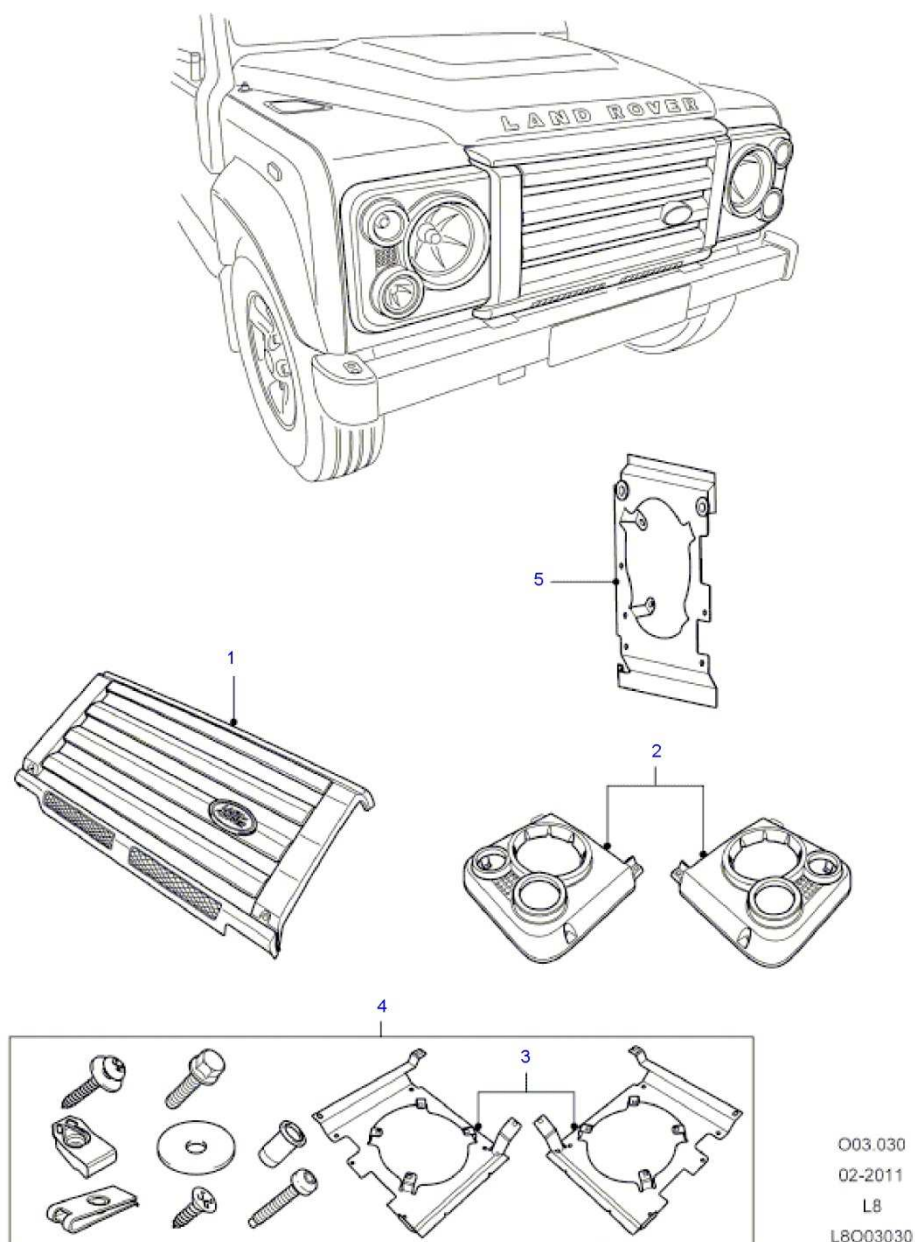
O03.025  
02-2011  
L8  
L8O03025

Callout	Description	Qty	OSI	From	To	E	Number
1	HEADREST, WITH LOGO, NUTMEG CONTRAST STITCHING \$	2	-				LR024170
1	HEADREST, WITH LOGO, WITH LUNAR CONTRAST STITCHING \$	2	-				LR024172
2	COVER - FRONT SEAT BACK, DRIVER & PASSENGER SEAT MAP POCKETS, NUTMEG CONTRAST STITCHING \$	2	-				LR025090
2	COVER - FRONT SEAT BACK, DRIVER & PASSENGER SEAT MAP POCKETS, WITH LUNAR CONTRAST STITCHING \$	2	-				LR025091
2	COVER - FRONT SEAT BACK, LESS MAP POCKETS, NUTMEG CONTRAST STITCHING \$	2	-				LR029202
2	COVER - FRONT SEAT BACK, LESS MAP POCKETS, WITH LUNAR CONTRAST STITCHING \$	2	-				LR029203
3	COVER - FRONT SEAT CUSHION, NUTMEG CONTRAST STITCHING \$	2	-				LR025088
3	COVER - FRONT SEAT CUSHION, WITH LUNAR CONTRAST STITCHING \$	2	-				LR025089

With compliments from ,

Catalogue: Defender 2007-

Section: O03.030 HEADLAMP SURROUNDS AND GRILLE

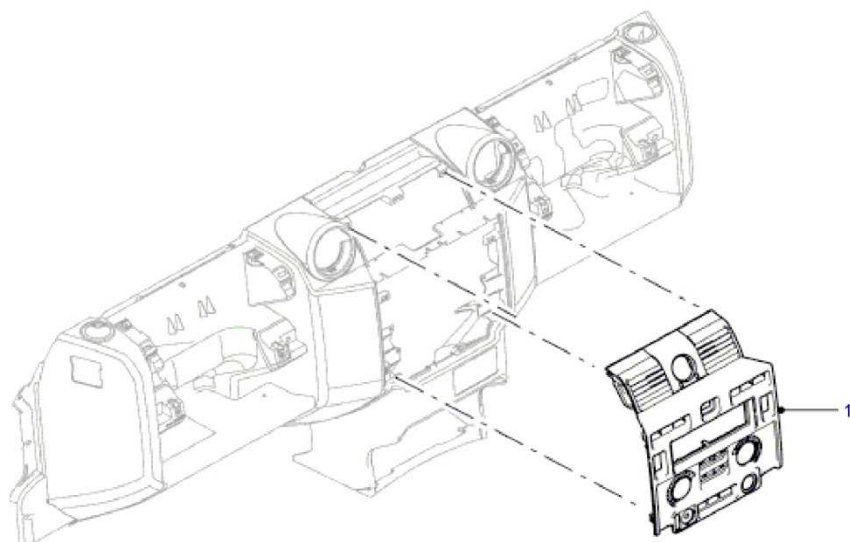


© 2004 - 2012 Infomedia Ltd and its licensors.

Callout	Description	Qty	OSI	From	To	E	Number
1	GRILLE - RADIATOR, NARA BRONZE (825) \$	1	-		(V)BA999999		LR024177
1	GRILLE - RADIATOR, NARA BRONZE (825) \$	1	-	(V)CA000001			LR041451
1	GRILLE - RADIATOR, ZERMATT SILVER (798) \$	1	-		(V)BA999999		LR024178
1	GRILLE - RADIATOR, ZERMATT SILVER (798) \$	1	-	(V)CA000001			LR041905
1	GRILLE - RADIATOR, ORKNEY GREY (949) \$	1	Y		(V)BA999999		LR040896
1	GRILLE - RADIATOR, ORKNEY GREY (949) \$	1	-	(V)CA000001			LR041452
2	SURROUND - HEADLAMP, SANTORINI BLACK, RH \$	1	-		(V)BA999999		LR024179
2	SURROUND - HEADLAMP, PRIMED, RH \$	1	-	(V)CA000001			LR041453
2	SURROUND - HEADLAMP, SANTORINI BLACK, LH \$	1	-		(V)BA999999		LR024180
2	SURROUND - HEADLAMP, PRIMED, LH \$	1	-	(V)CA000001			LR041454
3	BRACKET, RH \$	1	Y				LR008370
3	BRACKET, LH \$	1	Y				LR008369
4	KIT - FIXING PARTS \$	1	-				LR008366
5	BRACKET, RH \$	1	-		(V)BA999999		LR027903
5	BRACKET, RH \$	1	-	(V)CA000001			LR041280
5	BRACKET, LH \$	1	-		(V)BA999999		LR027904
5	BRACKET, LH \$	1	-	(V)CA000001			LR041281

With compliments from ,  
Catalogue: Defender 2007-  
Section: O03.035 INSTRUMENT PANEL

---



O03.035  
02-2011  
L8  
L8O03035

© 2004 - 2012 Infomedia Ltd and its licensors.

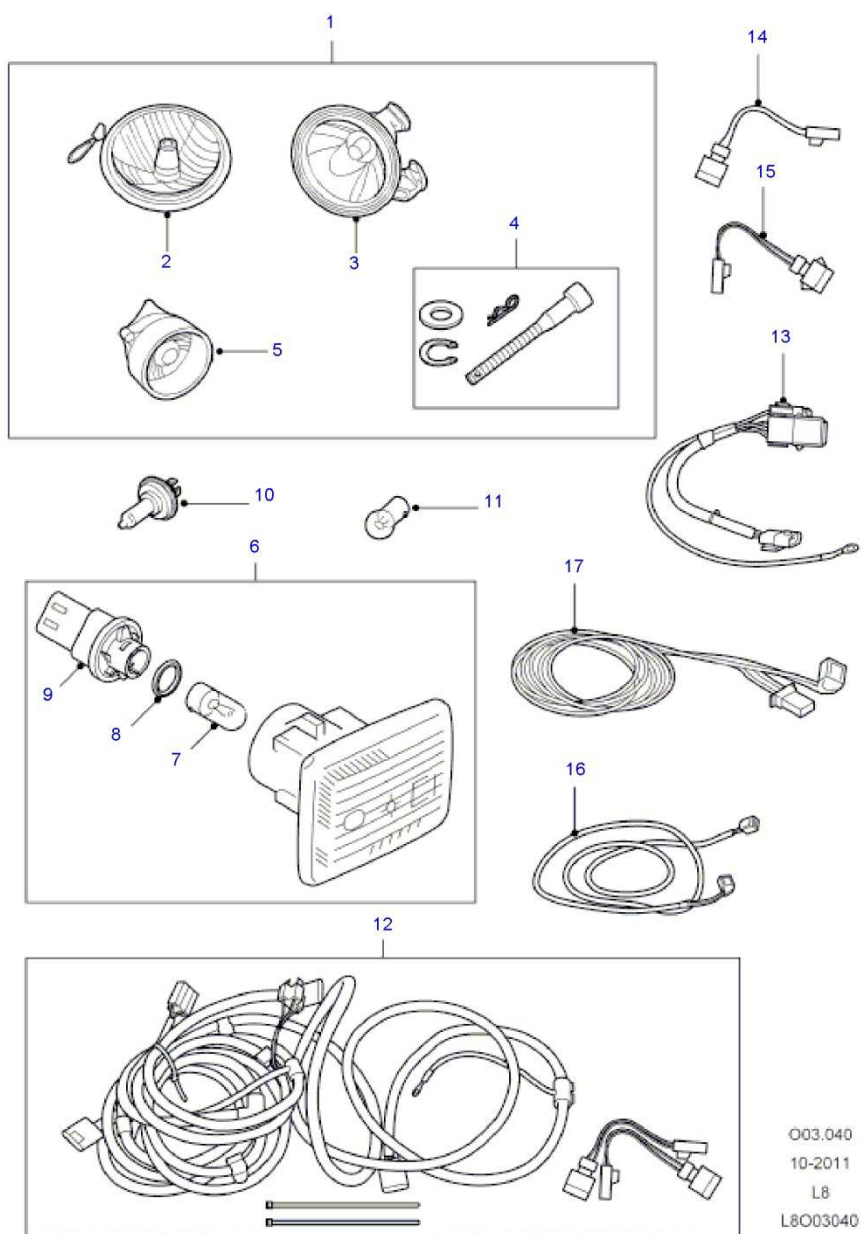


Callout	Description	Qty	OSI	From	To	E	Number
1	COVER - INSTRUMENT PANEL, NARA BRONZE (825) \$	1	-				LR024166
1	COVER - INSTRUMENT PANEL, ZERMATT SILVER (798) \$	1	-				LR024167
1	COVER - INSTRUMENT PANEL, ORKNEY GREY (949) \$	1	-				LR040895

With compliments from ,

Catalogue: Defender 2007-

Section: O03.040 LAMPS - FRONT - SIDE AND INDICATOR



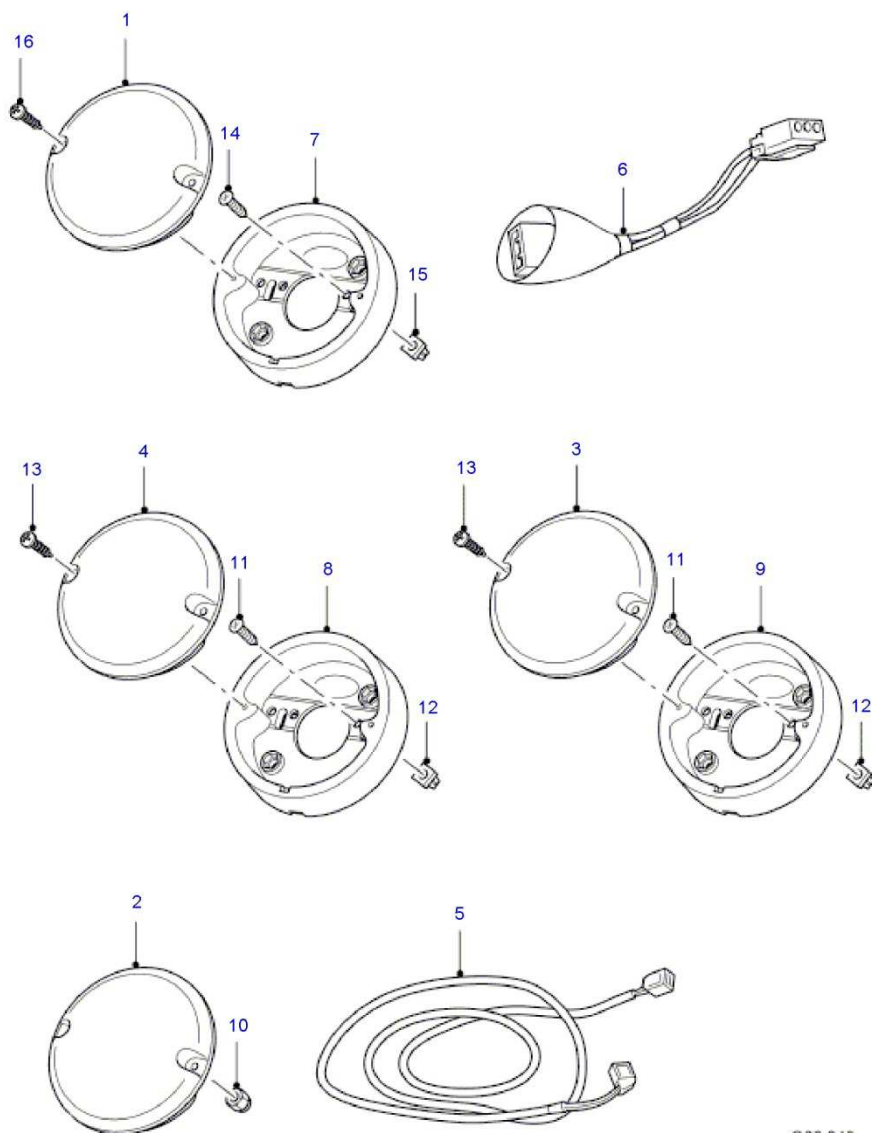
© 2004 - 2012 Infomedia Ltd and its licensors.

Callout	Description	Qty	OSI	From	To	E	Number
1	KIT, FRONT, LIGHTING, RHD, WITH MANUAL HEADLAMP LEVELLING \$	1	-				VPLDV0001
1	KIT, FRONT, LIGHTING, RHD, LESS HEADLAMP LEVELLING \$	1	-				VPLDV0002
1	KIT, FRONT, LIGHTING, LHD, WITH MANUAL HEADLAMP LEVELLING \$	1	-				VPLDV0003
1	KIT, FRONT, LIGHTING, LHD, LESS HEADLAMP LEVELLING \$	1	-				VPLDV0004
2	HEADLAMP, RHD, WITH MANUAL HEADLAMP LEVELLING \$	2	-				VPLDV0009
2	HEADLAMP, RHD, LESS HEADLAMP LEVELLING \$	2	-				VPLDV0010
2	HEADLAMP, LHD, WITH MANUAL HEADLAMP LEVELLING \$	2	-				VPLDV0011
2	HEADLAMP, LHD, LESS HEADLAMP LEVELLING \$	2	-				VPLDV0012
3	SPOTLAMP, RH \$	1	-				LR004089
3	SPOTLAMP, LH \$	1	-				LR004090
4	KIT - HEADLAMP ADJUSTING \$	1	-				VPLDV0008
5	INDICATOR \$	2	-				VPLDV0007
6	LAMP - SIDE FLASHER \$	2	-				X6B100310L
7	BULB-501-W10/5-5 WATT, AMBER \$	2	Y				XZQ100210
8	O RING \$	2	Y				AFU3112
9	HOLDER-SIDE REPEATER BULB \$	2	-				YPY100220
10	BULB-HEADLAMP-H4-60/65 WATT, QUARTZ HALOGEN, CLEAR., MAIN & DIPPED FRONT LIGHT, LESS HEADLAMP LEVELLING \$	2	-				589783
11	BULB, SIDE LAMP \$	2	-				AFU4481
11	BULB, FOR FRONT INDICATOR LAMP \$	2	-				XZQ500010
12	KIT - WIRING, FRONT END LIGHTING \$	1	-				LR017936
13	KIT - WIRING, RELAY HARNESS \$	1	-				LR025342
14	KIT - WIRING, FOR FRONT DRIVING LAMPS \$	2	-				LR027530
15	KIT - WIRING, FOR INDICATOR LAMP \$	1	-				LR025344
16	KIT - WIRING, RH \$	1	-				LR025340
16	KIT - WIRING, LH \$	1	-				LR025341
17	KIT - WIRING, BODY \$	1	-				LR025343

With compliments from ,

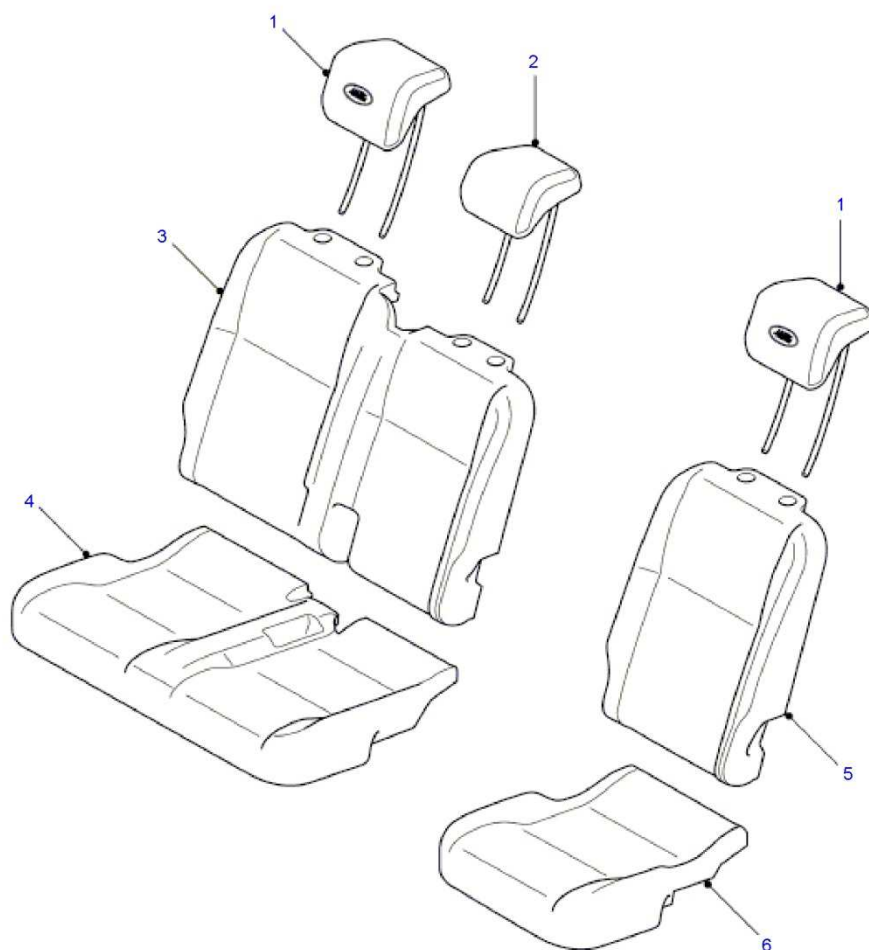
Catalogue: Defender 2007-

Section: O03.045 LAMPS REAR - INDICATOR,FOG,REVERSE



O03.045  
10-2011  
L8  
L8O03045A

Callout	Description	Qty	OSI	From	To	E	Number
1	LAMP, LED, STOP/TAIL \$	2	-				LR008913
2	INDICATOR \$	2	-				LR009792
3	LAMP - FOG - REAR, LED \$	1	-				LR008975
4	LAMP - REVERSING, LED \$	1	-				LR008982
5	WIRING - REAR LAMPS, FOG AND REVERSE LAMP \$	2	-				LR009711
6	WIRING - REAR LAMPS, TAIL LAMP \$	2	-				LR010368
7	BASE - REAR LAMP \$	2	-				LR009773
8	BASE - REAR LAMP \$	1	-				LR009773
9	BASE - REAR LAMP \$	1	-				LR009773
10	NUT, M5 \$	4	-				FN105042
11	SCREW, SIZE 8 - SELF TAPPING, REVERSE LAMP \$	2	-				DA608044L
11	SCREW, SIZE 8 - SELF TAPPING, FOG LAMP REAR \$	2	-				DA608044L
12	NUT, REVERSE LAMP \$	2	-				RTC3745
12	NUT, FOG LAMP REAR \$	2	-				RTC3745
13	SCREW, NO.6, REVERSE LAMP \$	2	-				LR010398
13	SCREW, NO.6, FOG LAMP REAR \$	2	-				LR010398
14	SCREW, SIZE 8 - SELF TAPPING, STOP/TAIL \$	4	-				DA608044L
15	NUT, STOP/TAIL \$	4	-				RTC3745
16	SCREW, NO.6, STOP/TAIL \$	4	-				DA606059L

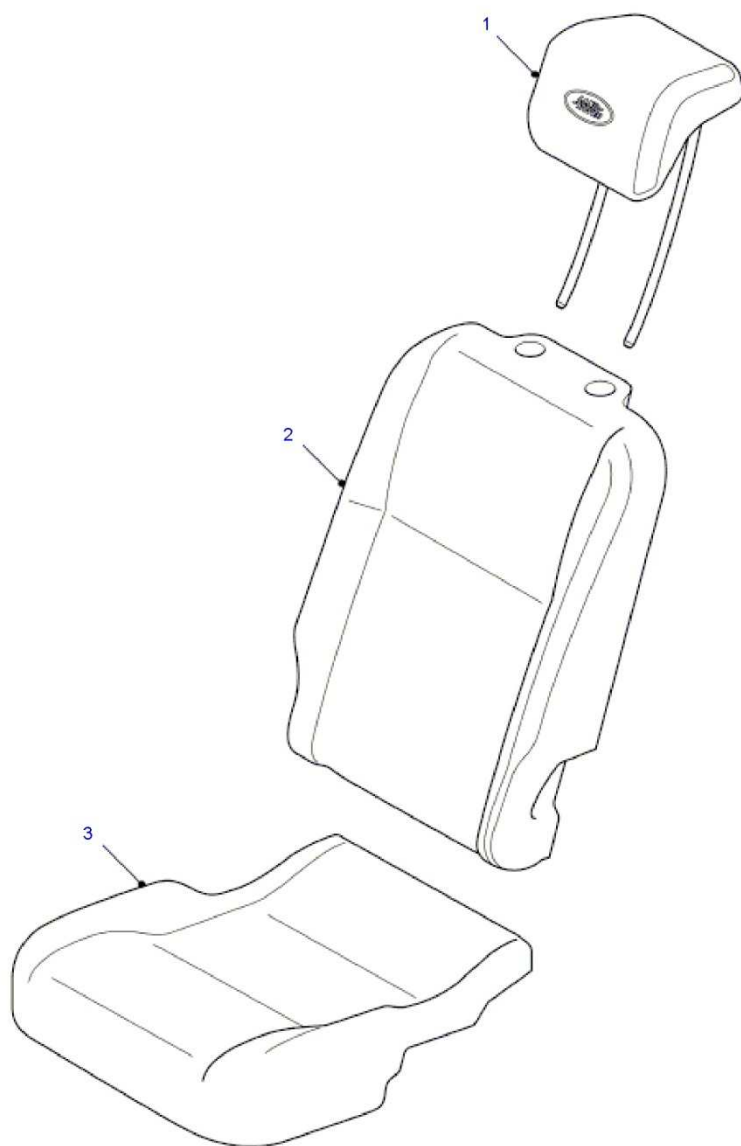


O03.050  
02-2011  
L8  
L8O03050

Callout	Description	Qty	OSI	From	To	E	Number
1	HEADREST, WITH LOGO \$	2	-				LR009429
2	HEADREST, LEATHER \$	1	-				HAH501710PUY
3	COVER - REAR SEAT BACK, 60% SEAT, NUTMEG CONTRAST STITCHING \$	1	-				LR025102
3	COVER - REAR SEAT BACK, 60% SEAT, WITH LUNAR CONTRAST STITCHING \$	1	-				LR025103
4	COVER - REAR SEAT CUSHION, 60% SEAT, NUTMEG CONTRAST STITCHING \$	1	-				LR025098
4	COVER - REAR SEAT CUSHION, 60% SEAT, WITH LUNAR CONTRAST STITCHING \$	1	-				LR025099
5	COVER - REAR SEAT BACK, 40% SEAT, NUTMEG CONTRAST STITCHING \$	1	-				LR025096
5	COVER - REAR SEAT BACK, 40% SEAT, WITH LUNAR CONTRAST STITCHING \$	1	-				LR025097
6	COVER - REAR SEAT CUSHION, 40% SEAT, NUTMEG CONTRAST STITCHING \$	1	-				LR025100
6	COVER - REAR SEAT CUSHION, 40% SEAT, WITH LUNAR CONTRAST STITCHING \$	1	-				LR025101

With compliments from ,  
Catalogue: Defender 2007-  
Section: O03.055 REAR SEAT COVERS

---



O03.055  
02-2011  
L8  
L8O03055

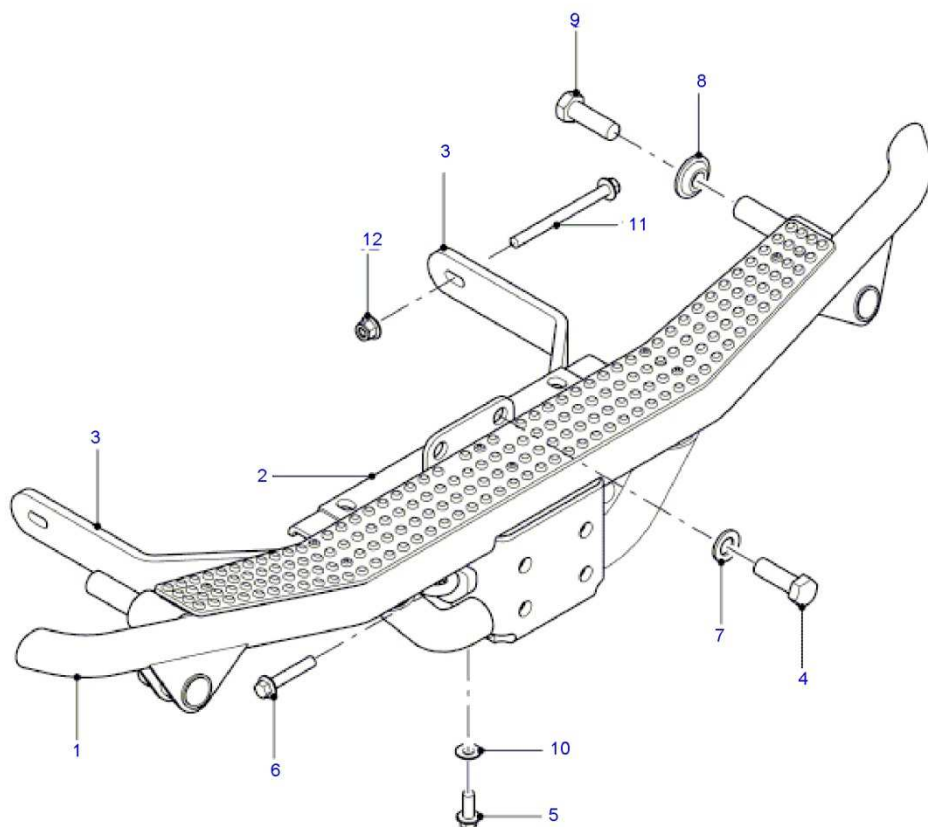
© 2004 - 2012 Infomedia Ltd and its licensors.



Callout	Description	Qty	OSI	From	To	E	Number
1	HEADREST, WITH LOGO \$	2	-				LR009429
2	COVER - REAR SEAT BACK, NUTMEG CONTRAST STITCHING \$	1	-				LR025096
2	COVER - REAR SEAT BACK, WITH LUNAR CONTRAST STITCHING \$	1	-				LR025097
3	COVER - REAR SEAT CUSHION, RH, NUTMEG CONTRAST STITCHING \$	1	-				LR025092
3	COVER - REAR SEAT CUSHION, RH, WITH LUNAR CONTRAST STITCHING \$	1	-				LR025093
3	COVER - REAR SEAT CUSHION, LH, NUTMEG CONTRAST STITCHING \$	1	-				LR025094
3	COVER - REAR SEAT CUSHION, LH, WITH LUNAR CONTRAST STITCHING \$	1	-				LR025095

With compliments from ,  
Catalogue: Defender 2007-  
Section: O03.060 REAR TOWING STEP

---



O03.060  
02-2011  
L8  
L8O03060

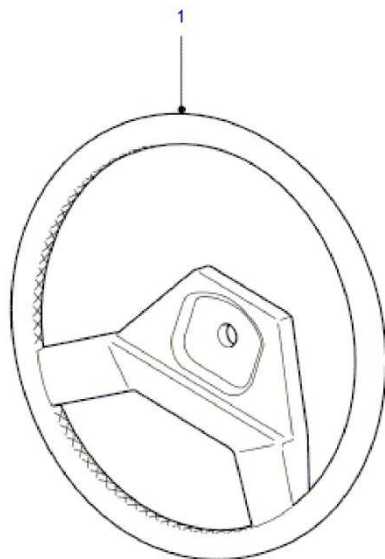
© 2004 - 2012 Infomedia Ltd and its licensors.

Callout	Description	Qty	DSI	From	To	E	Number
1	STEP - REAR \$	1	-		(V)BA999999		LR025729
1	STEP - REAR \$	1	-	(V)CA000001			LR043125
2	SPACER \$	1	-				LR025730
3	BRACKET - TOW BAR MOUNTING, RH, '90" WHEELBASE' \$	1	-		(V)BA999999		LR025731
3	BRACKET - TOW BAR MOUNTING, RH, '90" WHEELBASE' \$	1	-	(V)CA000001			LR043126
3	BRACKET - TOW BAR MOUNTING, LH, '90" WHEELBASE' \$	1	-		(V)BA999999		LR025732
3	BRACKET - TOW BAR MOUNTING, LH, '90" WHEELBASE' \$	1	-	(V)CA000001			LR043129
3	BRACKET - TOW BAR MOUNTING, RH, '110" WHEELBASE' \$	1	-		(V)BA999999		LR025733
3	BRACKET - TOW BAR MOUNTING, RH, '110" WHEELBASE' \$	1	-	(V)CA000001			LR043130
3	BRACKET - TOW BAR MOUNTING, LH, '110" WHEELBASE' \$	1	Y		(V)BA999999		LR025734
3	BRACKET - TOW BAR MOUNTING, LH, '110" WHEELBASE' \$	1	-	(V)CA000001			LR043131
4	BOLT, M16 X 30 \$	2	-				LR027905
5	BOLT, M10 X 35MM \$	3	-				FS110356
6	BOLT, M12 X 50 \$	2	-				LR000073
7	WASHER, M16, PLAIN \$	2	-				WA116106
8	SPACER \$	2	-				LR027906
9	SCREW, M12 X 40MM \$	2	-				KYG500450
10	WASHER, M10 \$	3	-				WJ110006
11	NUT, M10, '110" WHEELBASE' \$	2	-				RYH500480
12	BOLT, M12 X 40MM, '90" WHEELBASE' \$	2	-				RYP501120
12	BOLT, M10 X 115, '110" WHEELBASE' \$	2	-				KYG500440

With compliments from ,

Catalogue: Defender 2007-

Section: O03.065 STEERING WHEEL



O03.065

02-2011

L8

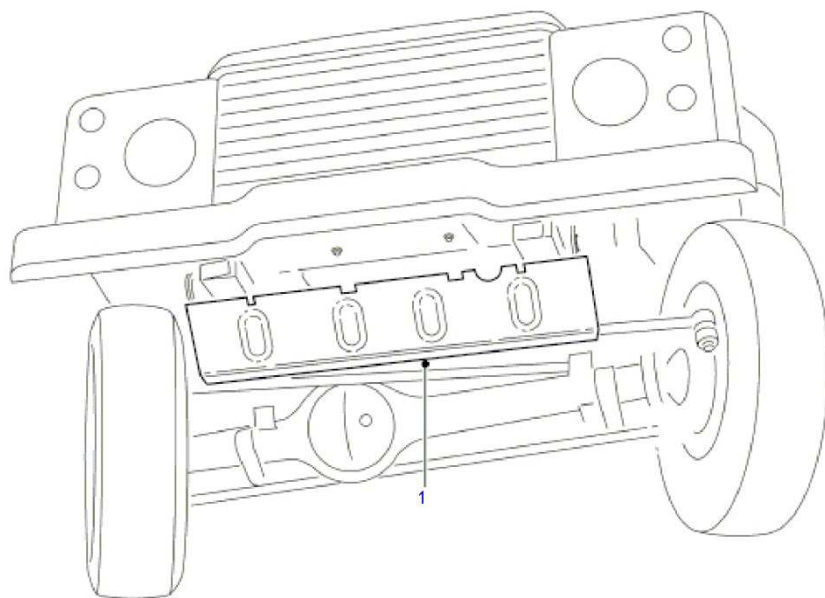
L8O03065

© 2004 - 2012 Infomedia Ltd and its licensors.

Callout	Description	Qty	OSI	From	To	E	Number
1	WHEEL - STEERING, NUTMEG CONTRAST STITCHING, LEATHER STEERING WHEEL \$	1	-				LR024168
1	WHEEL - STEERING, WITH LUNAR CONTRAST STITCHING, LEATHER STEERING WHEEL \$	1	-				LR018407

With compliments from ,  
Catalogue: Defender 2007-  
Section: O03.070 SUMP GUARD

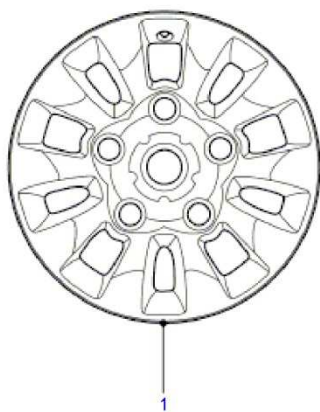
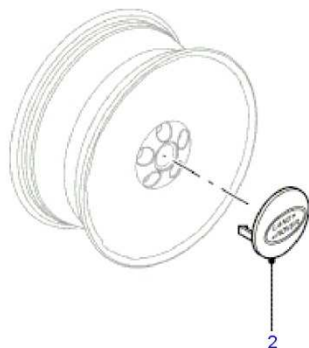
---



O03.070  
02-2011  
L8  
L8O03070

© 2004 - 2012 Infomedia Ltd and its licensors.

Callout	Description	Qty	OSI	From	To	E	Number
1	SHIELD, TITAN FINISH \$	1	-				LR008247



O03.075  
02-2011  
L8  
L8O03075



Callout	Description	Qty	OSI	From	To	E	Number
1	WHEEL \$	5	-				LR025862
2	CAP - WHEEL HUB, SATIN ALUMINUM FINISH \$	5	-				LR008978

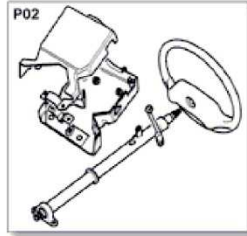


Page left blank



With compliments from ,  
Catalogue: Defender 2007-  
Section: GRAPHIC INDEX

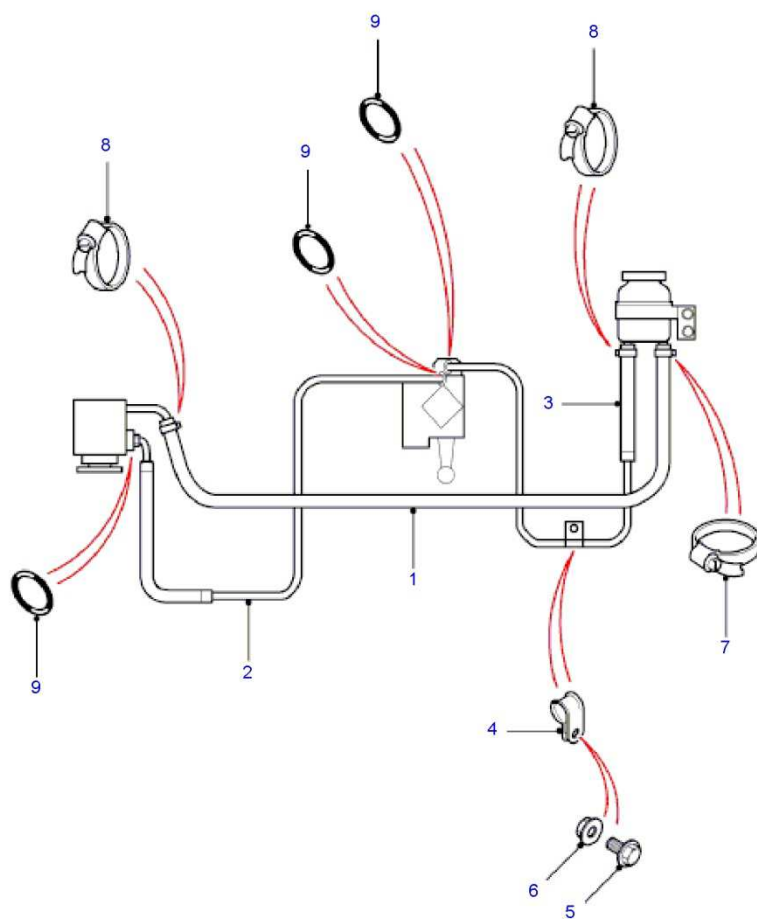
---



With compliments from ,

Catalogue: Defender 2007-

Section: P01.005 POWER STEERING PIPES (LHD FROM (V)7A000001)



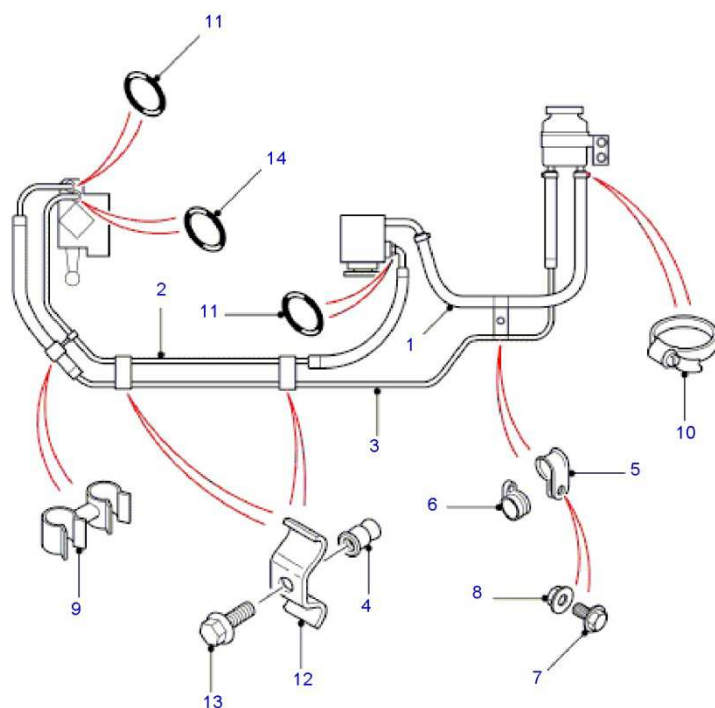
E02.035  
04-2005  
LC  
LCE02035

Callout	Description	Qty	OSI	From	To	E	Number
1	HOSE - RESERVOIR TO PUMP \$	1	Y		(V)AA888887		QEH500590
1	HOSE - RESERVOIR TO PUMP \$	1	-	(V)AA888888			LR023477
2	PIPE ASSEMBLY-PUMP TO STEERING BOX \$	1	Y		(V)9A999999		QEP501820
2	PIPE ASSEMBLY-PUMP TO STEERING BOX \$	1	-	(V)AA000001			LR020672
3	PIPE ASSEMBLY-STEERING BOX TO RESERVOIR \$	1	-				QEP501830
4	CLIP, 22MM \$	1	-				CP106221
5	BOLT - HEX.HEAD, M6 X 20MM, FLANGED HEAD \$	1	-				FS106206
6	NUT-FLANGE, M6 \$	1	-				FN106047L
7	CLIP-HOSE \$	1	-				QGM500090
8	CLIP-HOSE \$	2	-		(V)CA425000		QGM500080
8	CLIP-HOSE \$	2	-	(V)CA425001			LR044056
9	O RING \$	3	-				QYX100280

With compliments from ,

Catalogue: Defender 2007-

Section: P01.010 POWER STEERING PIPES (RHD FROM (V)7A000001)



P01.010  
10-2011  
L8  
LF0045A

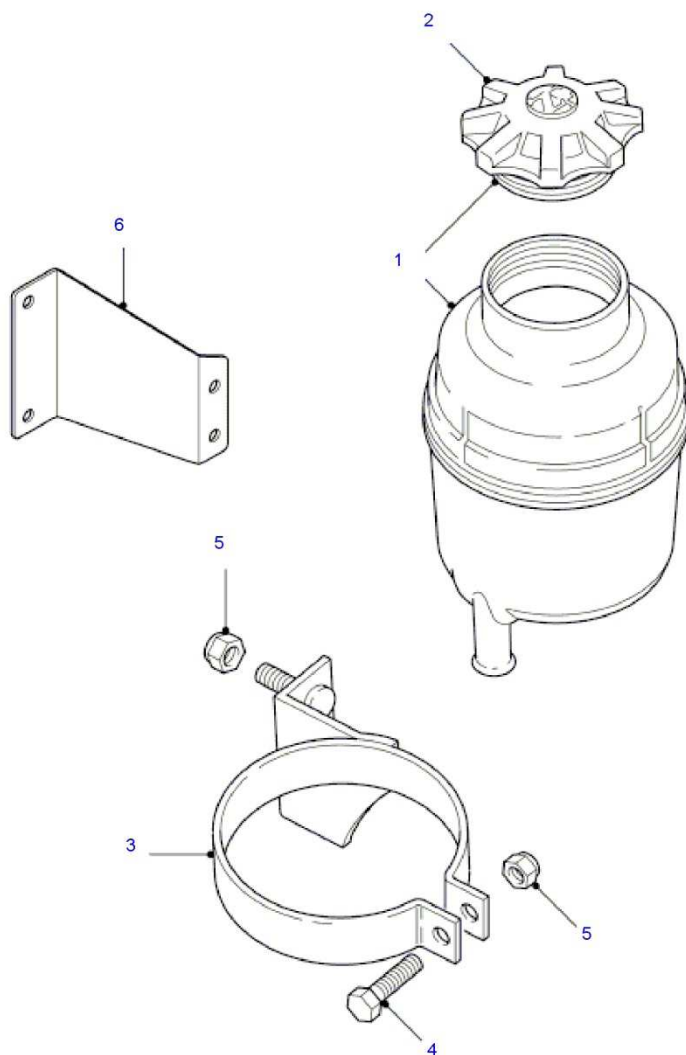


Callout	Description	Qty	OSI	From	To	E	Number
1	HOSE - RESERVOIR TO PUMP \$	1	Y		(V)AA888887		QEH500590
1	HOSE - RESERVOIR TO PUMP \$	1	-	(V)AA888888			LR023477
2	PIPE ASSEMBLY-PUMP TO STEERING BOX \$	1	Y		(V)8A999999		QEP501050
2	PIPE ASSEMBLY-PUMP TO STEERING BOX \$	1	-	(V)9A000001			LR020670
3	PIPE ASSEMBLY-STEERING BOX TO RESERVOIR \$	1	Y		(V)7A999999		QEP501030
3	PIPE ASSEMBLY-STEERING BOX TO RESERVOIR \$	1	-	(V)8A000001			QEP501870
4	NUT - BLIND ANCHOR \$	2	-				NN106022
5	CLIP, P \$	1	-				CP106221
6	CLIP, P \$	1	-				50642
7	BOLT - HEX.HEAD, M6 X 20MM, FLANGED HEAD \$	1	-				FS106206
8	NUT-FLANGE, M6 \$	1	-				FN106047L
9	CLIP - DOUBLE \$	1	-				ADU9081L
10	CLIP - HOSE \$	1	-				QGM500090
11	RING, O - RING \$	2	Y				UYX100060
12	CLIP - HOSE \$	2	-		(V)7A999999		QGM500110
12	CLIP - HOSE \$	2	-	(V)8A000001			PEX500040
13	BOLT - HEX.HEAD, M6 X 20MM, FLANGED HEAD \$	2	-				FS106206
14	RING, O - RING \$	1	-				QED500010

With compliments from ,

Catalogue: Defender 2007-

Section: P01.015 POWER STEERING RESERVOIR-PLASTIC (WITH POWER STEERING(FIXED RATIO)  
FROM (V)7A000001)



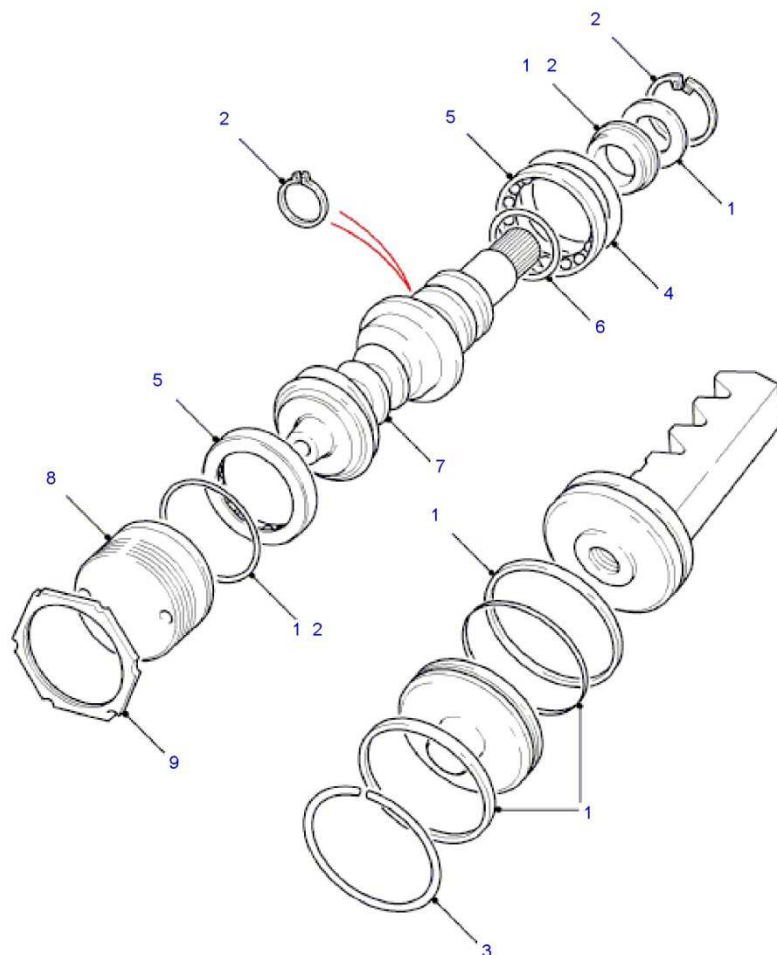
P01.015  
07-2011  
L8  
L8P01015

Callout	Description	Qty	OSI	From	To	E	Number
1	RESERVOIR ASSEMBLY POWER ASSISTED STEERING FLUID \$	1	-				QFX000030
2	CAP POWER ASSISTED STEERING RESERVOIR \$	1	-				NTC2723
3	BRACKET ASSEMBLY POWER ASSISTED STEERING PUMP & ALTERNATOR, WITH MANUAL AIR CONDITIONING \$	1	-				QEU500100
4	BOLT - HEX.HEAD, M6 X 20MM, FLANGED HEAD \$	1	-				FS106206
5	NUT-FLANGE, M6 \$	3	-				FN106047L
6	BRACKET - POWER STEERING RESERVOIR, LESS AIR CONDITIONING \$	1	-				QEU500090

With compliments from ,

Catalogue: Defender 2007-

Section: P01.020 WORM & VALVE-ADWEST LIGHTWEIGHT (WITH POWER STEERING(FIXED RATIO)  
FROM (V)7A000001)



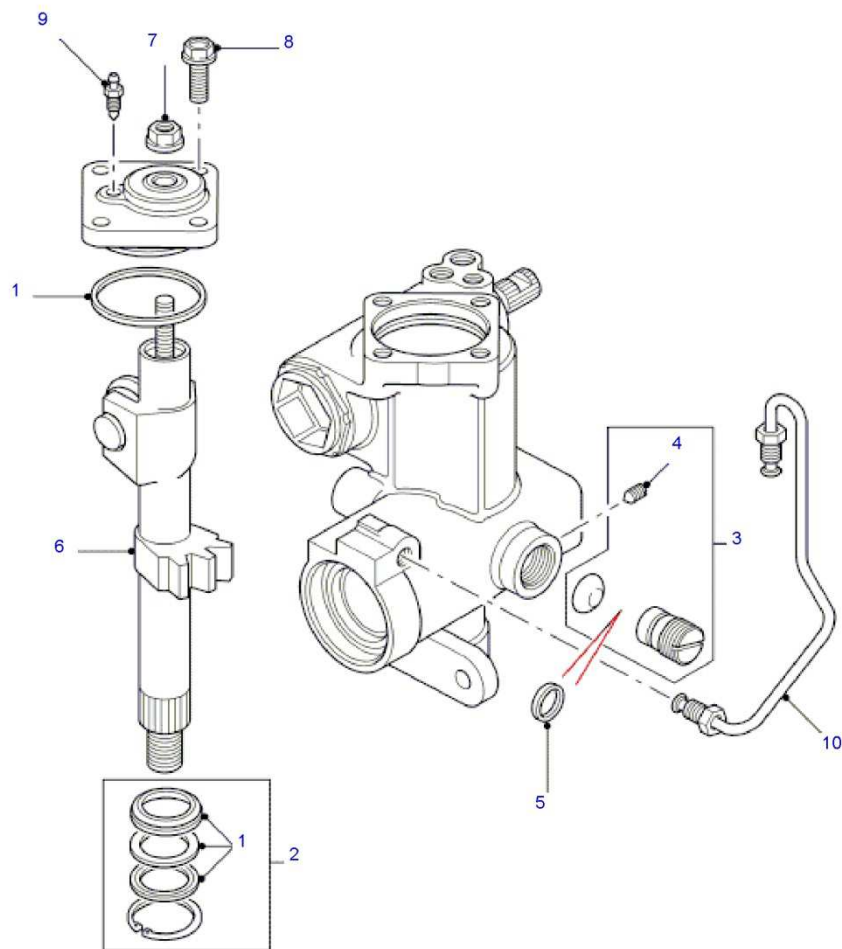
E02.015  
04-2005  
LC  
LCE02015

Callout	Description	Qty	OSI	From	To	E	Number
1	KIT - SEAL, STEERING BOX \$	1	-				STC2847
2	KIT - SEAL, INPUT SHAFT \$	1	-				STC889
3	RING POWER ASSISTED STEERING \$	1	-				RTC4404
4	SHIM \$	1	-				RTC4410
5	BEARING \$	2	-				RTC4409
6	RING \$	2	-				608000
7	VALVE, WORM AND VALVE, RHD \$	1	-				RTC4405
7	VALVE, WORM AND VALVE, LHD \$	1	-				RTC4406
8	SCREW \$	1	-				RTC4407
9	NUT - HEX. \$	1	-				RTC4408

With compliments from ,

Catalogue: Defender 2007-

Section: P01.025 SECTOR SHAFT-ADWEST LIGHTWEIGHT (WITH POWER STEERING(FIXED RATIO) FROM (V)7A000001)



P01.025  
02-2009  
L8  
LF0043

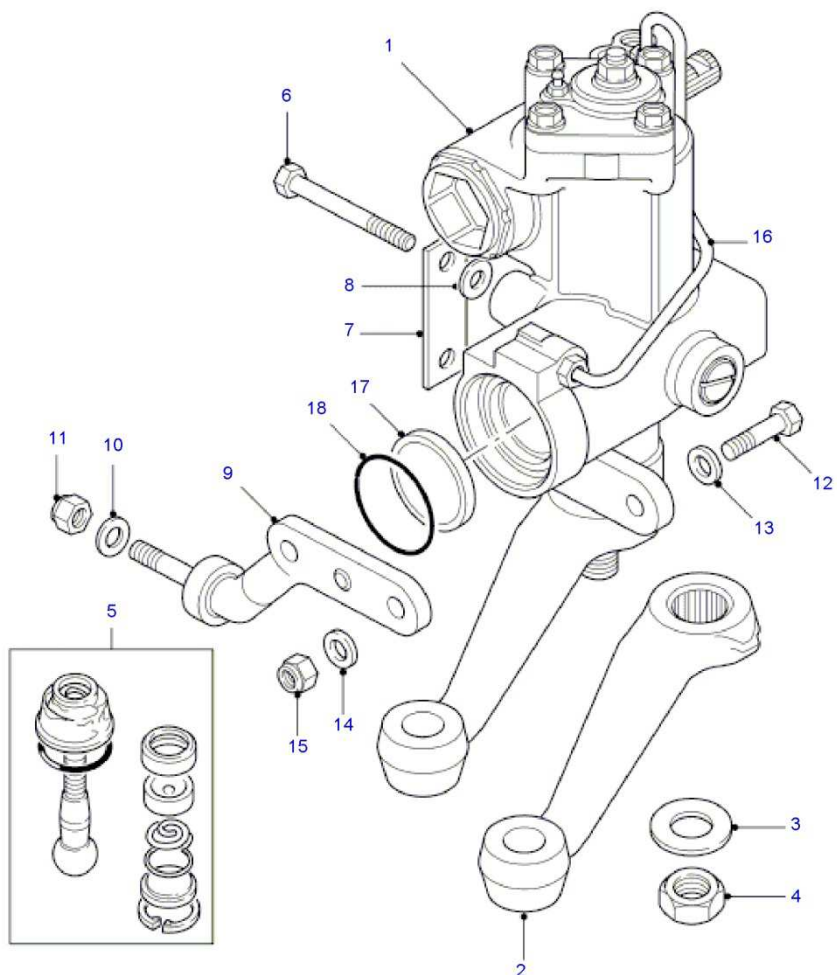
© 2004 - 2012 Infomedia Ltd and its licensors.

Callout	Description	Qty	OSI	From	To	E	Number
1	KIT - SEAL, STEERING BOX \$	1	-				STC2847
2	KIT - SEAL, OUTPUT \$	1	-				STC2848
3	KIT, PAD ADJUSTER \$	1	-				STC4385
4	SCREW \$	1	-				11011L
5	SEAL \$	1	-				608065
6	SHAFT ASSEMBLY-STEERING BOX SECTOR, RHD \$	1	-				RTC4398
6	SHAFT ASSEMBLY-STEERING BOX SECTOR, LHD \$	1	-				RTC4399
7	NUT - HEX. \$	1	-				RTC4394
8	SCREW \$	4	-				RTC4393
9	SCREW - BLEED \$	1	-				RTC4395
10	PIPE ASSEMBLY POWER ASSISTED STEERING, RHD \$	1	-				RTC4400
10	PIPE ASSEMBLY POWER ASSISTED STEERING, LHD \$	1	-				RTC4401

With compliments from ,

Catalogue: Defender 2007-

Section: P01.030 STEERING BOX-POWER-ADWEST-LIGHTWEIGHT (WITH POWER STEERING(FIXED RATIO) FROM (V)7A000001)



P01.030  
12-2011  
L8  
LF0042A

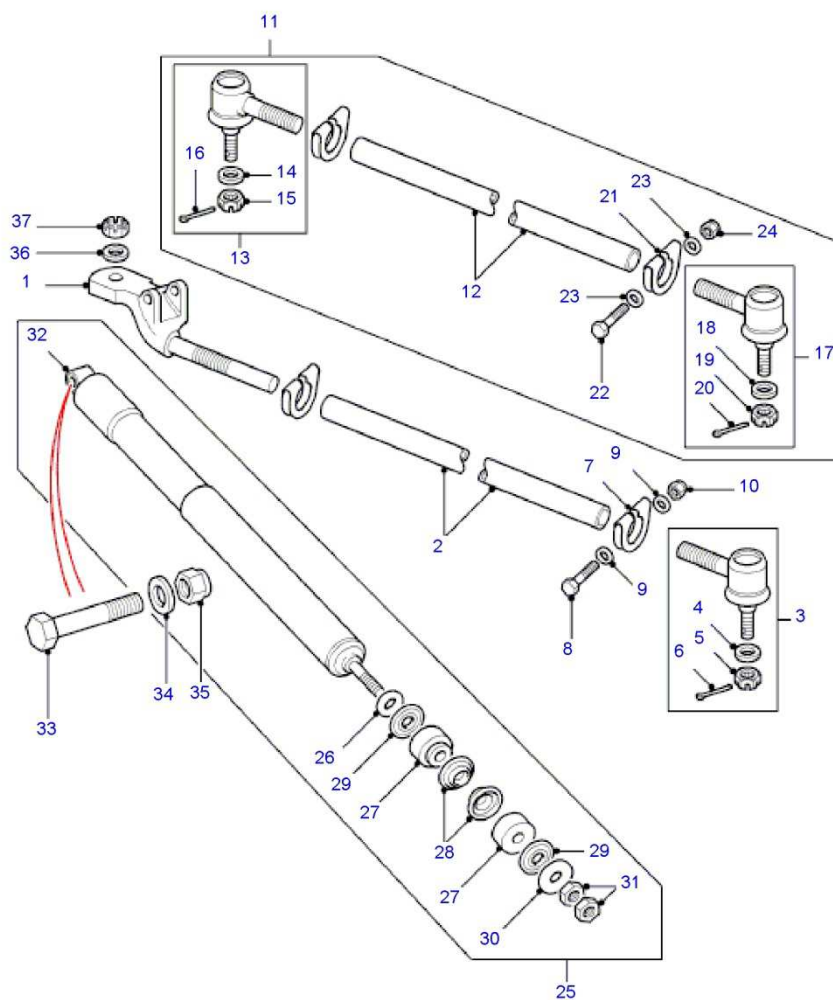


Callout	Description	Qty	OSI	From	To	E	Number
1	BOX ASSEMBLY-STEERING, NEW, BEFORE ORDERING PLEASE CHECK FOR SERVICE EXCHANGE VERSION, RHD \$	1	-			S	QAF500130
1	BOX ASSEMBLY-STEERING, EXCHANGE PART (RE-MANUFACTURED), RHD \$	1	-			E	LR016443
1	BOX ASSEMBLY-STEERING, NEW, BEFORE ORDERING PLEASE CHECK FOR SERVICE EXCHANGE VERSION, LHD \$	1	-			S	QAF500160
1	BOX ASSEMBLY-STEERING, EXCHANGE PART (RE-MANUFACTURED), LHD \$	1	-			E	LR016444
2	LEVER-DROP ARM STEERING, RHD \$	1	-				QFW000020
2	LEVER-DROP ARM STEERING, LHD \$	1	-				QFW000030
3	WASHER-STEERING BOX DROP ARM NUT TAB, 48MM \$	1	-				600265
4	NUT - HEX., DROP ARM TO STEERING BOX \$	1	-				NT614041L
5	JOINT-DRAG LINK BALL, KIT \$	1	-				RBG000010
6	BOLT, M12 X 95MM, HEXAGONAL HEAD \$	4	-				QYG500140
7	WASHER - TAB \$	2	-				572077
8	WASHER, M12, PLAIN \$	4	-				WA112081L
9	BAR-TIE-BENT FORGING \$	1	Y		[V]CA422000		ANR2994
9	BAR-TIE-BENT FORGING \$	1	-	[V]CA422001			LR041261
10	WASHER, '1/2"' \$	1	-				RYF500190
11	NUT - HEX., NYLOC, HEXAGONAL, 1/2UNF \$	1	-				FY112056
12	BOLT, M12 X 60 \$	2	-				BH112121L
13	WASHER, M12, PLAIN \$	2	-				WA112081L
14	WASHER, M12, PLAIN \$	2	-				WA112081L
15	NUT - HEX., M12, HEXAGONAL HEAD, NYLOC \$	2	Y		[V]7A737621		NY112041L
15	NUT - HEX., M12, HEXAGONAL HEAD, NYLOC \$	2	Y	[V]7A737622	[V]8A756833		FY112046
15	NUT - HEX., M12, HEXAGONAL HEAD, NYLOC \$	2	-	[V]8A756884			RYH500510
16	TUBE - POWER STEERING PRESSURE, RHD \$	1	-				LR035211
16	TUBE - POWER STEERING PRESSURE, LHD \$	1	-				LR035212
17	COVER PLATE \$	1	-				LR035210
18	CLIP - RETAINING \$	1	-				LR035213

With compliments from ,

Catalogue: Defender 2007-

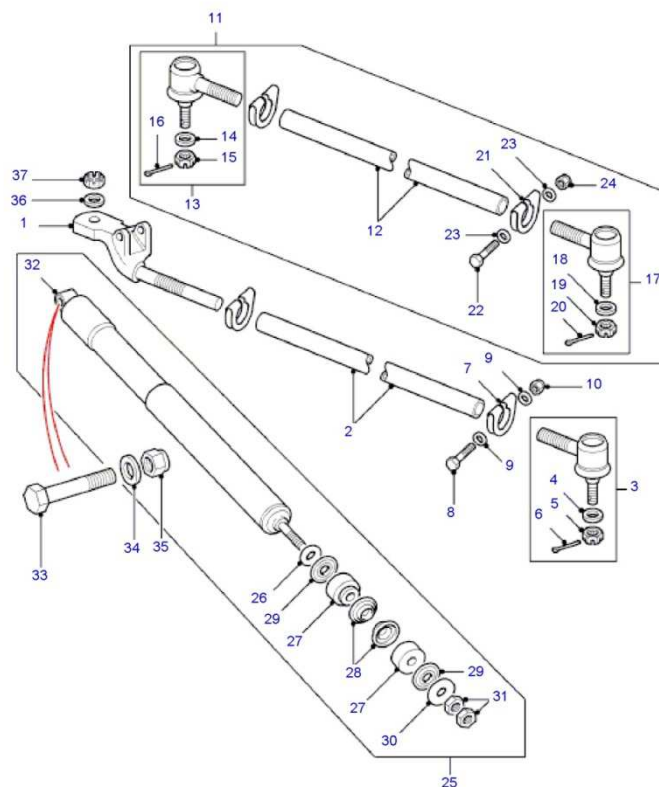
Section: P01.035 TRACK RODS & DAMPER (FROM (V)7A000001)



E02.020  
04-2005  
LC  
LCE02020

Callout	Description	Qty	OSI	From	To	E	Number
1	CROSS ROD-EYE END, RHD \$	1	-				ANR2858
1	CROSS ROD-EYE END, LHD \$	1	-				ANR2859
2	TUBE, TIE BAR \$	1	-				ANR2860
3	KIT-BALL JOINT, R/H THREAD \$	1	-				RTC5869
4	WASHER-PLAIN, M12 X 28 \$	2	-				WC112081L
5	NUT-CASTLE, M12 \$	2	-				NC112046
6	PIN-SPLIT, 3.2 X 32 \$	1	-				UYT500030
7	CLAMP, TUBE \$	2	-				577898
8	BOLT, 1/4UNF X 7/8 \$	2	-				BH604151L
9	WASHER, PLAIN, 6MM \$	4	-				WA106042
10	NUT - HEX., 1/4", NYLOC, HEXAGONAL \$	2	-				QYH500110
11	END ASSEMBLY-TRACK ROD \$	1	Y		(V)CA422000		QFK500040
11	END ASSEMBLY-TRACK ROD \$	1	-	(V)CA422001			LR041267
12	TUBE, TRACK ROD \$	1	-				NRC9742
13	KIT-BALL JOINT, RH, R/H THREAD \$	1	-				RTC5869
14	WASHER-PLAIN, M12 X 28 \$	2	-				WC112081L
15	NUT-CASTLE, M12 \$	2	-				NC112046
16	PIN-SPLIT, 3.2 X 32 \$	1	-				UYT500030
17	KIT-BALL JOINT, L/H THREAD, LH \$	1	-				RTC5870

➤ See following page



E02.020  
 04-2005  
 LC  
 LCE02020

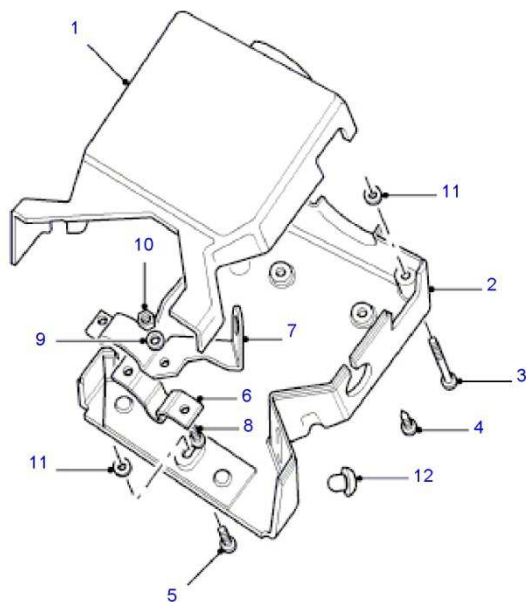
➤ Continued

18	WASHER-PLAIN, M12 X 28 \$	1	-				WC112081L
19	NUT-CASTLE, M12 \$	1	-				NC112046
20	PIN-SPLIT, 3.2 X 32 \$	1	-				UYT500030
21	CLAMP, TUBE \$	2	-				577898
22	BOLT, 1/4UNF X 7/8 \$	2	-				BH604151L
23	WASHER, PLAIN, 6MM \$	4	-				WA106042
24	NUT - HEX., 1/4", NYLOC, HEXAGONAL \$	2	-				QYH500110
25	DAMPER ASSEMBLY-STEERING \$	1	-				RTC4472
26	WASHER \$	1	-				QYF500050
27	WASHER-RUBBER \$	2	Y		(V)8A999999		8510242
27	WASHER-RUBBER \$	2	-	(V)9A000001			568858
28	WASHER-CUP, INTERMEDIATE \$	2	-				QYF500060
29	WASHER \$	2	-				90575597
30	WASHER \$	1	-				WJ110007L
31	NUT - HEX., NARROW \$	2	-				QYH500120
32	BUSH-STEERING DAMPER RUBBER \$	1	-				QEM500020
33	BOLT, LONG, M10 X 60 \$	1	-				BH110121L
34	WASHER, M10 \$	1	-				WA110066
35	NUT - HEX., M10, NYLOC, FLANGE \$	1	-				NY110047L
36	WASHER-PLAIN, M12 X 28, STEERING DROP ARM TO CROSSROD \$	1	-				WC112081L
37	NUT-CASTLE, M12, STEERING DROP ARM TO CROSSROD \$	1	-				NC112046

With compliments from ,

Catalogue: Defender 2007-

Section: P02.005 STEERING COLUMN SHROUD (FROM (V)7A000001)



P02.005  
08-2009  
L8  
LF0041A

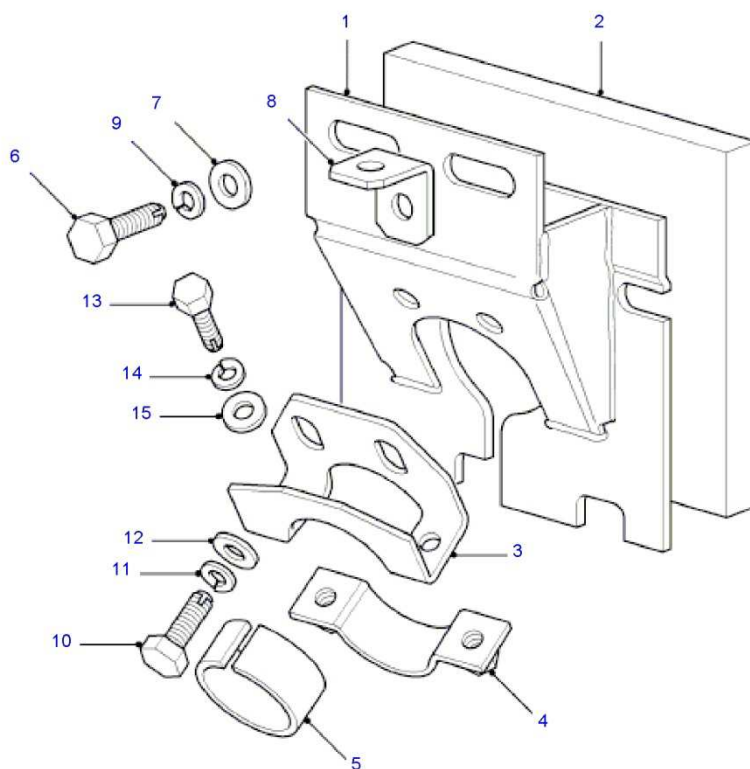
© 2004 - 2012 Infomedia Ltd and its licensors.

Callout	Description	Qty	OSI	From	To	E	Number
1	COVER ASSEMBLY-STEERING COLUMN, UPPER \$	1	-		(V)CA999999		QR8500160PMA
1	COVER ASSEMBLY-STEERING COLUMN, UPPER, LESS BLUETOOTH \$	1	-	(V)DA000001			QR8500160PMA
1	COVER ASSEMBLY-STEERING COLUMN, UPPER, BLUE TOOTH INTERFACE CONNECT \$	1	-	(V)DA000001			LR041448
2	COVER ASSEMBLY-STEERING COLUMN, LOWER \$	1	-				MTC3500
3	SCREW, M8 X 25, SELF TAPPING \$	4	-				DA608084L
4	SCREW, SELF TAPPING, NO 8 X 3/8 \$	2	-		(V)7A749882		AB608031L
4	SCREW, SELF TAPPING, 8 X 1/2 \$	2	-	(V)7A749883			PYP500140
5	SCREW-PAN, M5 X 16 \$	1	-				SE105161L
6	CLAMP, LOWER \$	1	-				NRC7836
7	CLAMP, UPPER \$	1	-				NRC7835
8	SCREW, HEXAGONAL HEAD, M5 X 12 \$	2	-				SH105121L
9	WASHER - SPRING, M5, PLAIN, STANDARD \$	2	-				WA105001L
10	NUT-HEXAGONAL, M5 \$	2	-				NH105041L
11	SPACER \$	5	-				LR012460
12	PLUG-BLANKING \$	1	-				331083

With compliments from ,

Catalogue: Defender 2007-

Section: P02.010 STEERING COLUMN TOP SUPPORT (FROM (V)7A000001)




E01.015  
04-2005  
LC  
LCE01015



Callout	Description	Qty	OSI	From	To	E	Number
1	BRACKET-STEERING COLUMN COVER INNER SUPPORT \$	1	Y		(V)7A753750		MTC1382
1	BRACKET-STEERING COLUMN COVER INNER SUPPORT \$	1	-	(V)7A753751			AHR710490
2	SEAL \$	1	-				PCZ500060
3	CLAMP, TOP \$	1	Y		(V)9A888887		346722
3	CLAMP, TOP \$	1	-	(V)9A888888			LR023479
4	CLAMP, LOWER \$	1	-		(V)9A888887		MTC1078
4	CLAMP, LOWER \$	1	-	(V)9A888888			LR016653
5	STRIP-ANTI RATTLE \$	1	-				348747
6	SCREW, M8 X 25, FLANGED HEAD \$	2	Y				FS108257L
7	WASHER, 8MM \$	1	-				WA108056
8	BRACKET FIXING \$	1	-				MTC4771
9	WASHER, M8, SPRUNG \$	2	-				WL108007L
10	SCREW, M8 X 25, HEXAGONAL HEAD, FIXING BRACKET \$	2	-		(V)7A737621		GG108251L
10	SCREW, M8 X 25, HEXAGONAL HEAD, FIXING BRACKET \$	2	-	(V)7A737622			SYG500010
11	WASHER, M8, SPRING \$	2	-				WL108007L
12	WASHER, 8MM, PLAIN \$	2	-				WA108056
13	SCREW-PAINT CLEARING, M6 X 25MM \$	2	Y		(V)7A735841		GG106251L
13	SCREW-PAINT CLEARING, M6 X 25MM \$	2	-	(V)7A735842			GG106252
14	WASHER, M6, SPRUNG \$	2	-				WL106002
15	WASHER, PLAIN, 6MM \$	2	-				WA106042

Section: P02.015 STEERING WHEEL &amp; COLUMN (FROM (V)7A000001)



1044

Callout	Description	Qty	OSI	From	To	E	Number
1	WHEEL ASSEMBLY-STEERING, (CHASSIS CAB, BASIC TYPE STEERING WHEEL OR SOFT TOP, BASIC TYPE STEERING WHEEL OR PICK UP, BASIC TYPE STEERING WHEEL OR HIGH CAPACITY PICK UP, BASIC	1	Y		(V)7A999999		ANR3231
1	WHEEL ASSEMBLY-STEERING, (CHASSIS CAB, BASIC TYPE STEERING WHEEL OR SOFT TOP, BASIC TYPE STEERING WHEEL OR PICK UP, BASIC TYPE STEERING WHEEL OR HIGH CAPACITY PICK UP, BASIC	1	-	(V)8A000001			QT8502130
1	WHEEL ASSEMBLY-STEERING, BLACK, LEATHER STEERING WHEEL \$	1	-		(V)8A760056		QT8102760PMA
1	WHEEL ASSEMBLY-STEERING, BLACK, LEATHER STEERING WHEEL \$	1	Y	(V)8A760057	(V)9A781524		LR010158
1	WHEEL ASSEMBLY-STEERING, BLACK, LEATHER STEERING WHEEL \$	1	-	(V)9A781525			LR018406
1	WHEEL ASSEMBLY-STEERING, PLASTIC, DEEP GRAINED, (STATION WAGON - 3 DOOR, BASIC TYPE STEERING WHEEL OR STATION WAGON - 5 DOOR, BASIC TYPE STEERING WHEEL) \$	1	Y		(V)8A760056		ANR1972
1	WHEEL ASSEMBLY-STEERING, PLASTIC, DEEP GRAINED, (STATION WAGON - 3 DOOR, BASIC TYPE STEERING WHEEL OR STATION WAGON - 5 DOOR, BASIC TYPE STEERING WHEEL) \$	1	-	(V)8A760057			LR010157
2	RING-SNAP \$	1	-				NRC7636
3	NUT - HEX., 14MM, METRIC \$	1	-		(V)7A743838		CRC209
3	NUT - HEX., 14MM, METRIC \$	1	-	(V)7A743839			QYH500130
4	WASHER-STARLOCK, 14MM \$	1	Y				WE114001
5	COVER STEERING WHEEL NUT, (CHASSIS CAB, BASIC TYPE STEERING WHEEL OR SOFT TOP, BASIC TYPE STEERING WHEEL OR PICK UP, BASIC TYPE STEERING WHEEL OR HIGH CAPACITY PICK UP, BASIC	1	-				NTC8848
6	COLUMN-UPPER-STEERING, (CHASSIS CAB, BASIC TYPE STEERING WHEEL OR SOFT TOP, BASIC TYPE STEERING WHEEL OR PICK UP, BASIC TYPE STEERING WHEEL OR HIGH CAPACITY PICK UP, BASIC	1	-		(V)8A759840		NTC9068
6	COLUMN-UPPER-STEERING, (LEATHER STEERING WHEEL OR STATION WAGON - 5 DOOR, BASIC TYPE STEERING WHEEL OR STATION WAGON - 3 DOOR, BASIC TYPE STEERING WHEEL) \$	1	-		(V)8A759840		QMB101620
6	COLUMN-UPPER-STEERING \$	1	-	(V)8A759841			NTC9068
7	ROD ASSEMBLY-TIE \$	1	-				AHU710480
8	SCREW, HEXAGONAL HEAD, M10 X 16 \$	1	-		(V)7A735842		SH110161L
8	SCREW, FLANGED HEAD, M10 X 16 \$	1	-	(V)7A735843			FS110166P
9	BOLT, FLANGED HEAD, M10 X 30, TOP \$	1	-		(V)8A756883		FS110306
9	BOLT, FLANGED HEAD, M10 X 30, TOP \$	1	-	(V)8A756884			SH110252
10	WASHER, 10MM ID \$	2	-				WF110001L
11	WASHER - SPRING, M10 \$	2	-				WL110001L
12	NUT - HEX., M10, HEXAGONAL HEAD, COARSE THREAD \$	1	-				FN110046
13	BRACKET-COLUMN SUPPORT STEERING \$	1	-		(V)BA999999		NRC7127
13	BRACKET-COLUMN SUPPORT STEERING \$	1	-	(V)CA000001			LR031378
14	SCREW, M8 X 25, FLANGED HEAD \$	2	Y				FS108257L
15	SCREW, FLANGED HEAD, M8 X 20MM \$	4	-				FS108207L
16	WASHER, M8 \$	6	-				WC108051L
17	NUT - HEX., M8, NYLOC \$	6	Y				NY108041
18	STEERING COLUMN, LOWER \$	1	-				QMN500270
19	KIT - UNIVERSAL JOINT REPAIR \$	1	-				QLE500020
20	BOLT, PATCH LOCK \$	3	Y		(V)7A737400		QYG000030
20	BOLT, PATCH LOCK \$	3	-	(V)7A737401			QYG500100
21	COVER STEERING WHEEL NUT, (LEATHER STEERING WHEEL OR STATION WAGON - 3 DOOR, BASIC TYPE STEERING WHEEL OR STATION WAGON - 5 DOOR, BASIC TYPE STEERING WHEEL) \$	1	-				QTF100220

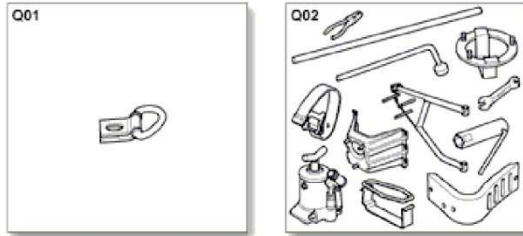
Page left blank

Page left blank



With compliments from ,  
Catalogue: Defender 2007-  
Section: GRAPHIC INDEX

---

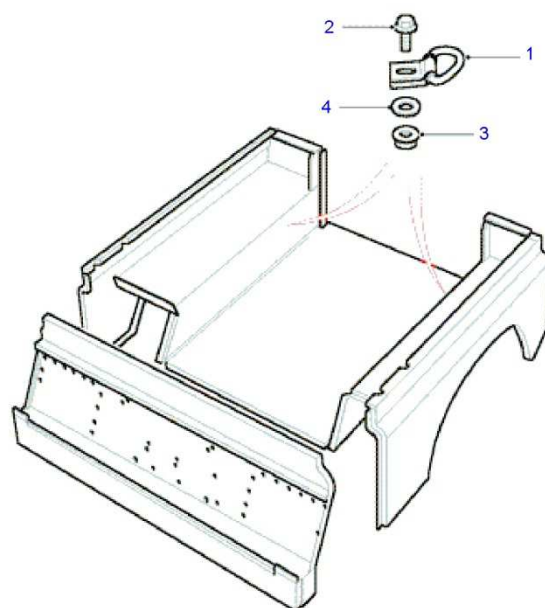


With compliments from ,

Catalogue: Defender 2007-

Section: Q01.005 LUGGAGE TIE DOWN LOOPS ('90" WHEELBASE', WITH LOAD SPACE TIE DOWN LOOP FROM (V)7A000001 OR HARD TOP, '110" WHEELBASE', WITH LOAD SPACE TIE DOWN LOOP FROM (V)7A000001 OR STATION WAGON - 5 DOOR, '110" WHEELBASE', WITH LOAD SPACE TIE DOWN LOOP FROM (V)7A000001)

---



LS0016

© 2004 - 2012 Infomedia Ltd and its licensors.

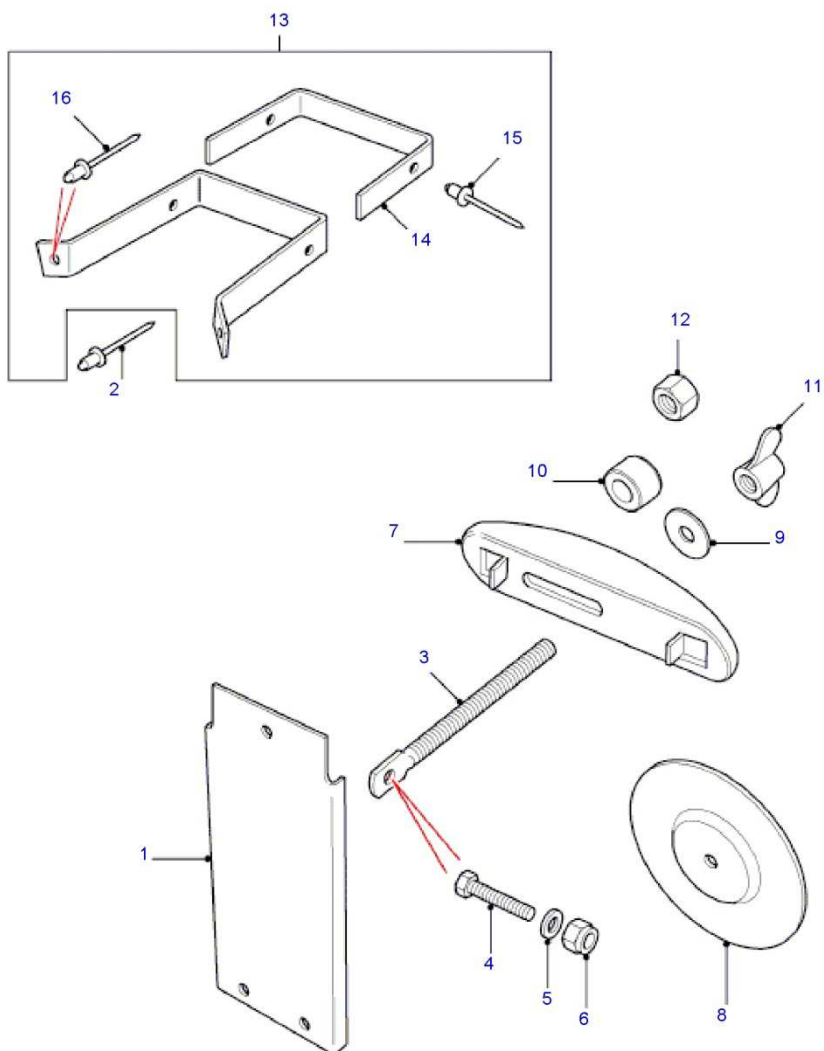


Callout	Description	Qty	OSI	From	To	E	Number
1	LOOP-LUGGAGE TIE DOWN \$	X	-				EOZ100000
2	SCREW, M8 X 25, FLANGED HEAD \$	6	Y				FS108257L
3	NUT - HEX., M8, NYLOC, FLANGE \$	6	-				FY108046
4	WASHER, M8, LARGE \$	6	Y				WJ108001

With compliments from ,

Catalogue: Defender 2007-

Section: Q02.005 SPARE WHEEL CARRIER (WITH BULKHEAD MOUNTED CARRIER FROM (V)7A000001)



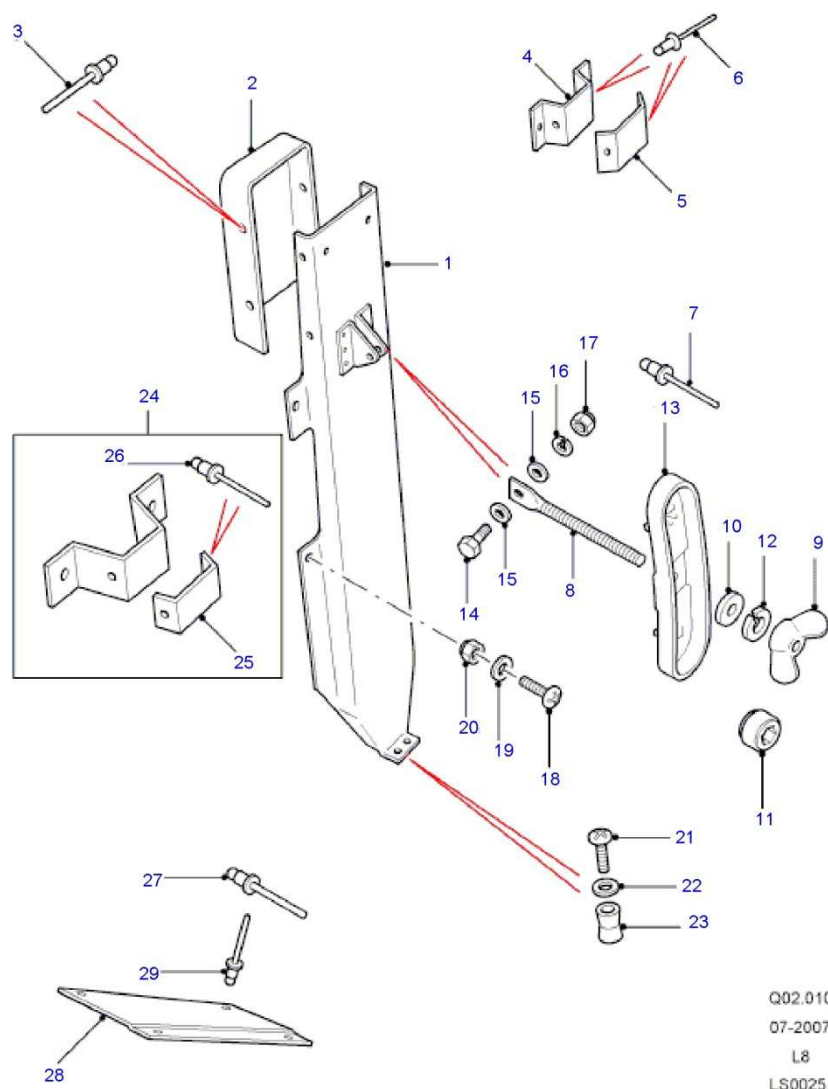
Q02.005  
01-2007  
L8  
LS0023

Callout	Description	Qty	OSI	From	To	E	Number
1	PLATE-SPARE WHEEL RETENTION \$	1	-				KTP500010
2	RIVET \$	3	-				RA612237
3	BAR-TIE STRAIGHT, SPARE WHEEL CLAMP \$	1	-				KTC500040
3	BAR-TIE STRAIGHT, ALLOY WHEEL, EXTENDED \$	1	-				KTC500050
4	BOLT, M6 X 40MM, FLANGED HEAD \$	1	-				FB106086
5	WASHER, M6, OVERSIZE \$	2	-				WC106041L
6	NUT - HEX., M6, HEXAGONAL HEAD, NYLOC \$	1	-				FY106046
7	CLAMP \$	1	-				MXC5477
8	DISC-CLAMPING-SPARE WHEEL \$	1	-				BTR0335
9	WASHER-PLAIN \$	1	Y				WA116101L
10	SPACER \$	1	-				KTD500070
11	NUT-ALLOY ROAD WHEELS, "110" WHEELBASE" \$	3	-				RRD500560
12	NUT WHEEL RETENTION, 16MM, STEEL WHEEL \$	1	-				RRD500010
13	STRIP-PROTECTION MOUNTING BRACKET \$	1	-				MUC1649
14	RUBBING STRIP-SPARE WHEEL RETENTION \$	1	-				KTH100000
15	RIVET \$	2	-				RA612346
16	RIVET \$	4	-				RA612237

With compliments from ,

Catalogue: Defender 2007-

Section: Q02.010 SPARE WHEEL CARRIER (BODYSIDE MOUNTED CARRIER FROM (V)7A000001)



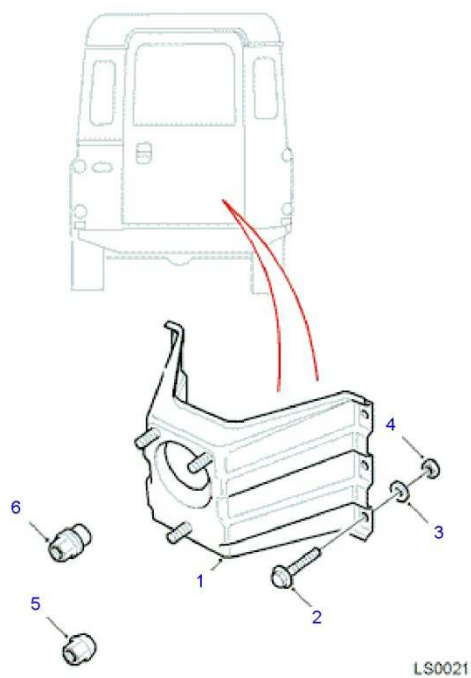
© 2004 - 2012 Infomedia Ltd and its licensors.

Callout	Description	Qty	OSI	From	To	E	Number
1	BRACKET ASSEMBLY-SPARE WHEEL RETENTION MOUNTING, CREW CAB HCPU, '130" WHEELBASE' \$	1	-				KTU100090
1	BRACKET ASSEMBLY-SPARE WHEEL RETENTION MOUNTING, HIGH CAPACITY PICK UP, '110" WHEELBASE' \$	1	-				MTC1584
2	COVER PLATE \$	1	-				MTC1416
3	RIVET \$	4	-				RA608177L
4	BRACKET \$	1	-				AFU710190
5	STRIP RUBBING-SPARE WHEEL STOWAGE \$	1	-				MTC1490
6	RIVET, '3/16" X 0.7LNG' \$	2	-				RU612503
7	RIVET \$	4	-				RA608177L
8	BAR-TIE STRAIGHT, WITH STANDARD STEEL WHEELS \$	1	-				KTC500040
8	BAR-TIE STRAIGHT, FOR ALLOY WHEELS \$	1	-				KTC500050
9	NUT-WING, 16MM, STEEL WHEEL \$	1	-				RRD500010
10	WASHER \$	1	-				3982L
11	SPACER \$	1	-				KTD500070
12	WASHER, '3/8"', SQUARE \$	1	-				WM600061L
13	CLAMP \$	1	-				MXC5477
14	BOLT, FLANGED HEAD, M6 X 25MM \$	1	Y				FS106255L
15	WASHER, M6, OVERSIZE \$	2	-				WC106041L
16	WASHER \$	1	-				VYF500110
17	NUT - HEX., M6, HEXAGONAL HEAD, NYLOC \$	1	-				FY106046
18	SCREW, M6 X 16MM \$	4	-				SE106161L
19	WASHER, PLAIN, 6MM \$	8	-				WA106042
20	NUT - HEX., M6, HEXAGONAL HEAD, NYLOC \$	4	-				FY106046
21	SCREW, M6 X 16MM \$	1	-				SE106161L
22	WASHER, PLAIN, 6MM \$	1	-				WA106042
23	RIVET, M6 X 15, HIGH CAPACITY PICK UP \$	1	-				MR106300
24	BRACKET-SPARE WHEEL RETENTION MOUNTING \$	2	-				332672
25	RUBBING STRIP-SPARE WHEEL RETENTION \$	1	-				KTH100010
26	RIVET, '3/16" X 0.45"LNG', POP \$	2	-				78248
27	RIVET, '3/16" X 0.7LNG' \$	4	-				RU612503
28	PLATE \$	1	-				MTC1592
29	RIVET-POP-ALUMINIUM \$	4	-				RU612183

With compliments from ,

Catalogue: Defender 2007-

Section: Q02.015 SPARE WHEEL CARRIER (REAR DOOR SPARE WHEEL CARRIER FROM (V)7A000001)

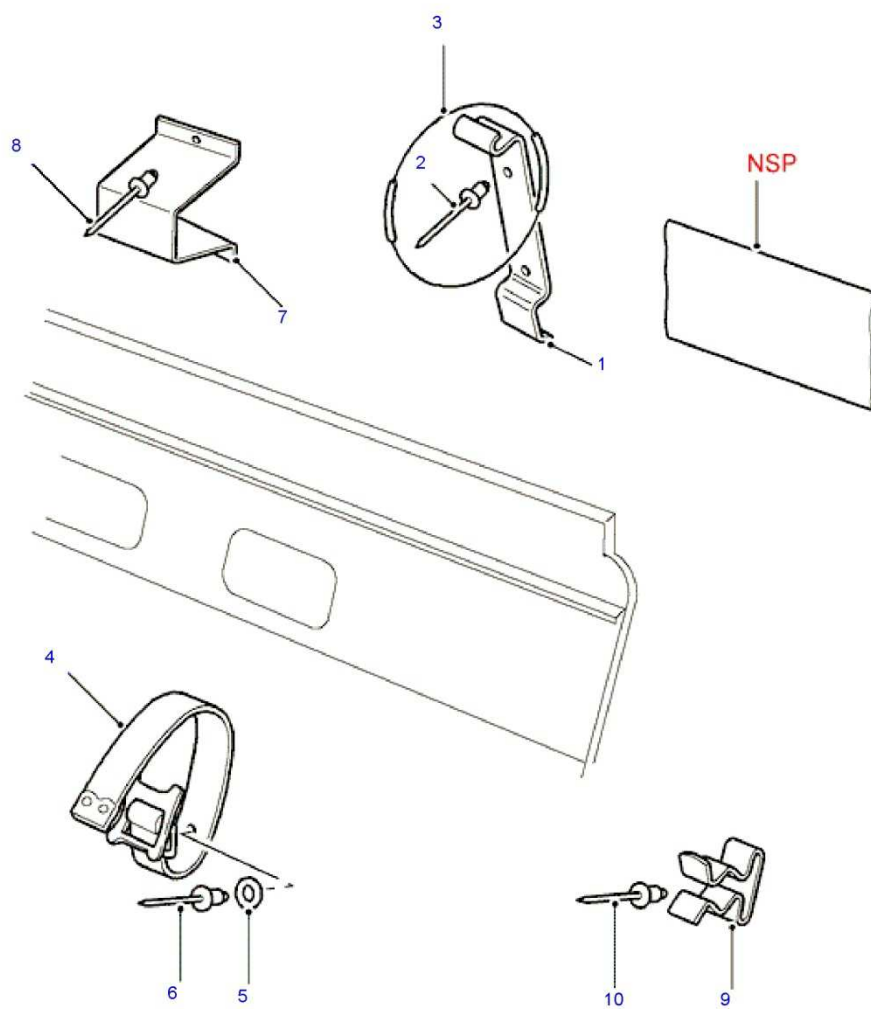


© 2004 - 2012 Infomedia Ltd and its licensors.

Callout	Description	Qty	OSI	From	To	E	Number
1	CARRIER-LOAD/TAIL DOOR SPARE WHEEL MOUNTING \$	1	-				BHI710050
2	BOLT-WASHER, M8 X 50 \$	6	-				VYG000020
3	WASHER-PLAIN, 10MM ID \$	6	-				BYF500040
4	NUT - HEX., M8, NYLOC \$	6	-				NY108047
5	NUT WHEEL RETENTION, M16, 'ALL 16" STEEL WHEELS' \$	3	-				RRD500010
6	NUT WHEEL RETENTION, M16, 'ALL 16" ALLOY WHEELS' \$	X	-				RRD500520

With compliments from ,  
Catalogue: Defender 2007-  
Section: Q02.020 TOOL STOWAGE (FROM (V)7A000001)

---



AHSXAA2A

© 2004 - 2012 Infomedia Ltd and its licensors.

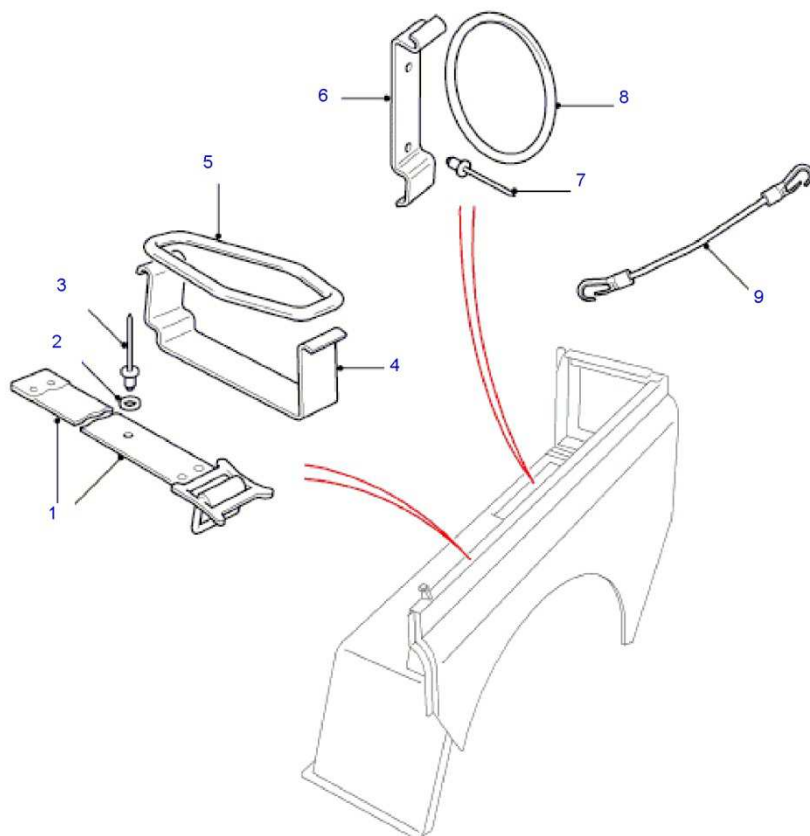


Callout	Description	Qty	OSI	From	To	E	Number
1	BRACKET-JACK STOWAGE MOUNTING \$	1	-				MWC9313
2	RIVET, '3/16" X 0.45"LNG', POP \$	2	-				78248
3	RING-RETENTION, RUBBER \$	1	-				371144
4	STRAP-SPARE WHEEL JACK RETENTION \$	1	-				MTC1359
5	WASHER-PLAIN \$	1	-				AFU1256
6	RIVET, '3/16" X 0.45"LNG', POP \$	1	-				78248
7	BRACKET-JACK STOWAGE, LH, ('90" WHEELBASE', WITH STANDARD JACK OR '110" WHEELBASE', WITH STANDARD JACK) \$	1	-		(V)9A888887		MWC2145
7	BRACKET-JACK STOWAGE, LH, ('90" WHEELBASE', WITH STANDARD JACK OR '110" WHEELBASE', WITH STANDARD JACK) \$	1	-	(V)9A888888			LR016695
7	BRACKET-JACK STOWAGE, RH, ('90" WHEELBASE', WITH STANDARD JACK OR '110" WHEELBASE', WITH STANDARD JACK) \$	1	-		(V)9A888887		MWC2146
7	BRACKET-JACK STOWAGE, RH, ('90" WHEELBASE', WITH STANDARD JACK OR '110" WHEELBASE', WITH STANDARD JACK) \$	1	-	(V)9A888888			LR016484
8	RIVET, '3/16" X 0.45"LNG', POP \$	2	-				78248
9	CLIP \$	4	-				508035
10	RIVET, '3/16" X 0.45"LNG', POP \$	4	-				78248

With compliments from ,

Catalogue: Defender 2007-

Section: Q02.025 TOOL STOWAGE (STATION WAGON - 3 DOOR FROM (V)7A000001 OR STATION WAGON  
- 5 DOOR FROM (V)7A000001 OR STATION WAGON UTILITY - 5 DOOR FROM (V)7A000001)



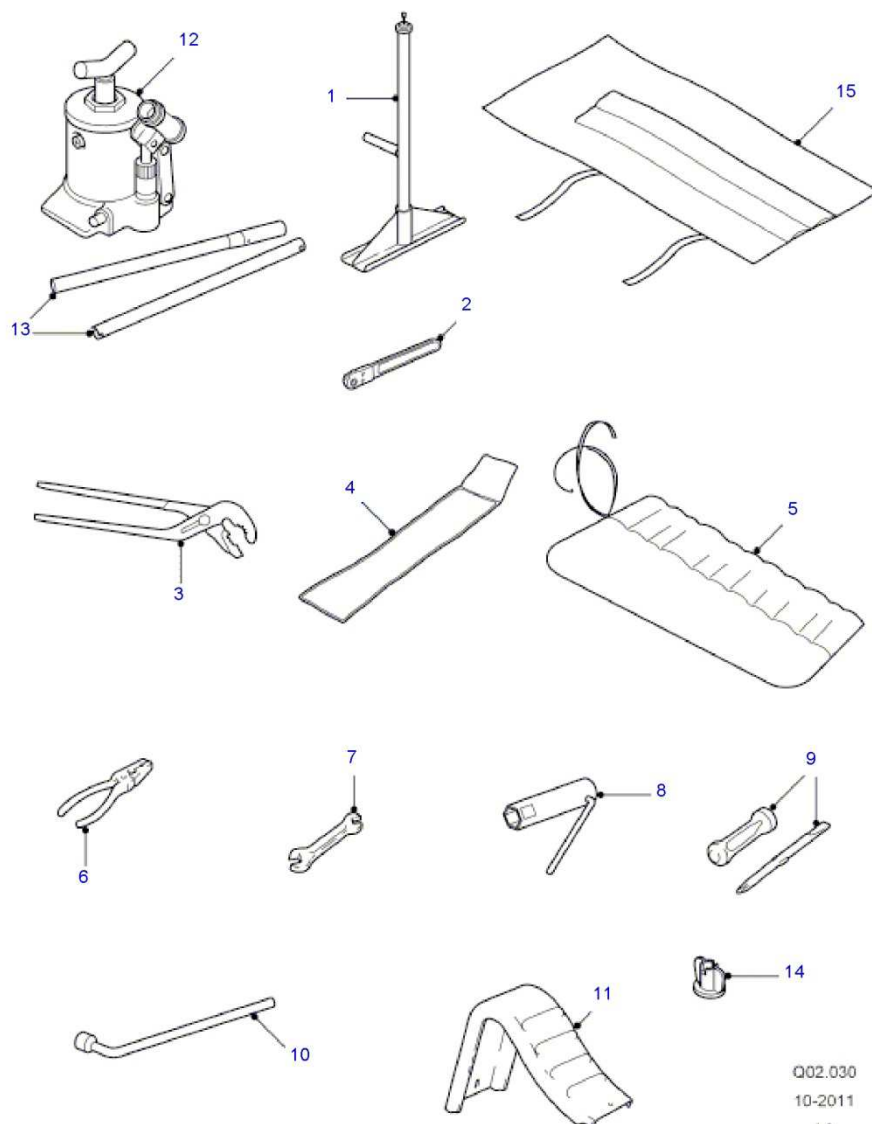
Q02.025  
09-2008  
L8  
AJSXAA4B

Callout	Description	Qty	OSI	From	To	E	Number
1	STRAP-SPARE WHEEL JACK RETENTION \$	2	-				MTC1359
2	WASHER-PLAIN \$	1	-				AFU1256
3	RIVET, '3/16" X 0.45"LNG', POP \$	2	-				78248
4	BRACKET, WITH STANDARD JACK \$	1	-				MTC1357
5	RETAINER, WITH STANDARD JACK \$	1	-				371144
6	BRACKET-JACK STOWAGE MOUNTING \$	2	-				MWC9313
7	RIVET, '3/16" X 0.45"LNG', POP \$	2	-				78248
8	RING-RETENTION, RUBBER \$	2	-				371144
9	STRAP \$	2	Y				EAS500190

With compliments from ,

Catalogue: Defender 2007-

Section: Q02.030 TOOLROLL (FROM (V)7A000001)



Q02.030  
10-2011  
L8  
LS0024C

Callout	Description	Qty	OSI	From	To	E	Number
1	JACK-SIDE LIFT, WITH STANDARD JACK \$	1	-				KAJ500110
2	HANDLE-JACK \$	1	-				NRC6481
3	PLIERS-TOOL KIT \$	1	-				MUC4291
4	BAG-JACK ASSEMBLY STOWAGE \$	1	Y				NRC7455
5	ROLL-TOOL STOWAGE, WITH TOOLS, LARGE \$	1	-				KBQ100000
5	ROLL-TOOL STOWAGE, WITHOUT TOOLS, SMALL \$	1	-				KBQ000090
6	PLIERS-TOOL KIT \$	1	-				AFU1024L
7	SPANNER-TOOL KIT, 10MM X 13MM \$	1	-				KBF000070
8	SPANNER-TOOL KIT PLUG \$	1	-				MUC4275
9	SCREWDRIVER-TOOL KIT \$	1	-				KBH000030
10	WHEELBRACE \$	1	Y		(V)8A760124		KAL500030
10	WHEELBRACE \$	1	Y	(V)8A760125	(V)9A768127		KAL500040
10	WHEELBRACE \$	1	-	(V)9A768128			LR011870
11	CHOCK-SPARE WHEEL STOWAGE \$	1	-				ANR3052
12	JACK-HYDRAULIC, WITH HEAVY DUTY JACK \$	1	Y		(V)7A737781		KAJ100571
12	JACK-HYDRAULIC, WITH HEAVY DUTY JACK \$	1	-	(V)7A737782	(V)9A999999		KAJ500170
12	JACK-HYDRAULIC, WITH HEAVY DUTY JACK \$	1	Y	(V)AA000001	(V)BA405608		LR019564
12	JACK-HYDRAULIC, WITH HEAVY DUTY JACK \$	1	-	(V)BA405609			LR031924
13	HANDLE-JACK, 2 PIECE TYPE \$	1	Y		(V)7A737781		KAH000050
13	HANDLE-JACK, 2 PIECE TYPE \$	1	-	(V)7A737782	(V)9A768127		KAH500060
13	HANDLE-JACK, 3 PIECE TYPE \$	1	-	(V)9A768128			LR011850
14	NUT - HEX. - WHEEL CHOCK \$	1	-				KYH500250
15	BAG - LOADING COMPARTMENT STOWAGE \$	1	-	(V)9A768128			LR011873



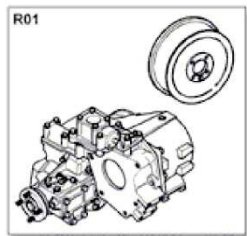






With compliments from ,  
Catalogue: Defender 2007-  
Section: GRAPHIC INDEX

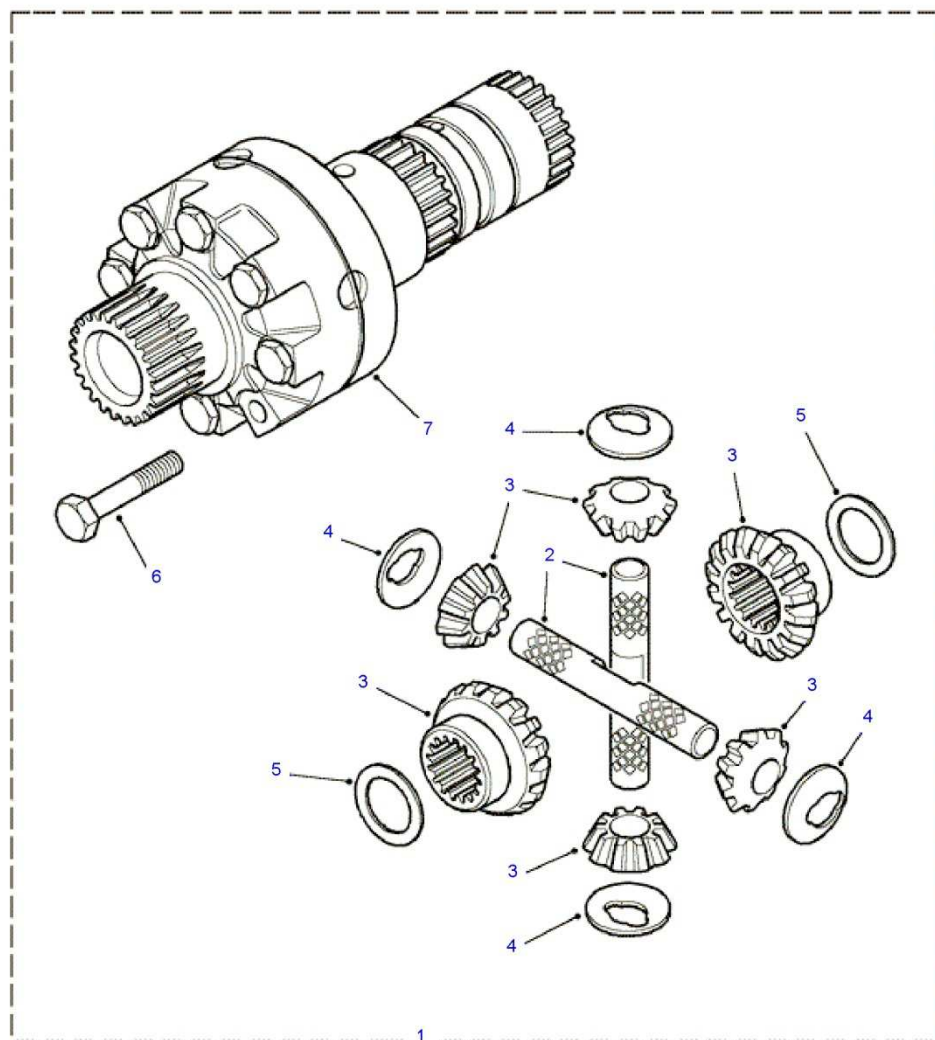
---



With compliments from ,

Catalogue: Defender 2007-

Section: R01.005 DIFFERENTIAL (FROM (V)7A000001)



AHDBG1A

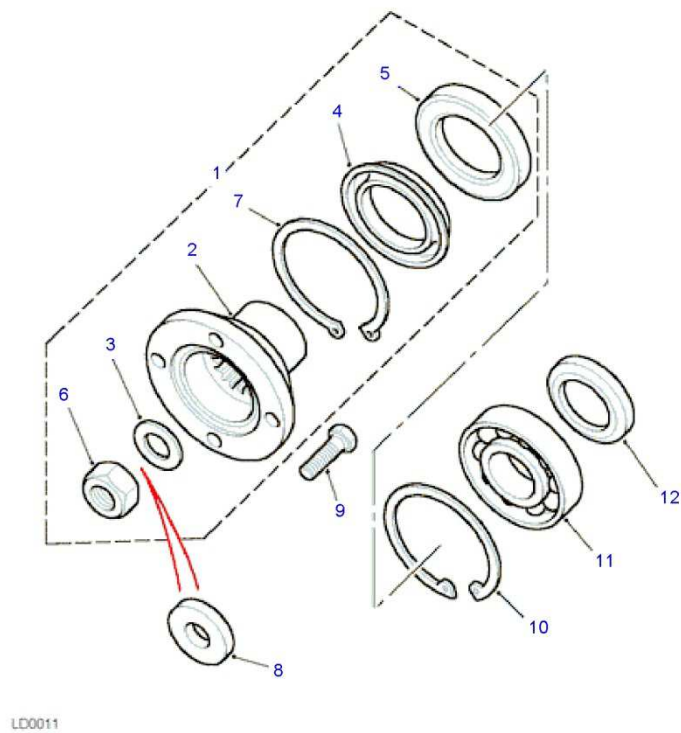
© 2004 - 2012 Infomedia Ltd and its licensors.

Callout	Description	Qty	OSI	From	To	E	Number
1	DIFFERENTIAL ASSEMBLY-TRANSFER BOX \$	1	-				TBB500060
2	KIT-SHAFT-CROSS \$	1	-				RTC3397
3	KIT-DIFFERENTIAL GEARS \$	1	-				STC2940
4	WASHER-THRUST \$	4	-				FRC6968
5	WASHER-THRUST, 1.35MM \$	X	-				FRC9851
5	WASHER-THRUST, 1.45MM \$	X	-				FRC9853
5	WASHER-THRUST, 1.05MM \$	X	-				FRC9845
5	WASHER-THRUST, 1.15MM \$	X	-				FRC9847
5	WASHER-THRUST, 1.25MM \$	X	-				FRC9849
6	BOLT, LONG, M10 X 60 \$	8	-				BH110121L
7	RING-TRANSFER BOX DIFFERENTIAL RETAINING \$	X	-				FRC7499

With compliments from ,


Catalogue: Defender 2007-

Section: R01.010 FRONT FLANGE (FROM (V)7A000001)



Callout	Description	Qty	OSI	From	To	E	Number
1	FLANGE ASSEMBLY-FRONT OUTPUT \$	1	-				STC4370
2	FLANGE ASSEMBLY-FRONT OUTPUT \$	1	-				IEC100020
3	WASHER \$	1	-				FRC2464
4	MUDSHIELD-TRANSFER BOX OIL SEAL \$	1	Y		(V)9A777776		ICN500010
4	MUDSHIELD-TRANSFER BOX OIL SEAL \$	1	-	(V)9A777777			LR017522
5	SEAL-TRANSFER BOX OUTPUT \$	1	-				FTC4939
6	NUT-HEXAGONAL-NYLOC, M20 \$	1	-				NY120046
7	CIRCLIP \$	1	-				571682
8	WASHER \$	1	-				PYF500010
9	BOLT, 3/8UNC X 1 1/4 \$	4	-				BT606106
10	CIRCLIP, LARGE \$	1	-				216962
11	BEARING-BALL \$	1	-				STC1130
12	SPACER \$	1	-				FRC5439

Section: R01.020 FRONT HOUSING (FROM (V)7A000001)



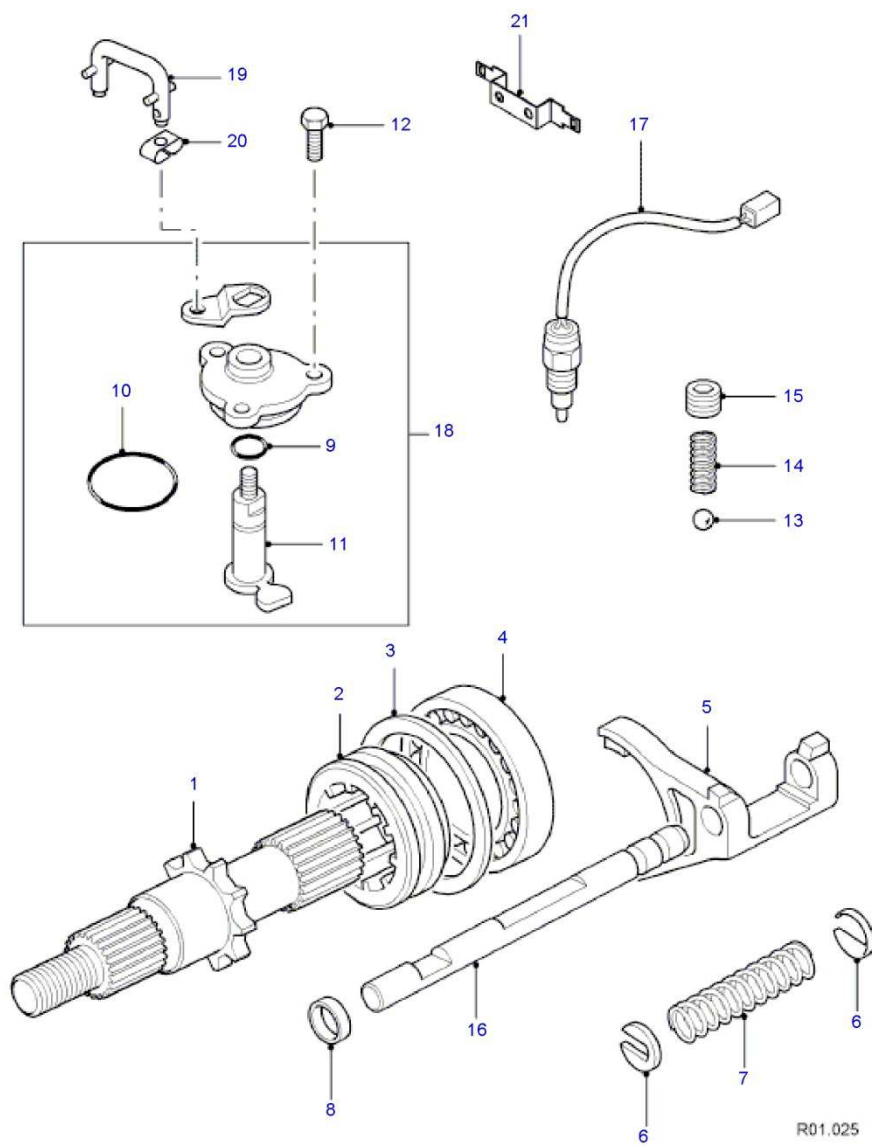
© 2004 - 2012 Infomedia Ltd and its licensors.

Callout	Description	Qty	OSI	From	To	E	Number
1	HOUSING-OUTPUT SHAFT FRONT \$	1	-				ICB500030
2	SEALANT, SILICONE \$	X	-				STC4404
3	SCREW, M8 X 25, FLANGED HEAD \$	7	-				FS108252S
4	BOLT, FLANGED HEAD, M8 X 90 \$	1	-		(V)7A737420		FB108181ML
4	BOLT, FLANGED HEAD, M8 X 90 \$	1	-	(V)7A737421			FB108186M
5	COVER-TRANSFER BOX FRONT HOUSING \$	1	-				FRC6104
6	GASKET-TRANSFER BOX SIDE COVER, SILICONE \$	1	-				STC4404
7	SCREW, M8 X 25, FLANGED HEAD \$	7	-				FS108251ML
8	HOUSING-CROSS SHAFT \$	1	-				IGE500020
9	GASKET-TRANSFER BOX COVER TO CASE, SILICONE \$	X	-				STC4404
10	BOLT, FLANGED HEAD, M8 X 55 \$	6	-				FB108111L
11	TUBE-BREATHER TRANSMISSION CASE \$	1	-		(V)7A750240		IAC500030
11	TUBE-BREATHER TRANSMISSION CASE \$	1	-	(V)7A750241			IAC500040
12	PLUG \$	1	-				PYB500080
13	WASHER-SEALING, TRANSFER BOX BREATHER PIPE BANJO \$	2	-				232039
14	O RING \$	1	-				FRC5575
15	PLUG \$	1	-				SH214141
16	WASHER-SEALING \$	1	-				ALU1403L
17	SWITCH ASSEMBLY-TRANSFER BOX LOW RATIO DETECT \$	1	-				IGM100000
18	CLIP \$	1	-				DYC500140
19	PLUG \$	1	-		(V)7A750240		UYP500090

With compliments from ,

Catalogue: Defender 2007-

Section: R01.025 FRONT OUPUT SHAFT (FROM (V)7A000001)



R01.025  
03-2008  
L8  
LD0032A

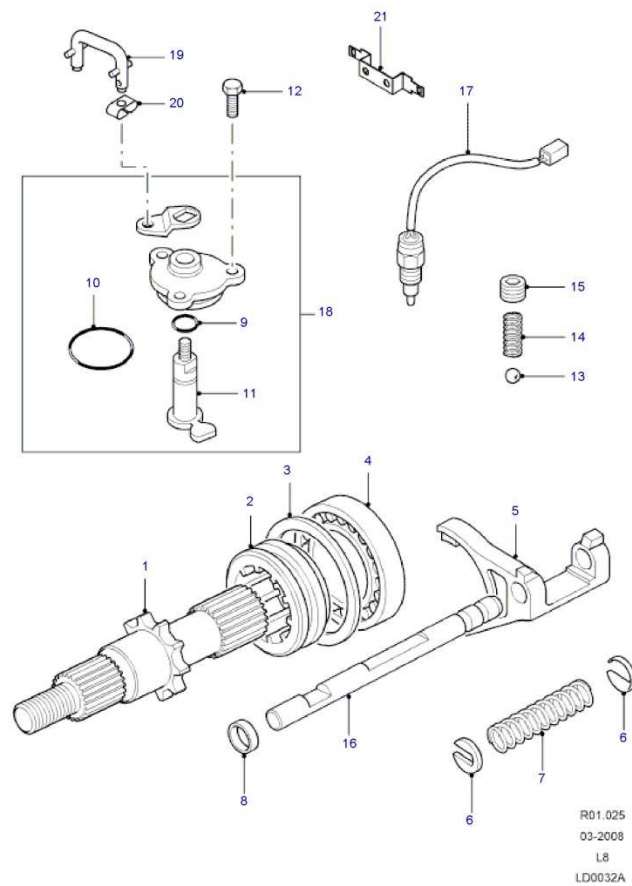
© 2004 - 2012 Infomedia Ltd and its licensors.



Callout	Description	Qty	OSI	From	To	E	Number
1	SHAFT ASSEMBLY-FRONT OUTPUT \$	1	-				FRC5449
2	RING-DIFFERENTIAL LOCKING \$	1	-				FRC5440
3	SHIM, 2MM \$	1	-				FTC726
3	SHIM, 2.05MM \$	1	-				FTC728
3	SHIM, 2.10MM \$	1	-				FTC730
3	SHIM, 2.15MM \$	1	-				FTC732
3	SHIM, 2.20MM \$	1	-				FTC734
3	SHIM, 2.25MM \$	1	-				FTC736
3	SHIM, 2.30MM \$	1	-				FTC738
3	SHIM, 2.35MM \$	1	-				FTC740
3	SHIM, 2.40MM \$	1	-				FTC742
3	SHIM, 2.45MM \$	1	-				FTC744
3	SHIM, 2.50MM \$	1	-				FTC746
3	SHIM, 2.55MM \$	1	-				FTC748
3	SHIM, 2.60MM \$	1	-				FTC750
3	SHIM, 2.65MM \$	1	-				FTC752
3	SHIM, 2.70MM \$	1	-				FTC754
3	SHIM, 2.75MM \$	1	-				FTC756
3	SHIM, 2.8MM \$	1	-				FTC758

➤ See following page

With compliments from ,  
 Catalogue: Defender 2007-  
 Section: R01.025 FRONT OUPUT SHAFT (FROM (V)7A000001)



© 2004 - 2012 Informedia Ltd and its licensors.

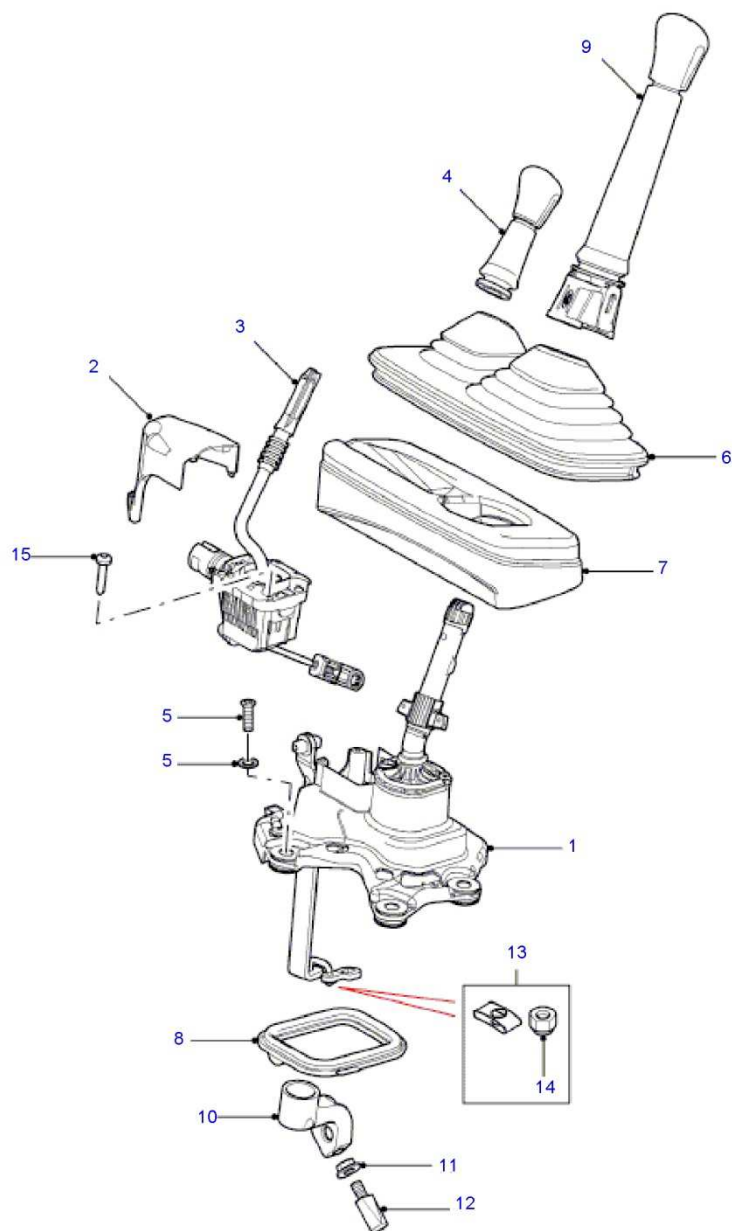
➤ continued

3	SHIM, 2.85MM \$	1	-				FTC760
3	SHIM, 2.90MM \$	1	-				FTC762
3	SHIM, 2.95MM \$	1	-				FTC764
3	SHIM, 3.000MM \$	1	-				FTC766
3	SHIM, 3.05MM \$	1	-				FTC768
3	SHIM, 3.100MM \$	1	-				FTC770
3	SHIM, 3.15MM \$	1	-				FTC772
3	SHIM, 3.20MM \$	1	-				FTC774
3	SHIM, 3.25MM \$	1	-				FTC776
4	BEARING-TAPER ROLLER \$	1	-				FRC7871
5	FORK-TRANSFER BOX DIFFERENTIAL LOCK SELECTOR \$	1	-				FRC6109
6	CLIP \$	2	-		(V)9A777776		FRC5469
6	CLIP \$	2	-	(V)9A777777			LR017786
7	SPRING-TRANSFER BOX DIFFERENTIAL LOCK \$	1	-				FRC5468
8	PLUG, 16MM \$	1	-				ICV500010
9	O RING \$	1	-				FRC5576
10	O RING \$	1	-				FRC5473
11	PIVOT-TRANSFER BOX DIFFERENTIAL LOCK SHAFT/ARM \$	1	-				FRC7098
12	SCREW, M8 X 25, FLANGED HEAD \$	3	-				FS108251ML
13	BALL-DETENT MANUAL TRANSMISSION \$	1	-				571146
14	SPRING-TRANSFER BOX DETENT \$	1	-				IJB500010
15	PLUG, M12 X 10 \$	1	-				VYP500110
16	SHAFT-TRANSFER BOX DIFFERENTIAL LOCK SELECTOR \$	1	-				IJL500021
17	SWITCH, HIGH/LOW \$	1	-				IGM500011
18	HOUSING ASSEMBLY-TRANSFER BOX GEAR CHANGE \$	1	Y				JP100010
19	LINK-TRANSFER BOX DIFFERENTIAL LOCK CONNECTING \$	1	-				FTC3698
20	CLIP \$	2	-				FTC3674
21	BRACKET \$	1	-		(V)9A777776		PEU500020
21	BRACKET \$	1	-	(V)9A777777			LR017535

With compliments from ,

Catalogue: Defender 2007-

Section: R01.035 GEAR CHANGE (FROM (V)7A000001)

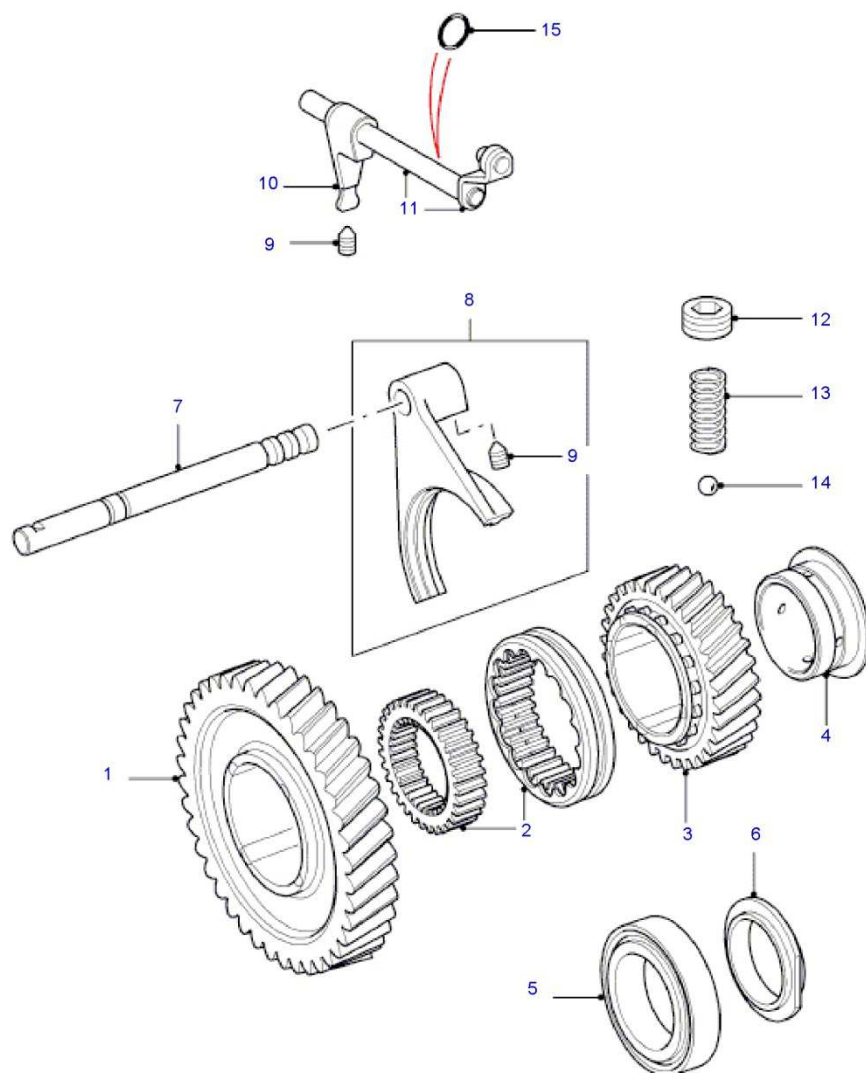


R01.035  
12-2009  
L8  
LD0035D

Callout	Description	Qty	OSI	From	To	E	Number
1	LEVER \$	1	-				TSC500020
2	BRACKET - SUPPORT \$	1	-				UCB500150
3	LINKAGE \$	1	Y		(V)9A888887		IGH500070
3	LINKAGE \$	1	-	(V)9A888888			LR018374
4	KNOB, TRANSFER BOX \$	1	-				IGC500050PMA
5	SCREW AND WASHER, FLANGED HEAD, M8 X 33 \$	4	-				UYP500050
6	BOOT - GEAR CHANGE LEVER \$	1	-				ULN500020
7	SEAL \$	1	-				TSF500030
8	SEAL \$	1	-				TSF500020
9	KNOB, TRANSMISSION GEAR LEVER \$	1	-				UKJ500100PMA
10	LINK \$	1	-				UGM500010
11	NUT, M6 \$	1	-				FX106046
12	PIN \$	1	-				KYT500020
13	KIT - FIXING PARTS \$	1	-				ULA500050
14	NUT \$	1	-				RYH500440
15	BOLT \$	4	-				TTE500050

With compliments from ,  
Catalogue: Defender 2007-  
Section: R01.040 HIGH/LOW GEAR (FROM (V)7A000001)

---



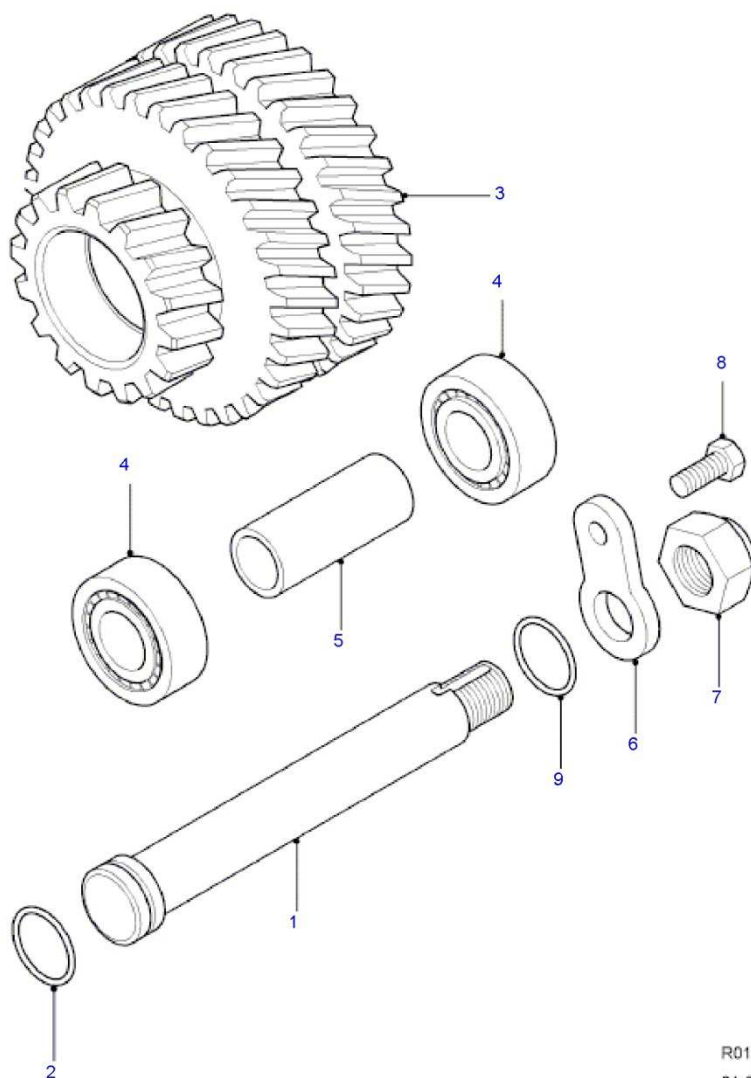
R01.040  
12-2008  
L8  
LD0034A

Callout	Description	Qty	OSI	From	To	E	Number
1	GEAR-LOW OUTPUT \$	1	-				FTC1084
2	HUB & SLEEVE ASSEMBLY- TRANSFER BOX \$	1	-				FTC5099
3	GEAR-HIGH OUTPUT \$	1	-				IEH500160
4	BUSH \$	1	-				IEE100050
5	BEARING-TAPER ROLLER \$	1	-				606474
6	NUT, RETAINING \$	1	-				IYH000030
7	SHAFT-SELECTOR LEVER \$	1	-				FTC3627
8	FORK-HIGH/LOW SELECTOR \$	1	-				FTC2827
9	SCREW-GRUB, M10 \$	1	Y		(V)7A999999		FTC4536
9	SCREW-GRUB, M10 \$	1	-	(V)8A000001			UYP500110
10	FINGER ASSEMBLY-TRANSFER BOX HIGH/LOW SELECTOR \$	1	-				FRC7929
11	SHAFT ASSEMBLY-HIGH/LOW SELECTOR \$	1	-				IJL500030
12	PLUG, M12 X 10 \$	1	-				VYP500110
13	SPRING-TRANSFER BOX DETENT \$	1	-				IJB500010
14	BALL-DETENT MANUAL TRANSMISSION \$	1	-				571146
15	SEAL, O-RING \$	1	-				FRC5575

With compliments from ,

Catalogue: Defender 2007-

Section: R01.045 INTERMEDIATE SHAFT (FROM (V)7A000001)



R01.045  
01-2007  
L8  
LD0033

© 2004 - 2012 Infomedia Ltd and its licensors.

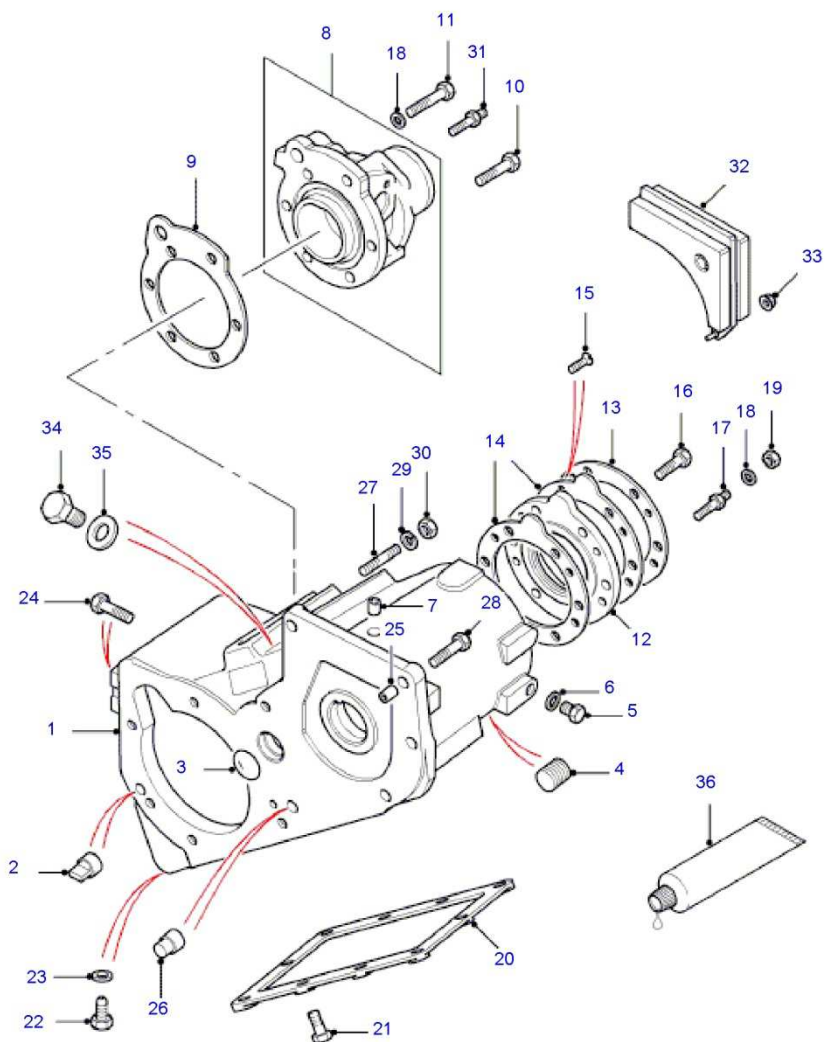


Callout	Description	Qty	OSI	From	To	E	Number
1	SHAFT-TRANSFER BOX-INTERMEDIATE \$	1	-				IED500060
2	O RING \$	1	-				FRC8292
3	GEAR-INTERMEDIATE SHAFT, 1.2 : 1 \$	1	-				IEH500070
4	BEARING INTERMEDIATE SHAFT ASSEMBLY \$	2	-				STC3185
5	SPACER, 58.350 \$	1	-				IEJ500020
5	SPACER, 58.400 \$	1	-				IEJ500040
5	SPACER, 58.450 \$	1	-				IEJ500060
5	SPACER, 58.500 \$	1	-				IEJ500080
5	SPACER, 58.550 \$	1	-				IEJ500100
5	SPACER, 58.600 \$	1	-				IEJ500120
5	SPACER, 58.650 \$	1	-				IEJ500140
5	SPACER, 58.700 \$	1	-				IEJ500160
5	SPACER, 58.750 \$	1	-				IEJ500180
5	SPACER, 58.800 \$	1	-				IEJ500200
5	SPACER, 58.850 \$	1	-				IEJ500220
5	SPACER, 58.900 \$	1	-				IEJ500240
5	SPACER, 58.950 \$	1	-				IEJ500260
5	SPACER, 59.000 \$	1	-				IEJ500280
5	SPACER, 59.050 \$	1	-				IEJ500300
5	SPACER, 59.100 \$	1	-				IEJ500320
5	SPACER, 59.150 \$	1	-				IEJ500340
5	SPACER, 59.200 \$	1	-				IEJ500360
5	SPACER, 59.250 \$	1	-				IEJ500380
5	SPACER, 59.300 \$	1	-				IEJ500400
6	PLATE-TRANSFER BOX ANTI ROTATION \$	1	-		(V)CA433432		RHB500030
6	PLATE-TRANSFER BOX ANTI ROTATION \$	1	-	(V)CA433433			LR044089
7	LOCKNUT \$	1	-				UYH500020
8	SCREW, M8 X 25, FLANGED HEAD \$	1	-				FS108251ML
9	O RING \$	1	-				FRC7439

With compliments from ,

Catalogue: Defender 2007-

Section: R01.050 MAIN CASING (FROM (V)7A000001)



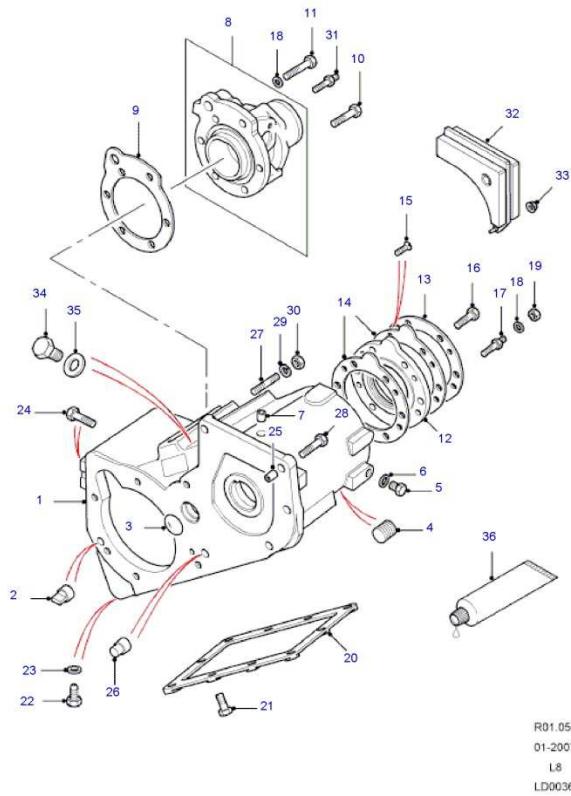
R01.050  
01-2007  
L8  
LD0036

© 2004 - 2012 Infomedia Ltd and its licensors.

Callout	Description	Qty	OSI	From	To	E	Number
1	CASING-TRANSFER BOX \$	1	-				ICG000082
2	DOWEL \$	1	-				FRC5594
3	O RING \$	1	-				FRC8292
4	PLUG-DRAIN/FILLER LEVEL \$	1	-				608246
5	PLUG \$	1	-				SH214141
6	WASHER-SEALING \$	1	-				232042
7	PLUG-CORE, 6MM \$	1	-				UKC24L
8	HOUSING-SPEEDOMETER DRIVEN GEAR \$	1	-				FTC4185
9	SEALANT - SILICONE \$	X	-				STC4404
10	SCREW, FLANGED HEAD, M10 X 30 \$	2	-				FS110301ML
10	SCREW, STUD \$	3	-				FS110306M
11	BOLT, FLANGED, M10 X 45 \$	1	-				FB110091ML
12	HOUSING-BEARING SHAFT \$	1	-				FTC4866
13	COVER \$	1	-				FTC3178
14	GASKET-TRANSFER BOX POWER TAKE OFF COVER \$	2	-				FRC5413
15	SCREW, M8 X 25 \$	1	-				SF108251L
16	BOLT, FLANGED HEAD, M10 X 40 \$	5	-				FB110096M
17	STUD \$	1	-				UYR500020
18	WASHER, M10, PLAIN \$	1	-				WA110001L

➤ See following page

With compliments from ,  
Catalogue: Defender 2007-  
Section: R01.050 MAIN CASING (FROM (V)7A000001)



© 2004 - 2012 Infomedia Ltd and its licensors.

➤ continued

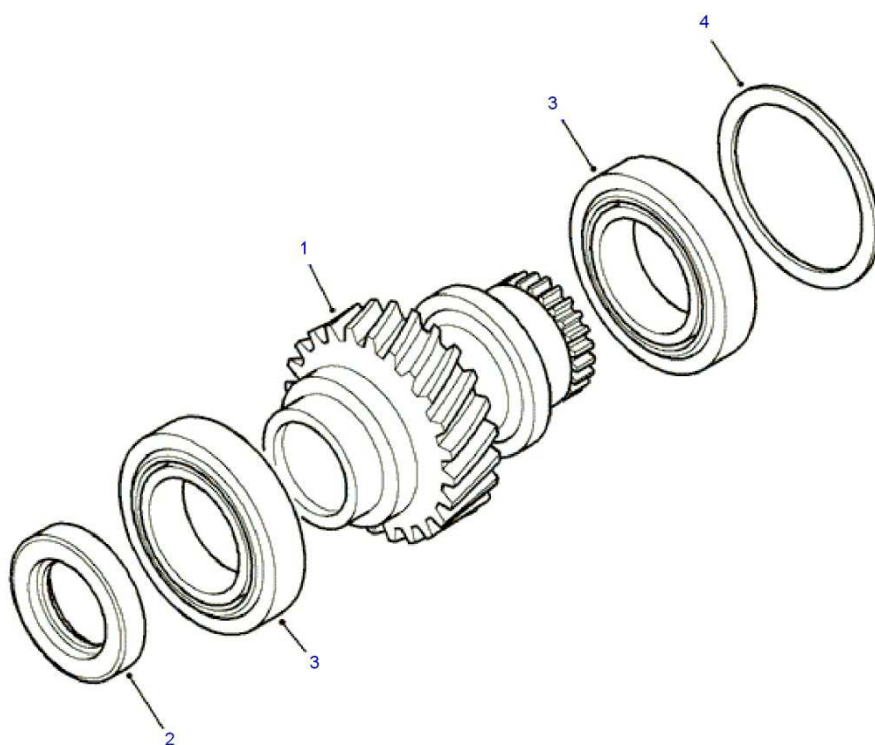
19	NUT-FLANGE, M10, FLANGE \$	1	-					FN110046
20	COVER-TRANSFER BOX \$	1	-					FRC5415
21	SCREW, M8 X 25, FLANGED HEAD \$	8	-					FS108251ML
22	PLUG-DRAIN \$	1	-					599552
23	WASHER-SEALING, TRANSFER BOX DRAIN PLUG \$	1	-					FRC4808
24	SCREW, M10 X 45 \$	1	-					FB110091ML
25	DOWEL-RING, 15.0MM \$	1	-					FRC2482
26	DOWEL \$	1	-					571134
27	STUD \$	2	-					UYR500030
28	BOLT, M10 X 45 \$	1	-					FB110091ML
28	BOLT, M10 X 35 \$	3	-					FB110071ML
29	WASHER, M10 \$	2	-					WL110001L
30	NUT-FLANGE, M10, FLANGE \$	2	-					FN110046
31	STUD \$	3	-					FS110306M
32	ABSORBER-TRANSFER BOX VIBRATION \$	1	-					IAI100031
33	NUT - FLANGED, M10 \$	3	-					FY110046
34	PLUG - BLANKING, TRANSFER BOX SWITCH BLANKING PLUG \$	X	-					SH214141
35	WASHER - SEALING \$	X	-					232042
36	SEALANT - SILICONE, SILICONE \$	1	-					STC4404

With compliments from ,

Catalogue: Defender 2007-

Section: R01.055 MAINSHAFT GEAR (FROM (V)7A000001)

---



AHDBIA1A

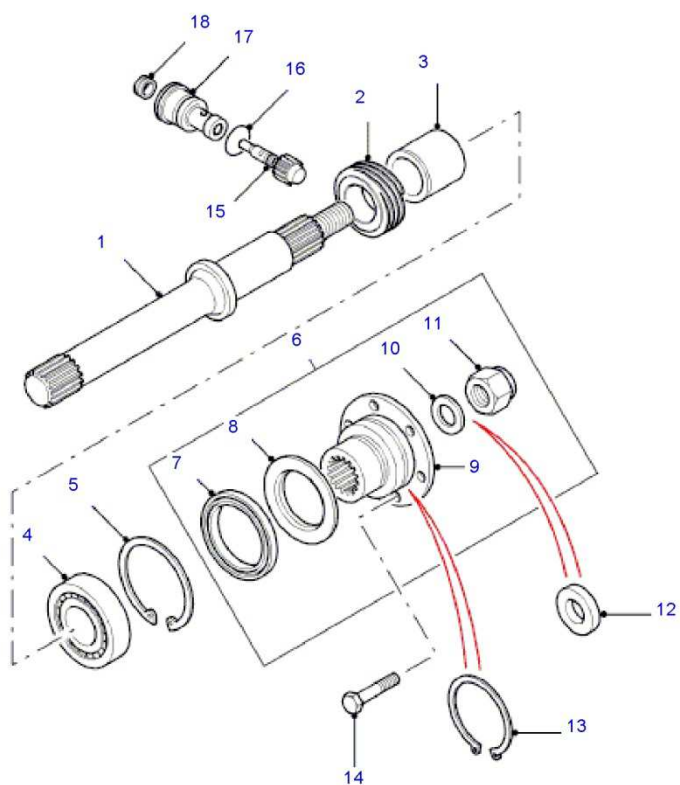
© 2004 - 2012 Infomedia Ltd and its licensors.

Callout	Description	Qty	OSI	From	To	E	Number
1	GEAR-MAINSHAFT, 1.2 : 1 \$	1	-				IEH500140
2	SEAL, TRANSFER BOX INPUT \$	1	-				ICV100000
3	MAINSHAFT BEARING \$	2	-				FRC5564
4	SHIM, 3.15MM \$	X	-				FRC9926
4	SHIM, 3.20MM \$	X	-				FRC9928
4	SHIM, 3.25MM \$	X	-				FRC9930
4	SHIM, 3.302MM \$	X	-				FRC9932
4	SHIM, 3.342MM \$	X	-				FRC9934
4	SHIM, 3.40MM \$	X	-				FRC9936
4	SHIM, 3.462MM \$	X	-				FRC9938
4	SHIM, 3.502MM \$	X	-				FRC9940
4	SHIM, 3.55MM \$	X	-				FRC9942
4	SHIM, 3.6MM \$	X	-				FRC9944
4	SHIM, 3.65MM \$	X	-				FRC9946
4	SHIM, 3.70MM \$	X	-				FRC9948
4	SHIM, 3.75MM \$	X	-				FRC9950
4	SHIM, 3.80MM \$	X	-				FRC9952
4	SHIM, 3.85MM \$	X	-				FRC9954
4	SHIM, 3.90MM \$	X	-				FRC9956
4	SHIM, 3.95MM \$	X	-				FRC9958
4	SHIM, 4.00MM \$	X	-				FRC9960

With compliments from ,

Catalogue: Defender 2007-

Section: R01.060 REAR FLANGE (FROM V)7A000001)



C01.040  
04-2005  
LC  
LCC01040

© 2004 - 2012 Infomedia Ltd and its licensors.



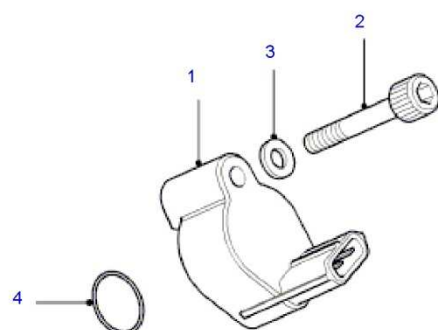
Callout	Description	Qty	OSI	From	To	E	Number
1	SHAFT ASSEMBLY-REAR OUTPUT \$	1	-				FRC5450
2	GEAR-SPEEDOMETER DRIVE \$	1	-				FRC3162
3	SPACER \$	1	-				FRC5446
4	BEARING-BALL \$	1	-				STC1130
5	CIRCLIP, LARGE \$	1	-				216962
6	KIT-FLANGE, REAR \$	1	-				STC3433
7	SEAL-TRANSFER BOX OUTPUT \$	1	-				FTC4939
8	MUDSHIELD-TRANSFER BOX OIL SEAL \$	1	-				FTC4941
9	FLANGE ASSEMBLY-REAR OUTPUT \$	1	-				FTC4942
10	WASHER \$	1	-				FRC2464
11	NUT-HEXAGONAL-NYLOC, M20 \$	1	-				NY120046
12	WASHER \$	1	-				PYF500010
13	CIRCLIP \$	1	-				571682
14	BOLT, 3/8UNF X 1 3/4, FLANGE TO PROPSHAFT \$	4	-				FRC3602
15	GEAR-SPEEDOMETER DRIVE, BLUE, 20 TEETH \$	1	-				FRC3310
16	O RING \$	1	-				571665
17	HOUSING-SPINDLE \$	1	-				FRC3286
18	SEAL-OIL SPEEDOMETER PINION \$	1	-				AAU2304

With compliments from ,

Catalogue: Defender 2007-

Section: R01.065 SPEEDOMETER TRANSDUCER (FROM (V)7A000001)

---



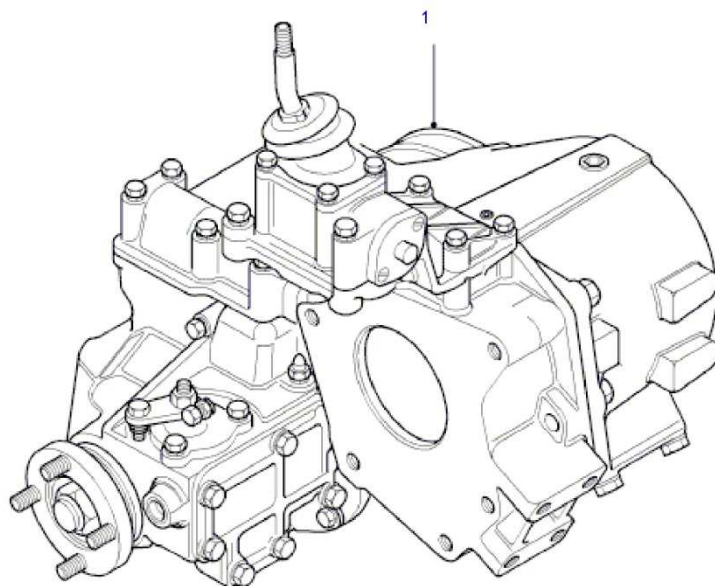
C01.070  
06-2005  
LC  
LCC01070

Callout	Description	Qty	OSI	From	To	E	Number
1	SENSOR - SPEED \$	1	-				YBE100530
2	SCREW, M6 X 20MM \$	1	Y				FS106201M
3	WASHER, 6MM, PLAIN \$		-				WA106042
4	SEAL, O-RING \$	1	-				571665

With compliments from ,

Catalogue: Defender 2007-

Section: R01.070 TRANSFER DRIVE (FROM (V)7A000001)



C01.005  
04-2005  
LC  
LCC01005

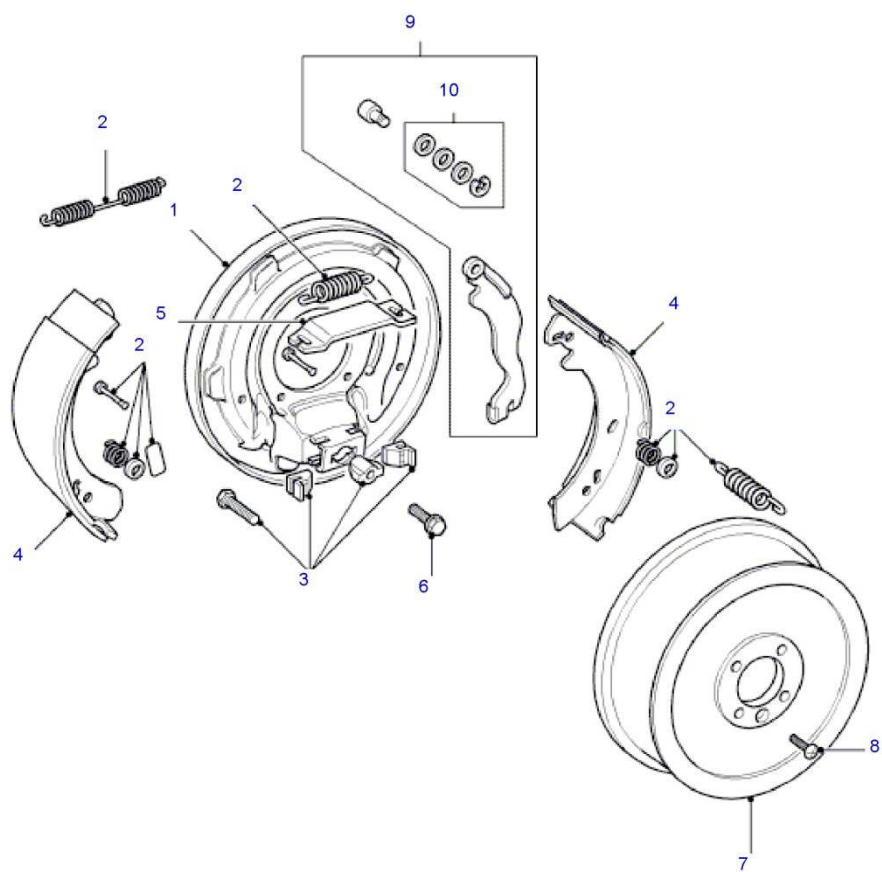
© 2004 - 2012 Infomedia Ltd and its licensors.

Callout	Description	Qty	OSI	From	To	E	Number
1	TRANSFER BOX, NEW, 1.2 : 1, BEFORE ORDERING PLEASE CHECK FOR SERVICE EXCHANGE VERSION \$	1	Y		(V)8A999999		IAB500290
1	TRANSFER BOX, EXCHANGE PART (RE-MANUFACTURED), 1.2 : 1 \$	1	Y		(V)8A999999		LR008235
1	TRANSFER BOX, NEW, 1.2 : 1, BEFORE ORDERING PLEASE CHECK FOR SERVICE EXCHANGE VERSION \$	1	Y	(V)9A000001	(V)BA555554	S	IAB500300
1	TRANSFER BOX, EXCHANGE PART (RE-MANUFACTURED), 1.2 : 1 \$	1	-	(V)9A000001	(V)BA555554	E	LR012193
1	TRANSFER BOX, NEW, 1.2 : 1, BEFORE ORDERING PLEASE CHECK FOR SERVICE EXCHANGE VERSION \$	1	-	(V)BA555555		S	LR033310
1	TRANSFER BOX, EXCHANGE PART (RE-MANUFACTURED), 1.2 : 1 \$	1	-	(V)BA555555		E	LR012193

With compliments from ,

Catalogue: Defender 2007-

Section: R01.075 TRANSMISSION BRAKE-DIRECT ENTRY CABLE (FROM (V)7A000001)



C01.065  
04-2005  
LC  
LCC01065

Callout	Description	Qty	DSI	From	To	E	Number
1	BACKPLATE-TRANSMISSION BRAKE ASSEMBLY \$	1	-				STC1533
2	KIT-TRANSMISSION BRAKE SHOE RETENTION \$	1	-				ICW100050
3	KIT-TRANSMISSION BRAKE ADJUSTER \$	1	-				ICW500020
4	KIT-TRANSMISSION BRAKE SHOE \$	1	-				ICW500010
5	SHAFT-CROSS-TRANSMISSION BRAKE \$	1	-				ICF100000
6	BOLT \$	4	-				AFU1400
7	DRUM-TRANSMISSION BRAKE \$	1	Y		(V)AA796490		SDC100200
7	DRUM-TRANSMISSION BRAKE \$	1	-	(V)AA796491			LR025177
8	SCREW, COUNTER SUNK, M8 X 20MM \$	1	-				SA108201L
9	KIT-LEVER REAR BRAKE \$	1	-				ICW100010
10	KIT-TRANSMISSION BRAKE SHOE RETENTION \$	1	-				ICW100000

Page left blank



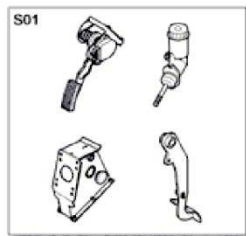


Page left blank



With compliments from ,  
Catalogue: Defender 2007-  
Section: GRAPHIC INDEX

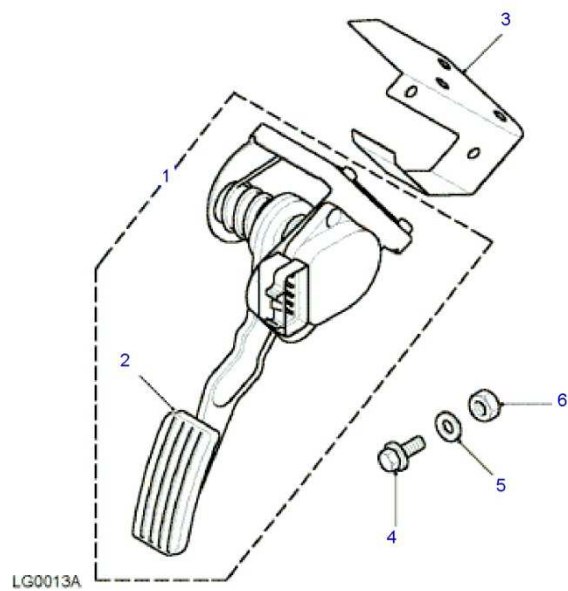
---



With compliments from ,

Catalogue: Defender 2007-

Section: S01.005 ACCELERATOR PEDAL (FROM (V)7A000001)

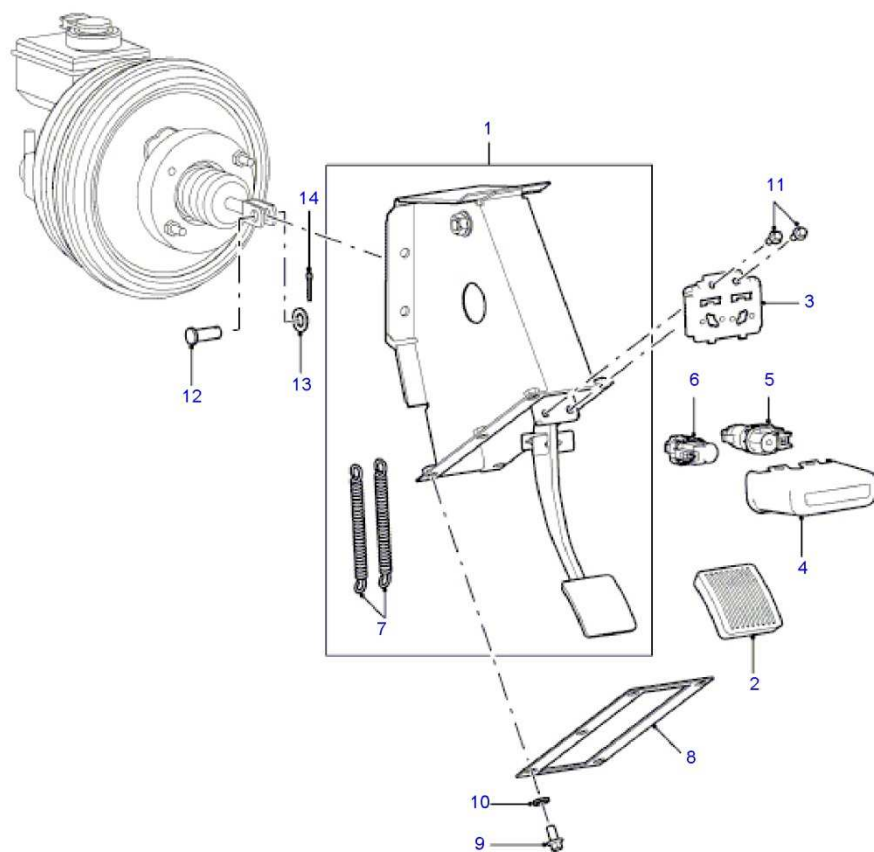


Callout	Description	Qty	OSI	From	To	E	Number
1	POTENTIOMETER & PEDAL-ASSEMBLY \$	1	Y		(V)BA999999		SLC500050PMA
1	POTENTIOMETER & PEDAL-ASSEMBLY \$	1	-	(V)CA000001			LR030043
2	PAD-LEVER-PEDAL \$	1	-				SAD000010PMA
3	COVER-THROTTLE PEDAL POTENTIOMETER \$	1	-				SZU100050
4	SCREW, M8 X 30MM, FLANGED HEAD \$	3	Y		(V)BA999999		FS108307L
4	SCREW, M8 X 30MM, FLANGED HEAD \$	3	-	(V)CA000001			FS108306
5	WASHER, 8MM \$	3	-				WA108056
6	NUT - HEX., M8, NYLOC \$	3	Y		(V)BA999999		NY108041
6	NUT - HEX., M8, NYLOC \$	3	-	(V)CA000001			FY108046

With compliments from ,

Catalogue: Defender 2007-


Section: S01.010 BRAKE PEDAL (FROM (V)7A000001)



S01.010  
07-2007  
L8  
LG0022A

Callout	Description	Qty	OSI	From	To	E	Number
1	PEDAL ASSEMBLY-BRAKE \$	1	-		(V)7A743469		SKB500270
1	PEDAL ASSEMBLY-BRAKE \$	1	-	(V)7A743470	(V)9A770443		SKB500360
1	PEDAL ASSEMBLY-BRAKE \$	1	-	(V)9A770444			LR010404
2	PAD-LEVER-PEDAL \$	1	-				SKE500060
3	BRACKET, SWITCH \$	1	Y		(V)7A748462		SKU500040
3	BRACKET, SWITCH \$	1	-	(V)7A748463			SKU500070
4	COVER, SWITCH \$	1	-				IPK500020
5	SWITCH, BRAKE LIGHT \$	1	Y				XKB500170
6	SWITCH, INHIBITOR SWITCH SPEED CONTROL \$	1	Y				XKB500180
7	SPRING-RETURN BRAKE \$	2	-				SKD500030
8	GASKET-PEDAL BOX \$	1	-				ANR6333
9	SCREW, M8 X 25, HEXAGONAL HEAD \$	6	-				SYG500010
10	WASHER, M8 \$	6	-				WA108056
11	SCREW, M6 X 14MM \$	2	-				FS106146
12	PIN-CLEVIS \$	1	-		(V)7A736566		PC112291
12	PIN-CLEVIS \$	1	-	(V)7A736567			PC112292
13	WASHER, M12, PLAIN, STANDARD \$	1	-				WA112081L
14	PIN-SPLIT \$	1	-		(V)7A736566		PS106201
14	PIN-SPLIT \$	1	-	(V)7A736567			PS106202

Section: S01.015 CLUTCH MASTER CYLINDER &amp; PIPES (FROM (V)7A000001)



1106

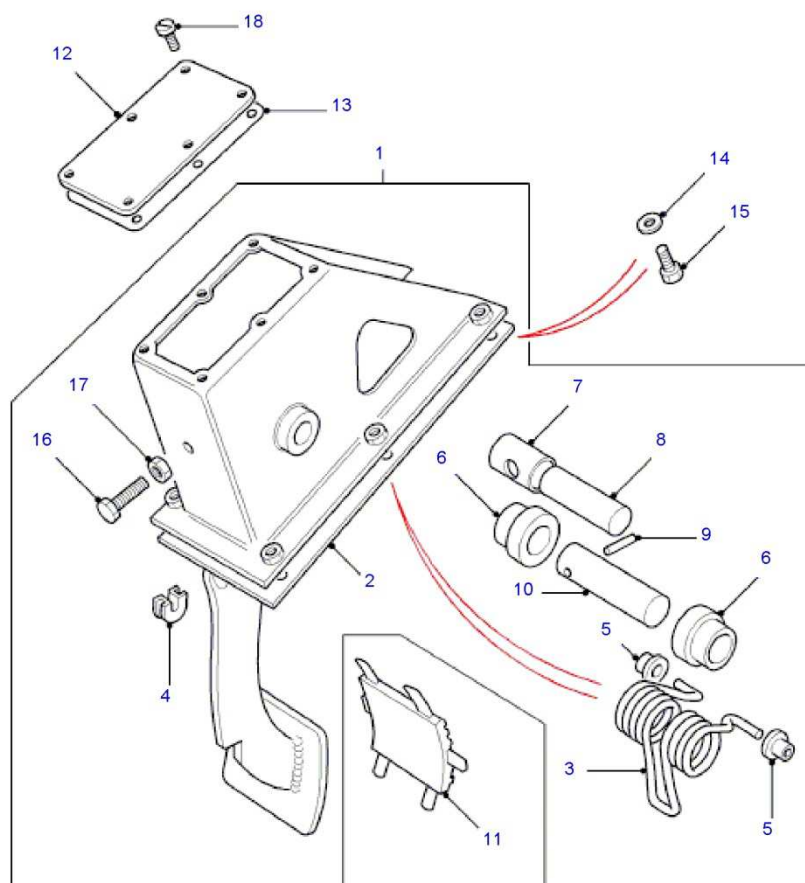


Callout	Description	Qty	OSI	From	To	E	Number
1	MASTER CYLINDER CLUTCH \$	1	-				STC500100
2	KIT - CLUTCH MASTER CYLINDER REPAIR \$	1	-				STC500090
3	CAP ASSEMBLY-TANK CLUTCH \$	1	Y				STC100440
4	NUT-HEXAGONAL-THIN, 5/16UNF \$	2	-				NT605042
5	LOCKNUT \$	1	-				NY605042
6	GASKET, MASTER CYLINDER TO PEDAL BOX \$	1	-				ANR5308
7	SCREW, M8 X 30MM, FLANGED HEAD \$	2	Y				FS108307L
8	WASHER, 8MM \$	4	-				WA108056
9	NUT - HEX., M8, NYLOC \$	2	Y				NY108041
10	BOLT-CLUTCH SPECIAL BANJO \$	1	-				SYG500020
11	WASHER \$	1	-				233220
12	PIPE ASSEMBLY CLUTCH, RHD \$	1	Y		(V)7A750431		STG500200
12	PIPE ASSEMBLY CLUTCH, RHD \$	1	-	(V)7A750432			STG500230
12	PIPE ASSEMBLY CLUTCH, LHD \$	1	-				STG500190
13	CLIP-PIPE, RHD \$	2	-				NTC1175
13	CLIP-PIPE, LHD \$	1	-				NTC1175
14	NUT-HEXAGONAL-THIN, 7/16UNF \$	2	-				NT607042
15	WASHER-STARLOCK \$	2	-				WF600071L
16	HOSE CLUTCH \$	1	-				STH500060
17	SWITCH-ELECTRONIC DIESEL CONTROL \$	1	-				MSK500020
18	VALVE \$	1	-				UUG500040
19	ADAPTOR, SLAVE CYLINDER \$	1	Y		(V)BA401237		UGN500020
19	ADAPTOR, SLAVE CYLINDER \$	1	-	(V)BA401238			LR031188
20	BANJO-CLUTCH SPECIAL \$	1	-				SYG500030
21	DAMPER \$	1	-				STD500020

With compliments from ,

Catalogue: Defender 2007-

Section: S01.020 CLUTCH PEDAL (FROM (V)7A000001)



F01.015  
04-2005  
LC  
LCF01015

Callout	Description	Qty	OSI	From	To	E	Number
1	PEDAL ASSEMBLY CLUTCH \$	1	Y		(V)7A999999		SKB500240
1	PEDAL ASSEMBLY CLUTCH \$	1	-	(V)8A000001	(V)8A999999		SKB500280
1	PEDAL ASSEMBLY CLUTCH \$	1	-	(V)CA000001			LR030042
2	GASKET \$	1	-		(V)8A999999		ANR6332
2	GASKET \$	1	-	(V)CA000001			LR030341
3	SPRING-TORSION \$	1	-				EDP7510L
4	KIT-BEARING \$	1	-				CLP3180
5	BUSH \$	2	-				DCP3212L
6	BUSH \$	2	-				272714
7	SPACER \$	1	-				269783
8	TRUNNION-CLUTCH PEDAL \$	1	-				568883
9	PIN \$	1	-				50446
10	PIN \$	1	-				272712
11	PAD-LEVER-PEDAL \$	1	-				SKE500060
12	COVER \$	1	-				272713
13	GASKET-CLUTCH PEDAL BOX TOP COVER \$	1	-				272819
14	WASHER, 8MM \$	6	-				WA108056
15	SCREW, HEXAGONAL HEAD, 1/4UNF X 1 \$	6	-				SH604081L
16	BOLT, M8 X 30MM, FLANGED HEAD \$	1	-				FS108306M
17	NUT - HEX., HEXAGONAL HEAD, COARSE THREAD, 1/4UNF \$	1	-				NH604041L
18	SCREW \$	6	-				SL510032



INTRODUCING THE NEW

## DISCOVERANGE DEFENDEROVER IIA



OPTIONS INCLUDE: CENTRE DIFFLOCK SYSTEM, LONG WHEELBASE, LIGHTWEIGHT, V6, V8 SUPERCHARGED, 2.5 DIESEL, TWINCAB, HI-CAP, SEQUENTIAL STICK SHIFT, 7 SEATS, NATURALLY ASPIRATED, PARABOLIC AIR SPRINGS, 3 YEAR WTY.

ABOVE AND BEYOND